

[54] FRAME FOR FOOT MASSAGER AND LEG EXERCISER

[76] Inventor: Oscar A. Sierra, 238 Moonstone, San Antonio, Tex. 78233

[**] Term: 14 Years

[21] Appl. No.: 715,677

[22] Filed: Mar. 25, 1985

[52] U.S. Cl. D24/36; D21/191

[58] Field of Search D21/191-199; D24/36, 41; 272/67, 114, 119, 121, 143; 128/33, 41, 56, 67, 25 B

[56] References Cited

U.S. PATENT DOCUMENTS

- D. 242,390 11/1976 Grube D24/36
- D. 243,557 3/1977 Kientz D24/36

- D. 269,376 6/1983 Nakao et al. D24/36
- D. 271,420 11/1983 Sierra D24/36
- 1,989,899 2/1935 Vance D24/36
- 2,767,707 10/1956 Toivonen D24/36
- 3,088,458 5/1963 Stewart D24/36

Primary Examiner—Charles A. Rademaker
Attorney, Agent, or Firm—John C. Stahl

[57] CLAIM

The ornamental design for a frame for foot massager and leg exerciser, as shown.

DESCRIPTION

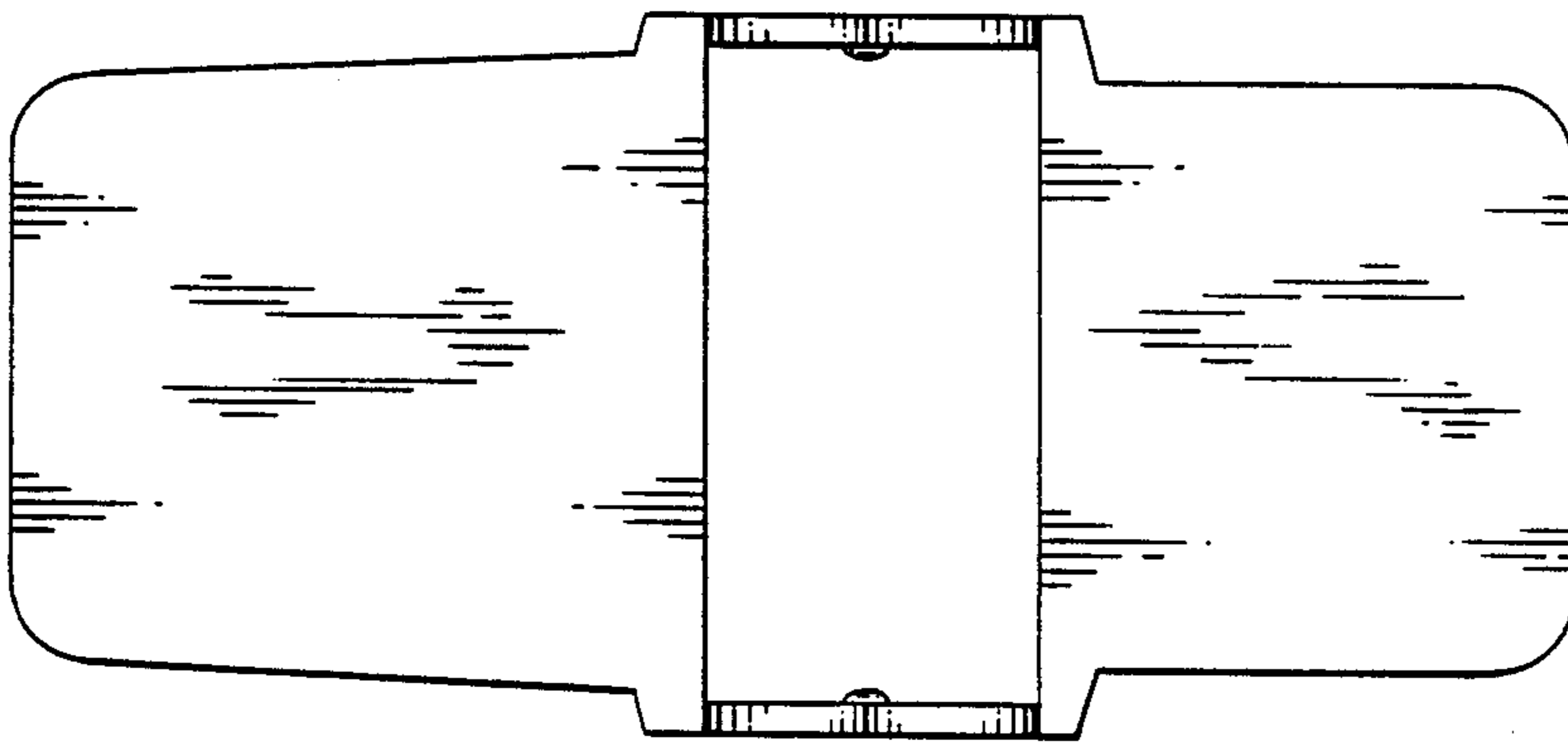
FIG. 1 is a top plan view of a frame for foot massager and leg exerciser, showing my new design.

FIG. 2 is a bottom plan view.

FIG. 3 is a left side elevational view.

FIG. 4 is a front elevational view; and

FIG. 5 is a rear elevational view.



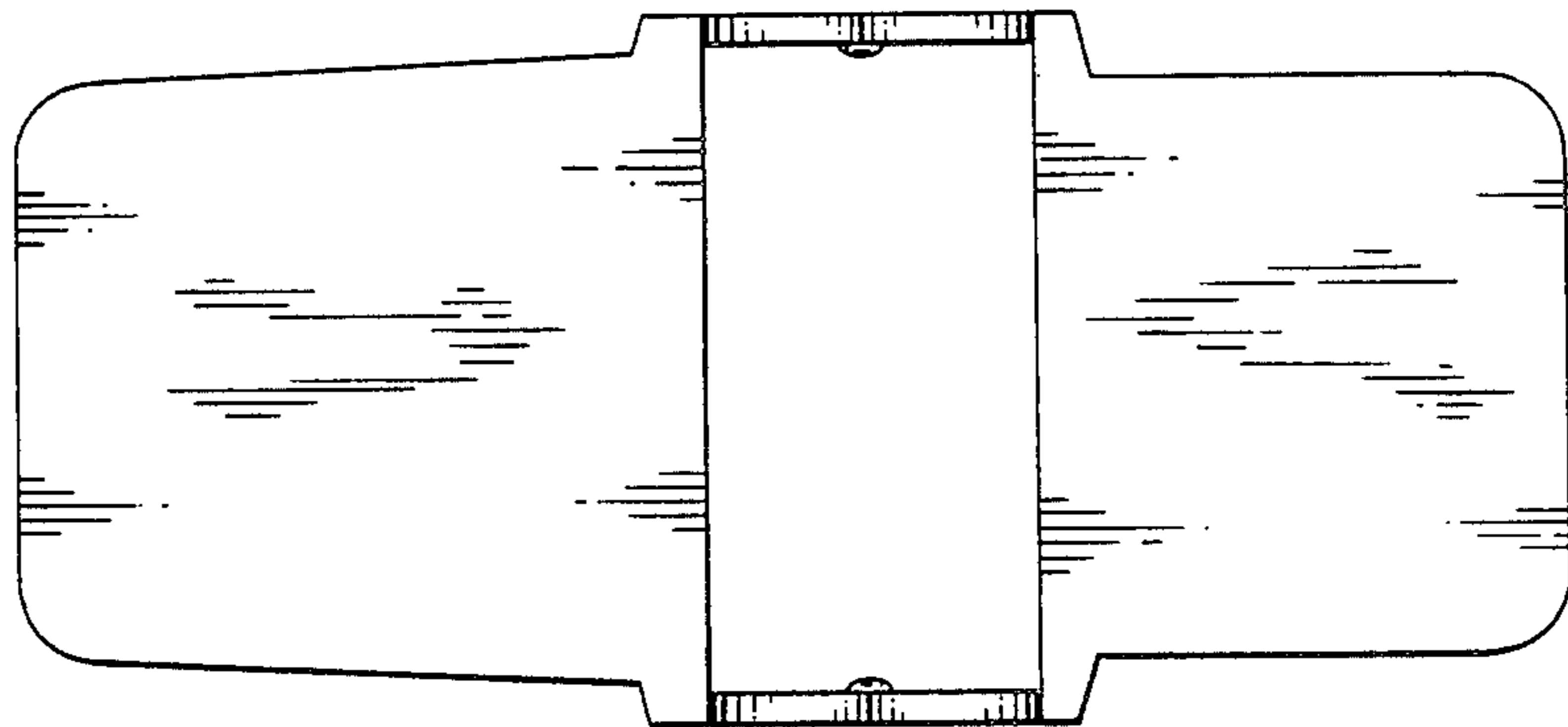


FIG. 1

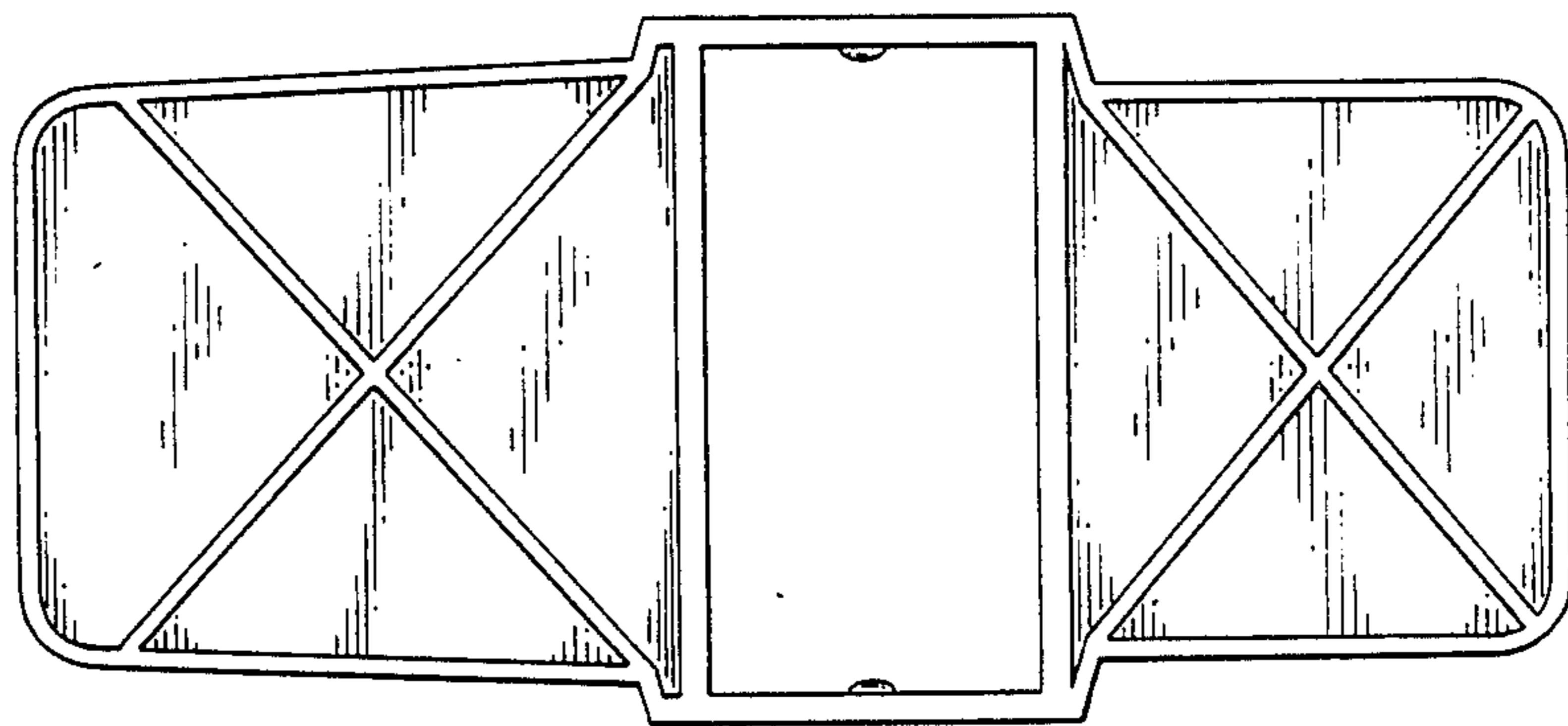


FIG. 2



FIG. 3



FIG. 4




FIG. 5