

United States Patent [19]

Verhees

[11] Patent Number: **Des. 294,287**

[45] Date of Patent: **** Feb. 16, 1988**

[54] **NOZZLE FOR HAND OPERATED TRIGGER SPRAYER**

[75] Inventor: **Matheus H. F. Verhees, CN Asten, Netherlands**

[73] Assignee: **Waynesboro Textiles, Inc., Forest City, N.C.**

[**] Term: **14 Years**

[21] Appl. No.: **759,636**

[22] Filed: **Jul. 26, 1985**

[52] U.S. Cl. **D23/213**

[58] Field of Search **D23/34-39;**
239/71, 288, 288.3, 288.5, 333, 394, 396, 525,
526, 538, 552, 589, 600, 438

[56] **References Cited**

U.S. PATENT DOCUMENTS

- D. 198,356 6/1964 Wahlin D23/35
D. 268,204 3/1983 Wesner et al. D23/34
D. 280,125 8/1985 Butterfield et al. D23/35

- D. 282,960 3/1986 O'Neill et al. D23/34
D. 288,954 3/1987 McDermott et al. D23/34
4,185,777 1/1980 Bauer 239/394
4,247,048 1/1981 Hayes 239/333 X
4,350,298 9/1982 Tada 239/333

Primary Examiner—James R. Largen
Attorney, Agent, or Firm—Thomas R. Vigil; Kajane McManus

[57] **CLAIM**

The ornamental design for a nozzle for hand operated trigger sprayer, substantially as shown and described.

DESCRIPTION

FIG. 1 is a perspective view taken from the top, front and right side of a nozzle for hand operated trigger sprayers, showing my new design;
FIG. 2 is a right side elevational view thereof, the left side being a mirror image of the right side shown;
FIG. 3 is a top plan view thereof;
FIG. 4 is a bottom plan view thereof;
FIG. 5 is a front elevational view thereof; and,
FIG. 6 is a rear elevational view thereof.




FIG. 1




FIG. 2

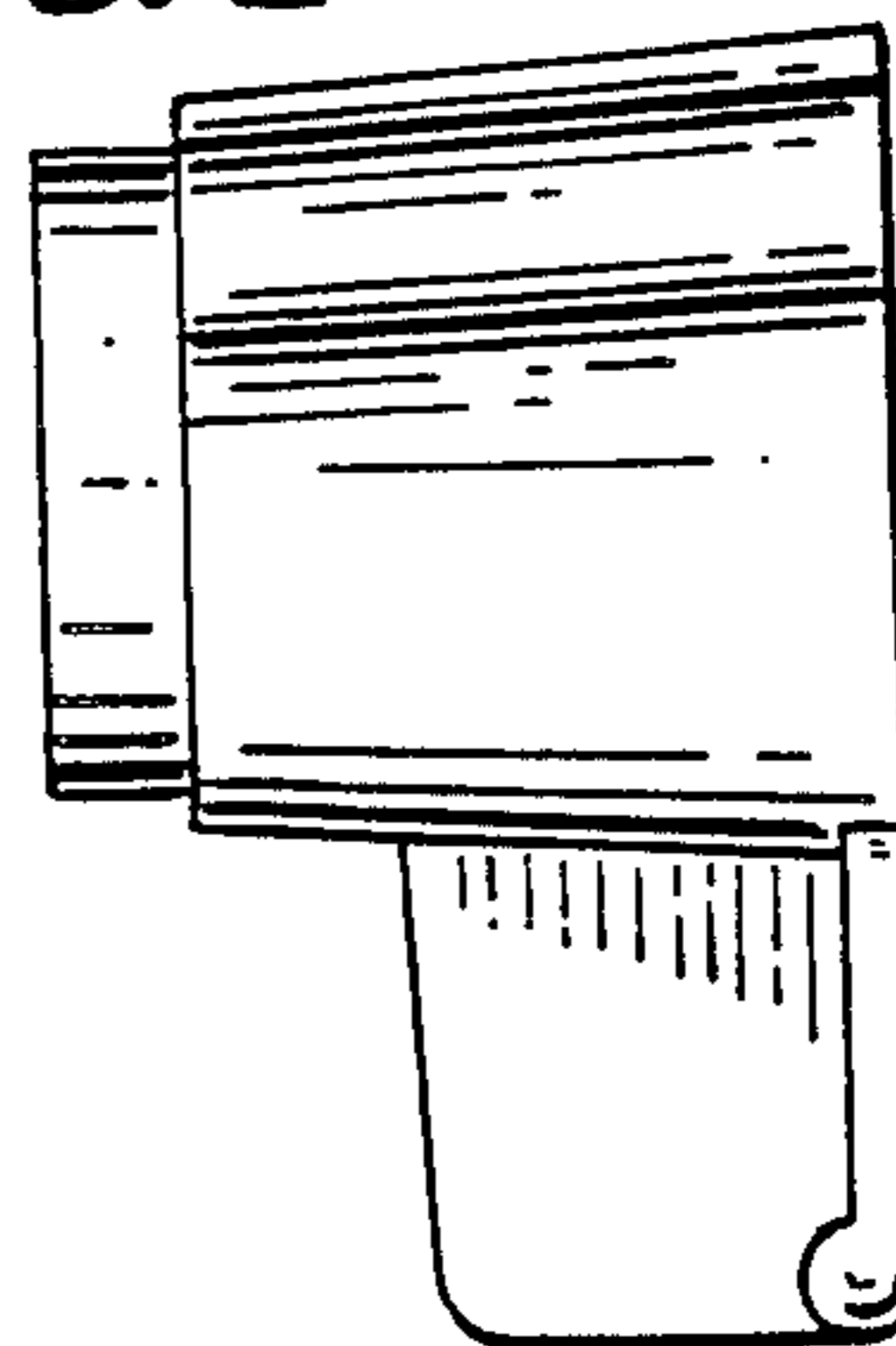


FIG. 3




FIG. 4




FIG. 5

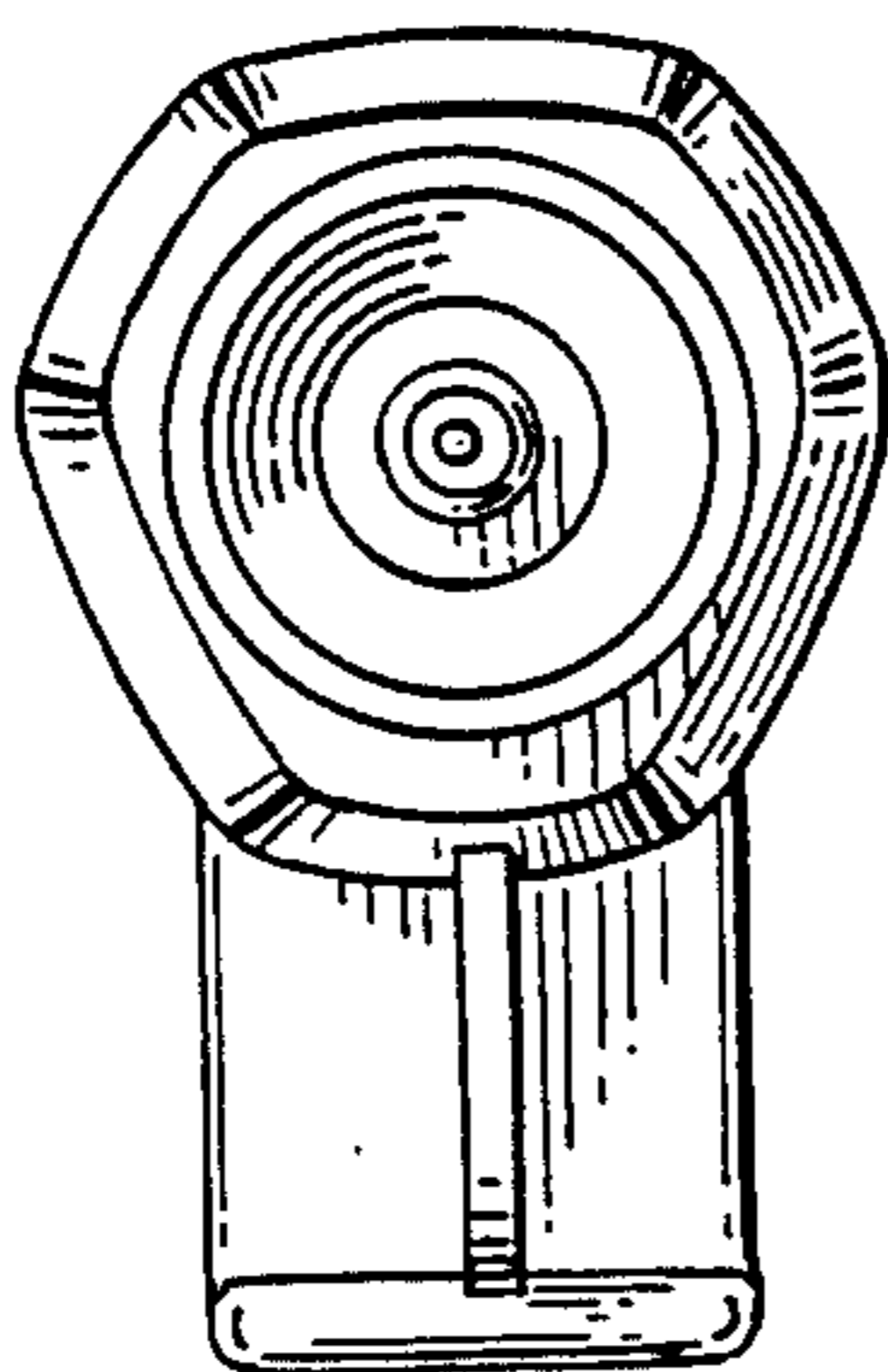


FIG. 6

