

[54] ADJUSTABLE SHOWER HEAD

[75] Inventor: Wolfgang Fabian, Mannheim, Fed. Rep. of Germany  
[73] Assignee: American Standard Inc., New York, N.Y.  
[\*\*] Term: 14 Years  
[21] Appl. No.: 35,313  
[22] Filed: Apr. 6, 1987

Related U.S. Application Data

[62] Division of Ser. No. 777,476, Sep. 18, 1985.

[30] Foreign Application Priority Data

Mar. 19, 1985 [DE] Fed. Rep. of Germany ..... 20 MR 2050

[52] U.S. Cl. .... D23/213; D23/57

[58] Field of Search ..... D23/23-32, D23/34-37, 57; 4/567, 568, 570, 615; 248/75, 309.1; 239/280.5-283, 588, 750, 752

[56] References Cited

U.S. PATENT DOCUMENTS

D. 245,093	7/1977	Saether .....	D23/35 X
D. 267,582	1/1983	MacKay et al. ....	D23/35
1,327,428	1/1920	Gregory .....	4/567
3,837,013	9/1974	Davis et al. ....	248/75 X
3,865,310	2/1975	Elkins et al. ....	248/75 X
3,979,096	9/1976	Zieger .....	248/75
4,091,998	5/1978	Peterson .....	239/283
4,174,822	11/1979	Larsson .....	248/75
4,224,700	9/1980	Bloys .....	4/570 X
4,271,543	6/1981	Martin .....	4/615

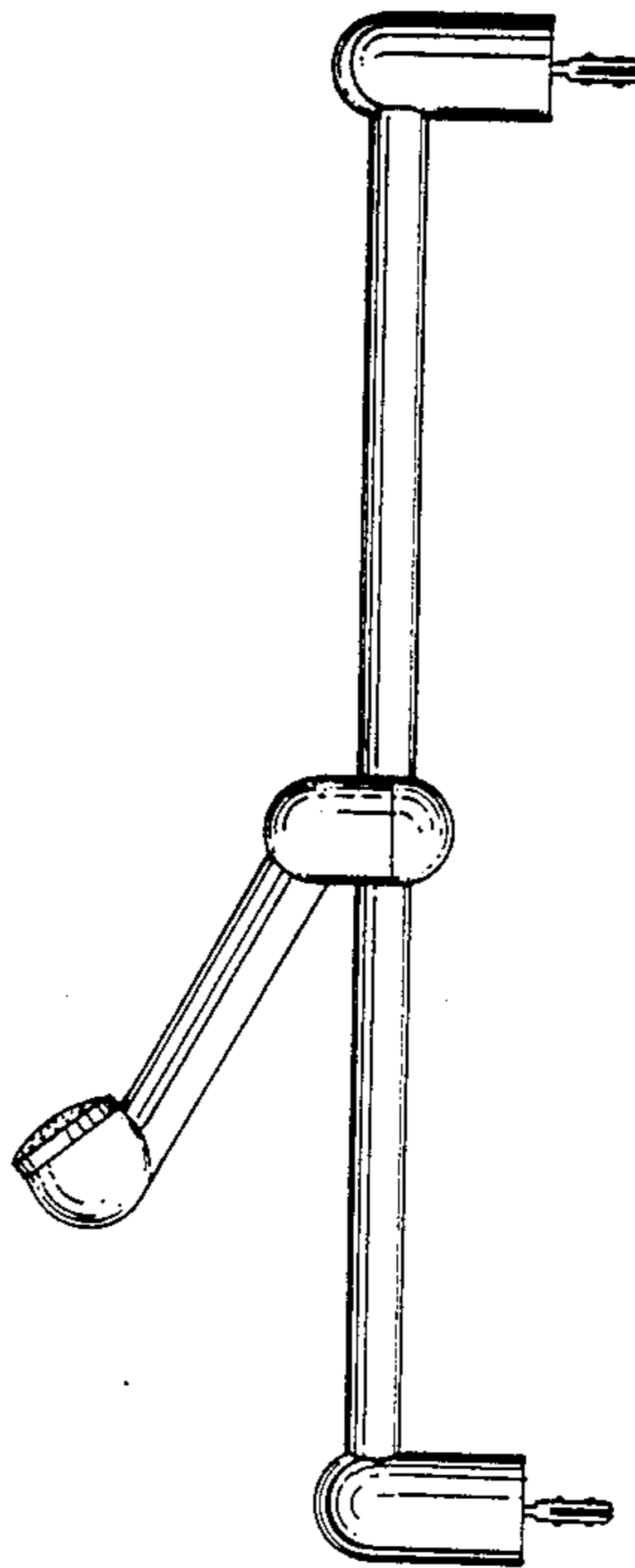
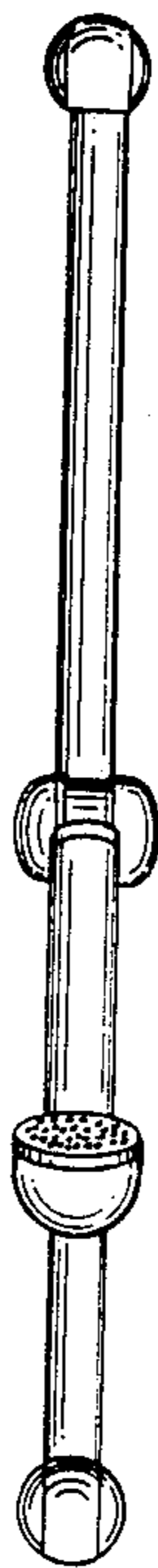
Primary Examiner—James R. Largen  
Attorney, Agent, or Firm—James J. Salerno, Jr.; Robert G. Crooks; John P. Sinnott

[57] CLAIM

The ornamental design for an adjustable shower head, substantially as shown and described.

DESCRIPTION

FIG. 1 is a front elevational view of an adjustable shower head, showing my new design; FIG. 2 is a left side elevational view thereof, the right side being a mirror image of the left side shown; FIG. 3 is a top plan view thereof; and, FIG. 4 is a bottom plan view thereof.



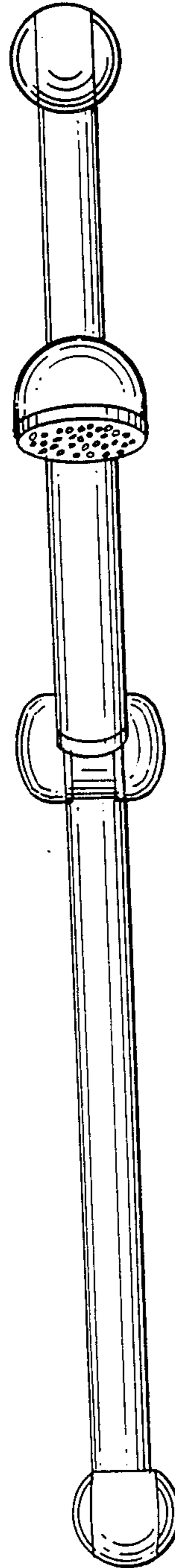


FIG. 1

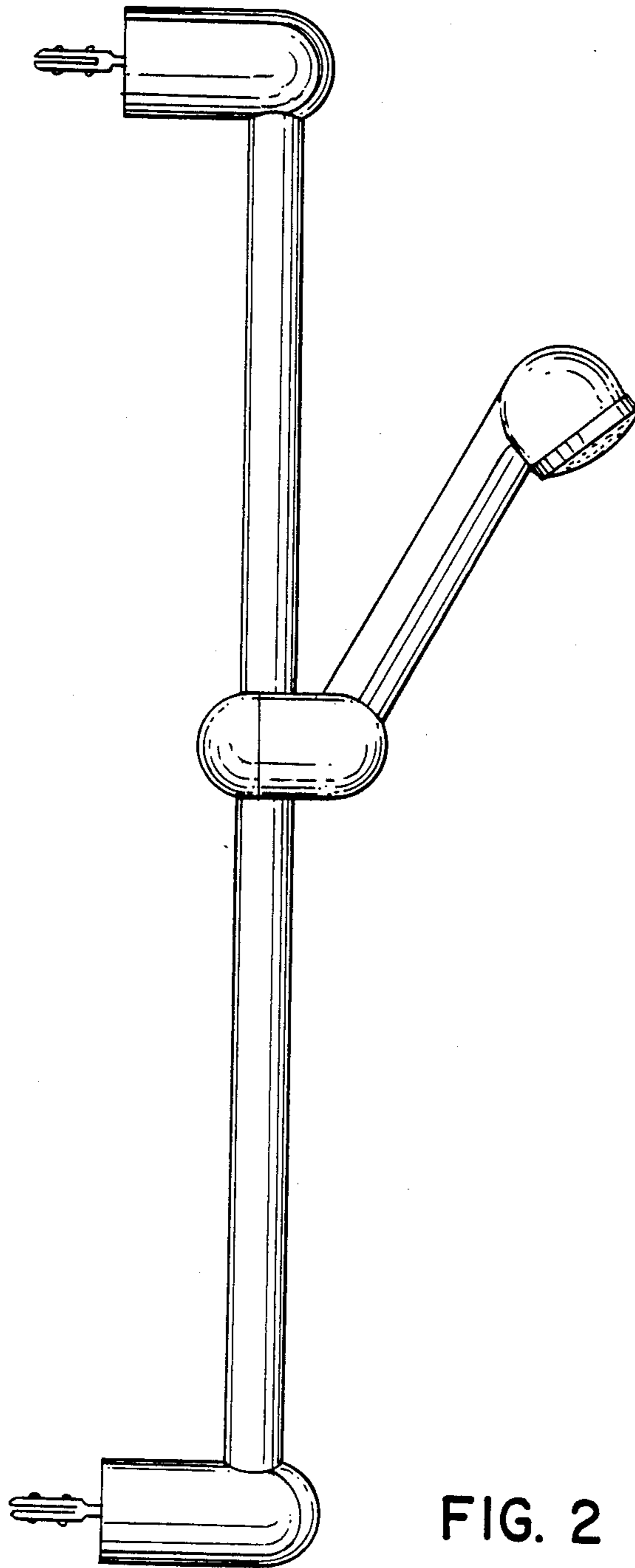


FIG. 2

FIG. 3

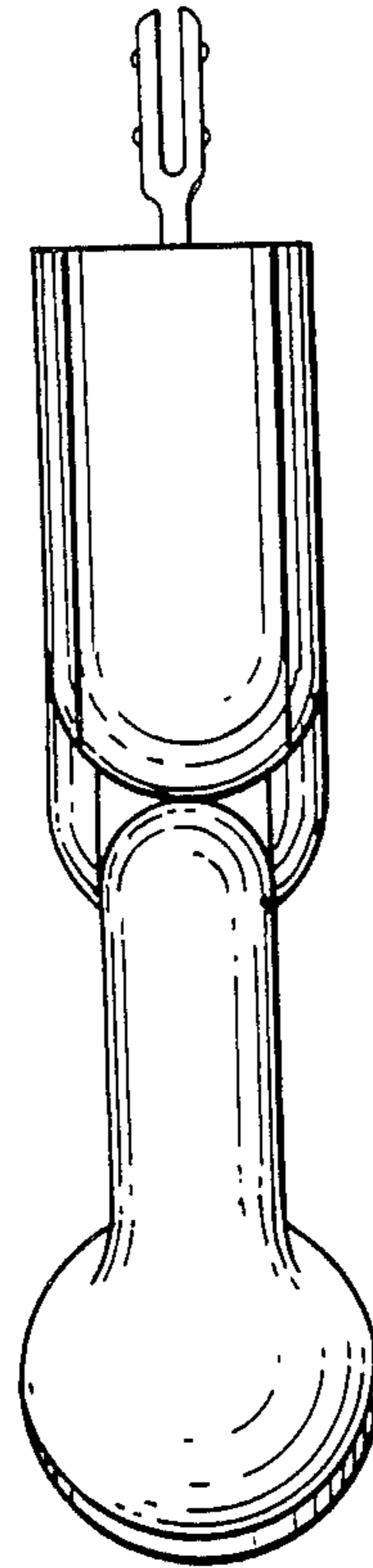


FIG. 4

