

[54] **COMBINED CALCULATOR AND CLIPBOARD**

[75] **Inventor: Danny C. C. Hung, Hong Kong, Hong Kong**

[73] **Assignee: Dah Sun Electronics Company Limited, Kowloon, Hong Kong**

[\*\*] **Term: 14 Years**

[21] **Appl. No.: 710,208**

[22] **Filed: Mar. 11, 1985**

[30] **Foreign Application Priority Data**

Nov. 27, 1984 [GB] United Kingdom ..... 1023514

[52] **U.S. Cl.** ..... **D19/88; D18/2; D18/7; D19/27**

[58] **Field of Search** ..... **D19/26, 27, 88; D18/2, D18/7, 11, 12; D8/395; 24/67.1-67.7, 67.11; 281/15 B**

[56] **References Cited**

**U.S. PATENT DOCUMENTS**

D. 284,678 7/1986 Shmoon ..... D18/2  
D. 284,976 8/1986 Hung ..... D19/88

**OTHER PUBLICATIONS**

U.S. Govt. Office & Furnishings Supply Cat., 1982, p. 156, Item No. 38160.

*Primary Examiner*—George P. Word  
*Attorney, Agent, or Firm*—Pollock, Vande Sande & Priddy

[57] **CLAIM**

The ornamental design for a combined calculator and clipboard, as shown and described.

**DESCRIPTION**


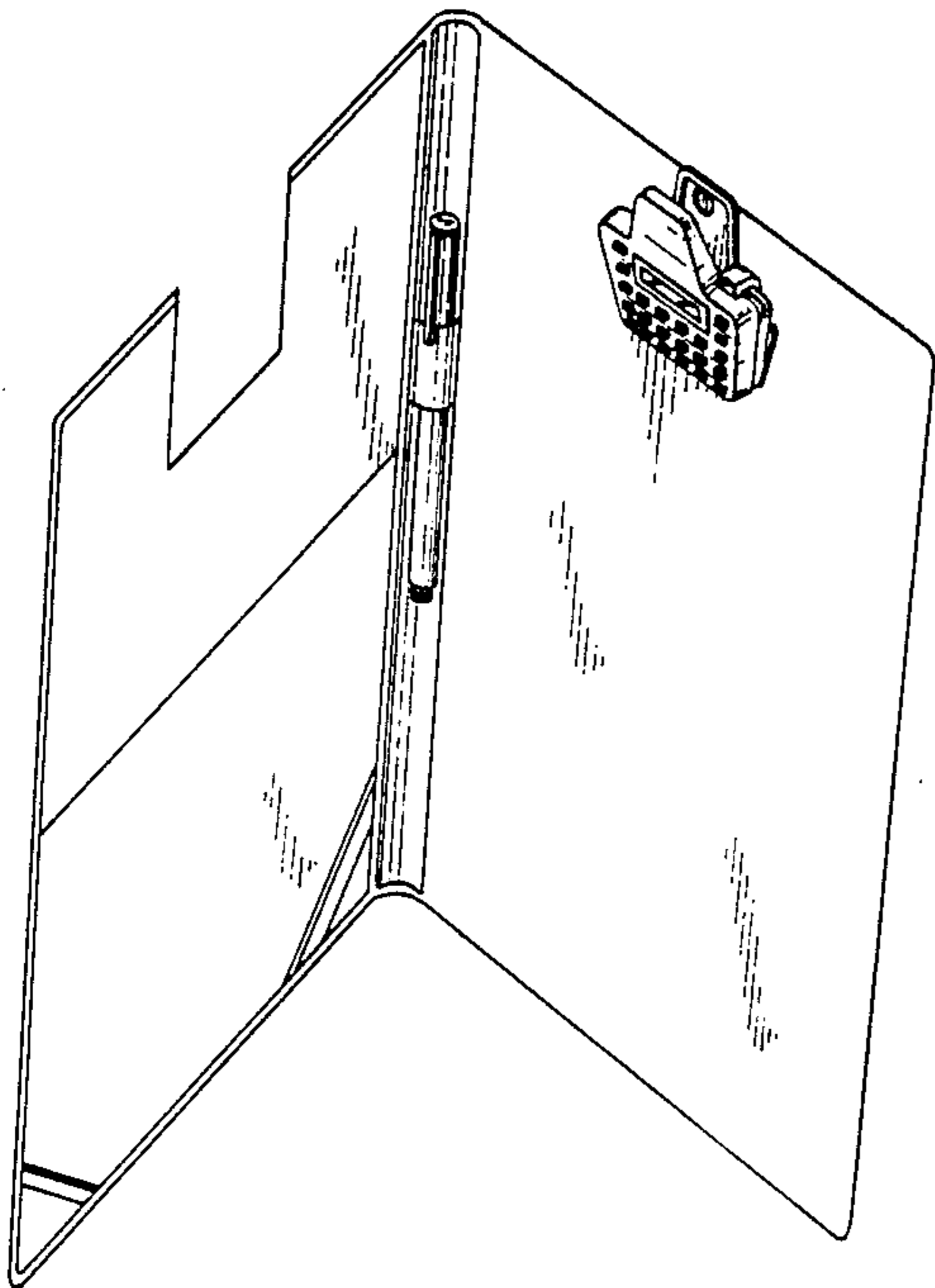
FIG. 1 is a perspective view of a combined calculator and clipboard showing my new design in a partially open condition;

FIG. 2 is a perspective view thereof in the closed condition;

FIG. 3 is a left side elevational view thereof;

FIG. 4 is a rear elevational view thereof; and

FIG. 5 is a bottom plan view thereof.



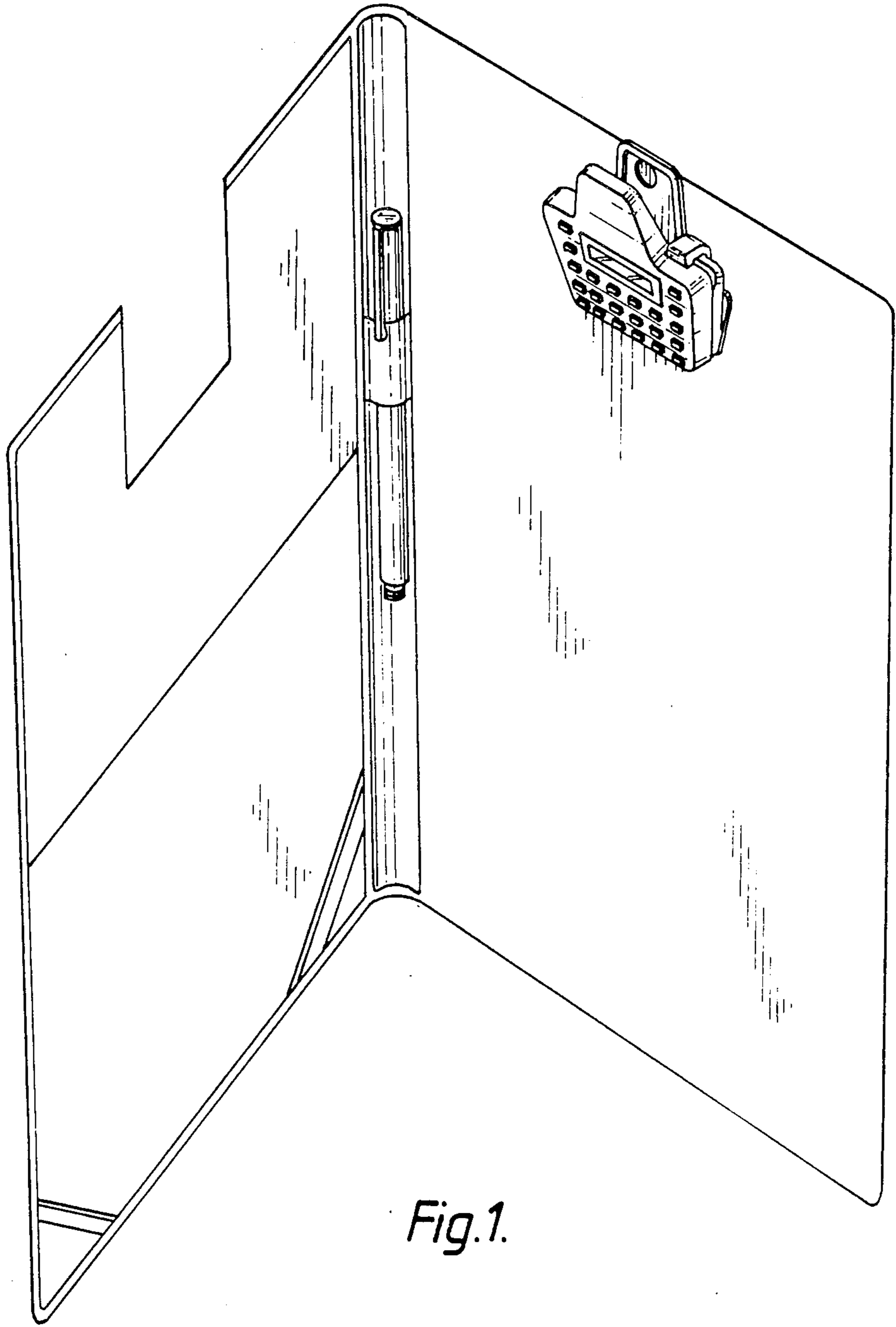

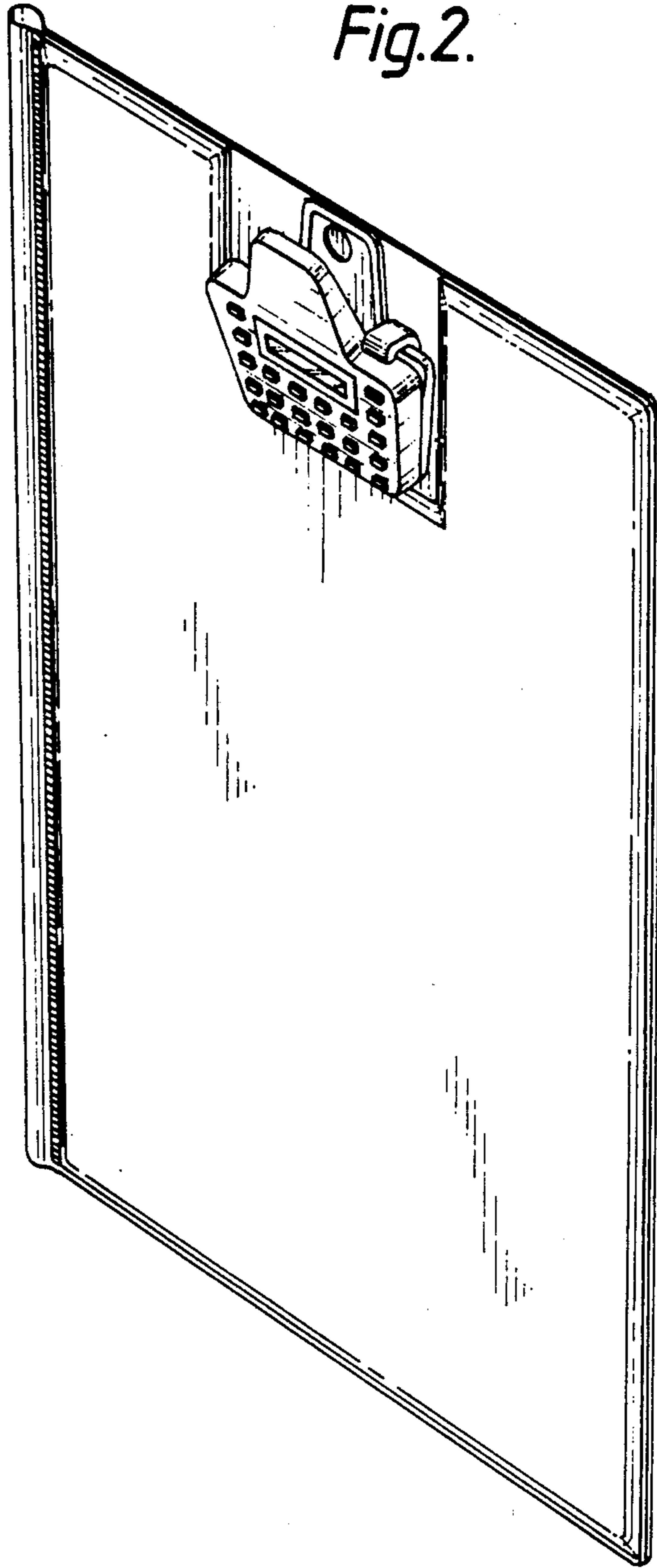



Fig.1.


*Fig. 2.*



*Fig. 3.*



*Fig. 4.*



*Fig. 5.*