

[54] VENDING MACHINE

[75] Inventor: Robert L. Glaser, Deerfield, Ill.

[73] Assignee: L. M. Becker & Co., Inc., Appleton, Wis.

[**] Term: 14 Years

[21] Appl. No.: 764,336

[22] Filed: Aug. 12, 1985

[52] U.S. Cl. D20/4; D20/5

[58] Field of Search D20/1-9;
194/206, 207, 233, 248, 255, 350; 221/92, 129,
131, 133, 155

[56] **References Cited**

U.S. PATENT DOCUMENTS

- D. 119,818 4/1940 Loewy D20/4
- D. 155,634 10/1949 Smiley et al. .
- D. 191,134 8/1961 Gran D20/4
- D. 216,044 11/1969 Moore D20/4

- D. 229,344 11/1973 Ohno D20/4
- D. 266,773 11/1982 Poirier .
- D. 272,918 3/1984 Glaser .
- 2,681,842 6/1954 Rabkin et al. 221/131
- 3,248,005 4/1966 Joschko 221/129
- 4,440,312 4/1984 Glaser .

Primary Examiner—Bernard Ansher
Assistant Examiner—Theodore M. Shooman
Attorney, Agent, or Firm—Quarles & Brady

[57] **CLAIM**

The ornamental design for a vending machine, as shown and described.

DESCRIPTION

FIG. 1 is a front and right side perspective view of a vending machine showing my new design;
FIG. 2 is a front elevational view thereof;
FIG. 3 is a right side elevational view thereof, the left side being a mirror image;
FIG. 4 is a top plan view thereof;
FIG. 5 is a rear elevational view thereof.




FIG. 1



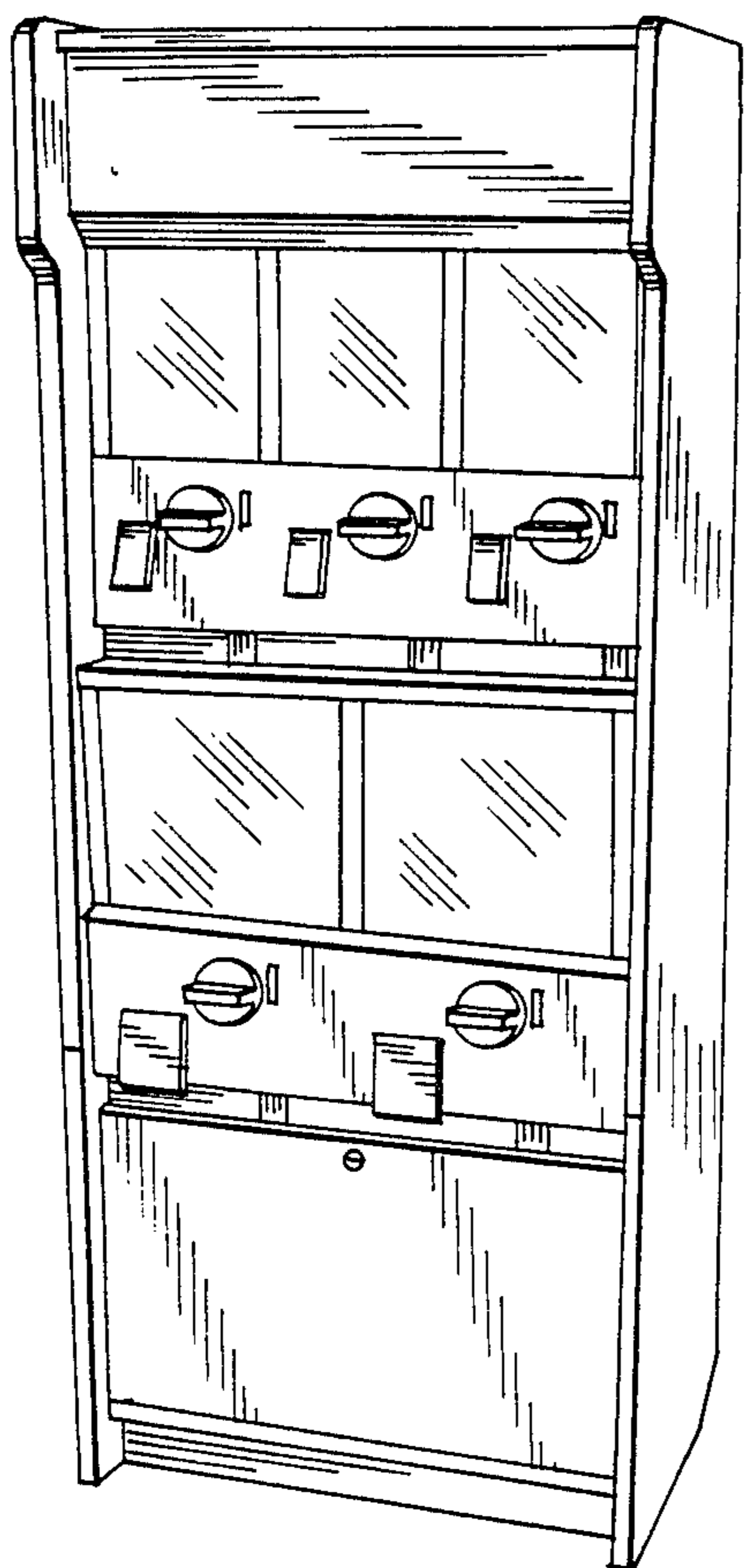


FIG. 4

FIG. 5

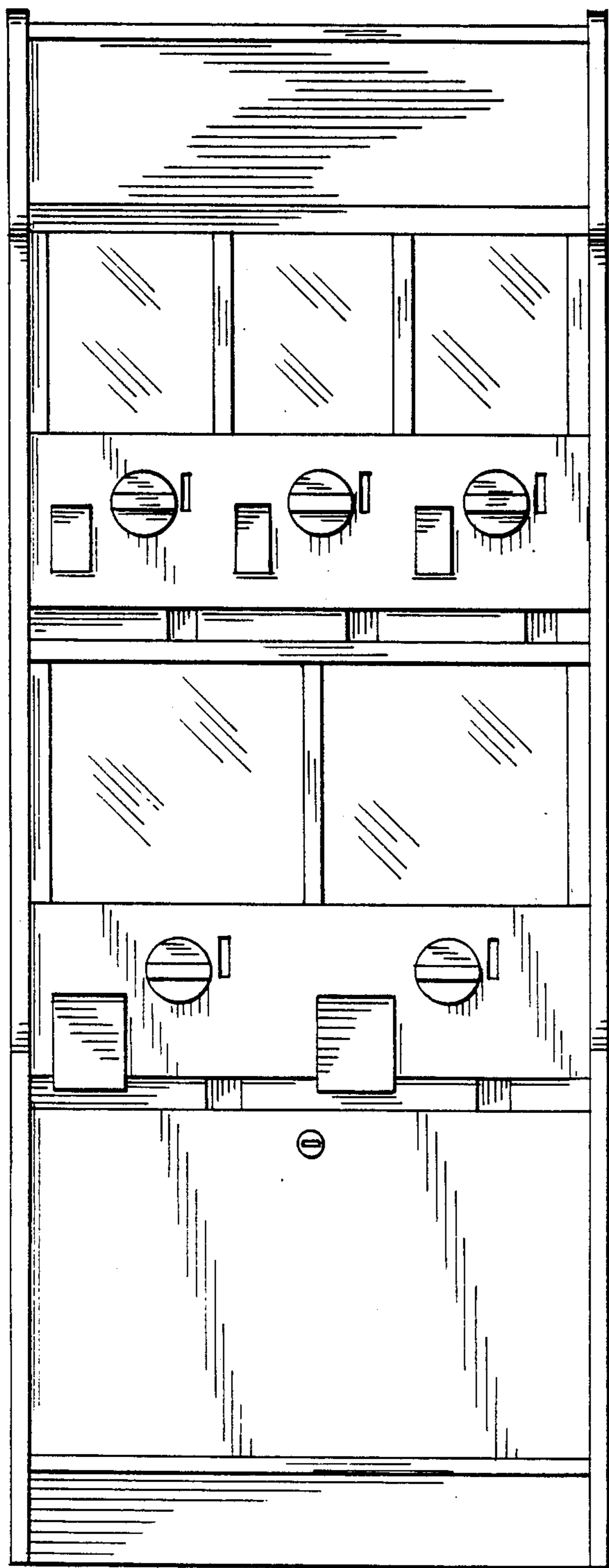


FIG. 2

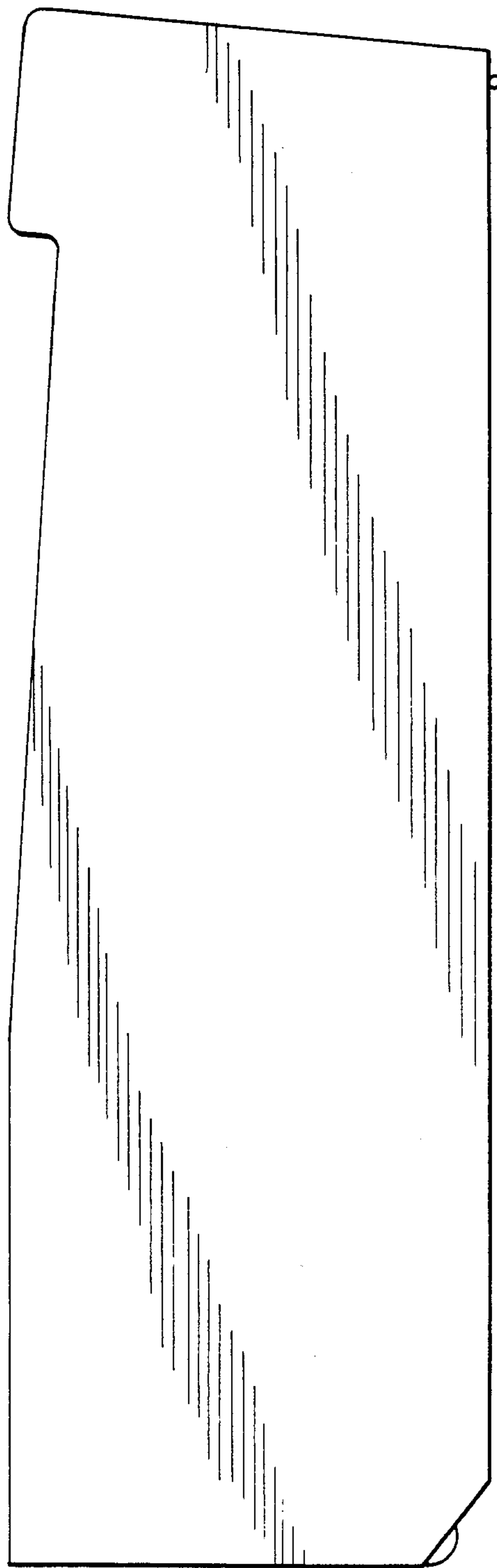


FIG. 3