

[54] **BASE FOR A TELEPHONE SET**
 [75] **Inventor:** Clifford D. Read, Almonte, Canada
 [73] **Assignee:** Northern Telecom Limited, Montreal, Canada
 [**] **Term:** 14 Years
 [21] **Appl. No.:** 907,610
 [22] **Filed:** Sep. 15, 1986
 [52] **U.S. Cl.** D14/62; D14/60
 [58] **Field of Search** D14/52, 53, 60, 62, D14/58, 56; 379/411, 428, 434, 435, 436, 440

D. 289,643 5/1987 Gener et al. D14/60
 D. 290,353 6/1987 Kawano et al. D14/52

OTHER PUBLICATIONS

2161673A 1/1986 United Kingdom 379/434

Primary Examiner—Wallace R. Burke
Assistant Examiner—Horace B. Fay, Jr.
Attorney, Agent, or Firm—Schwartz, Jeffery, Schwaab, Mack, Blumenthal & Evans

[57] **CLAIM**



The ornamental design for a base for a telephone set, substantially as shown and described.

DESCRIPTION

FIG. 1 is a top, right side and front perspective view of a base for a telephone set, showing my new design;
 FIG. 2 is a top plan view thereof;
 FIG. 3 is a front elevational view thereof;
 FIG. 4 is a bottom plan view thereof;
 FIG. 5 is a rear elevational view thereof; and,
 FIGS. 6 and 7 are respectively right and left side elevational views thereof.

[56] **References Cited**
U.S. PATENT DOCUMENTS

D. 198,213 5/1964 Blumenan D14/53
 D. 233,445 10/1974 Krömer et al. D14/56
 D. 254,067 1/1980 Janda D14/60
 D. 255,570 6/1980 Janda D14/60
 D. 258,288 2/1981 Aikawa et al. D14/58 X
 D. 282,927 3/1986 Story et al. D14/63 X
 D. 283,024 3/1986 McGarvey et al. D14/53 X
 D. 283,421 4/1986 Brier D14/58



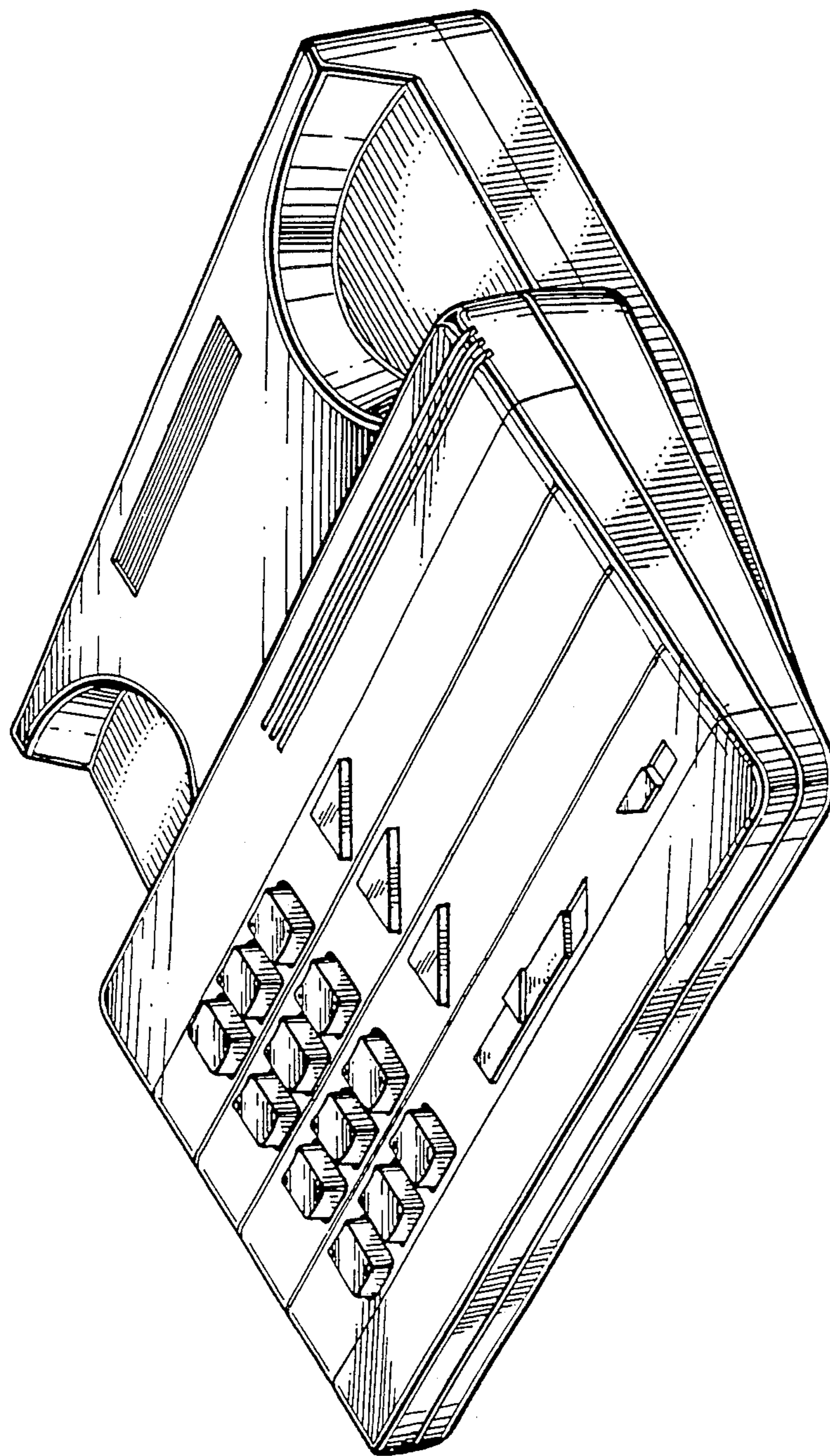


FIG. 1

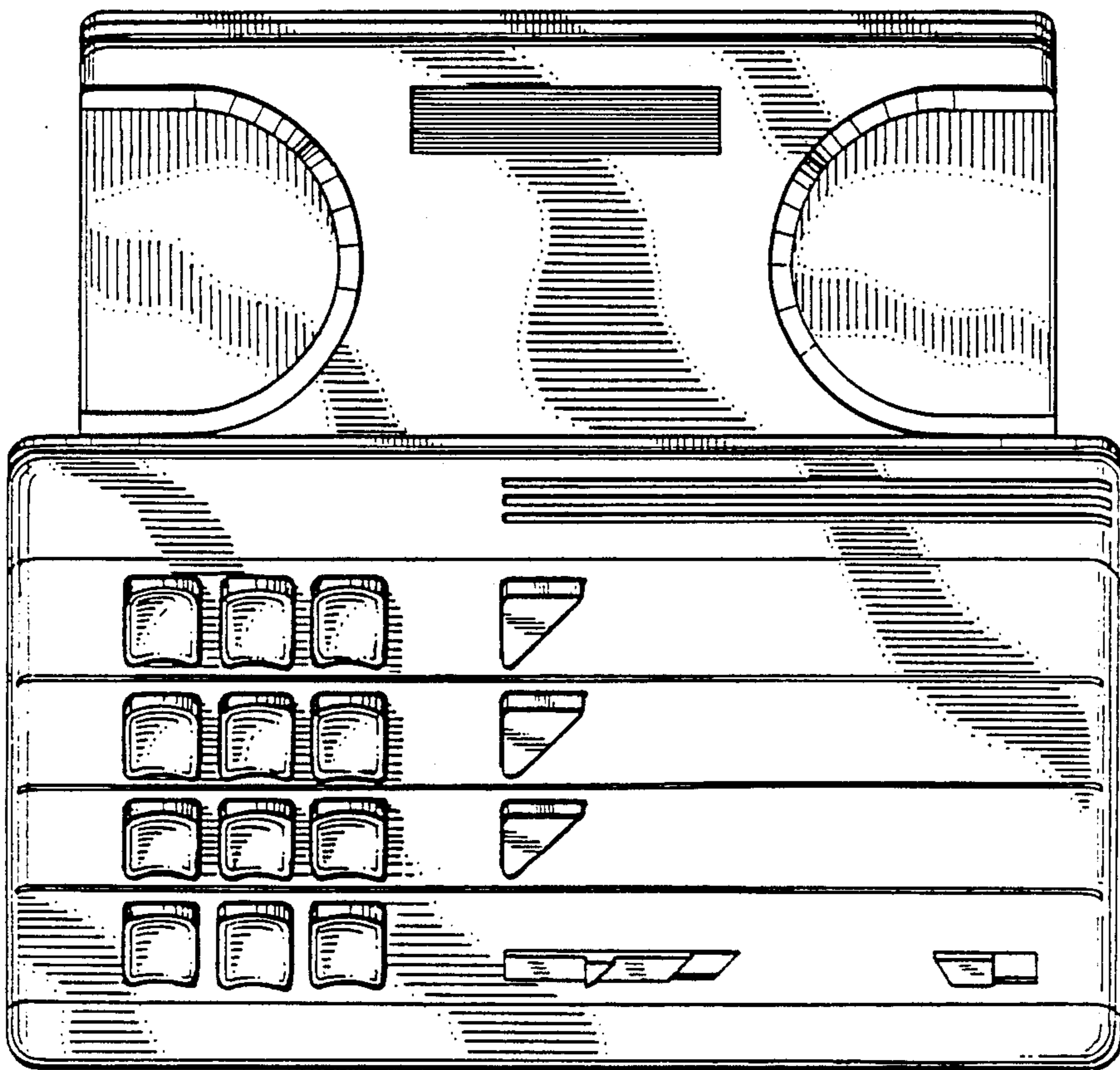


FIG. 2




FIG. 3

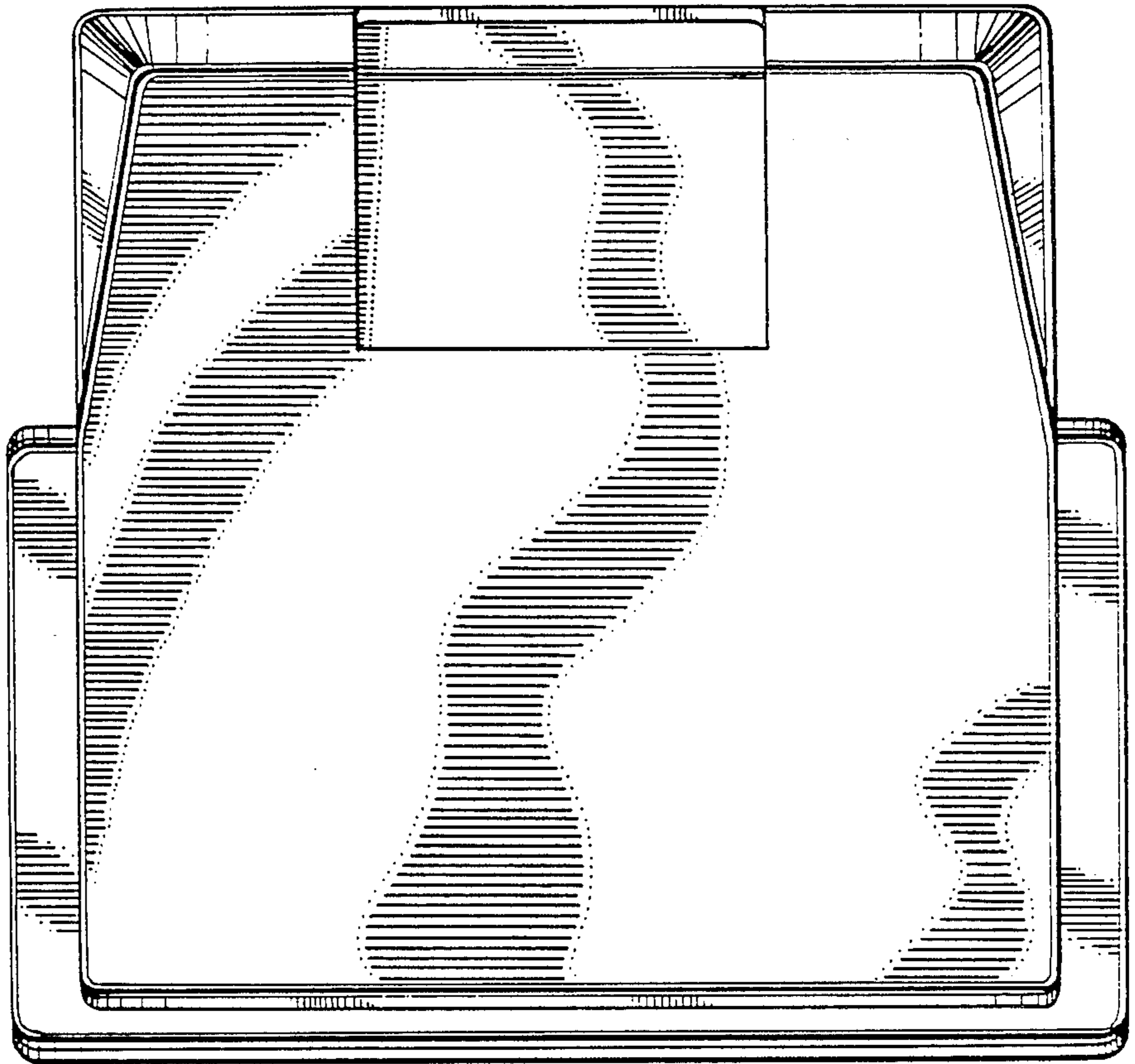


FIG. 4

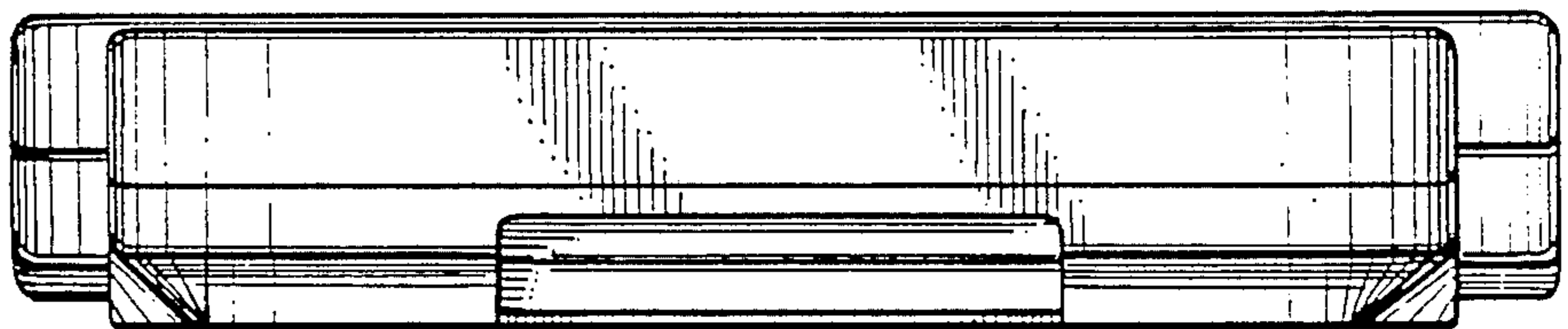


FIG. 5

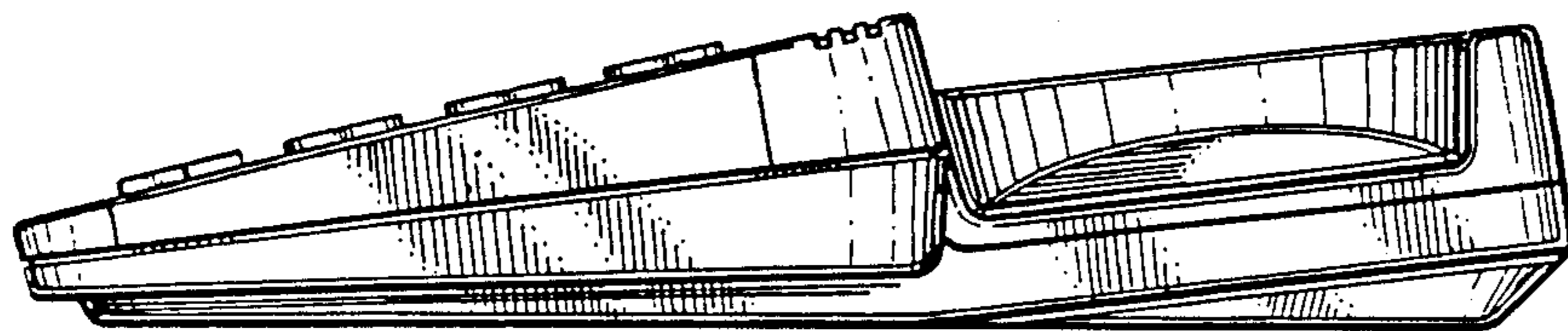


FIG. 6




FIG. 7