

# United States Patent [19]

Sias et al.

[11] Patent Number: Des. 294,212

[45] Date of Patent: \*\* Feb. 16, 1988

[54] SEATING PAD

[75] Inventors: **Ralph M. Sias; Nancy J. Hurley**, both of North Hollywood, Calif.; **Melvin W. Dalebout**, Salt Lake City, Utah

[73] Assignee: **American Hospital Supply Corporation**, Evanston, Ill.

[\*\*] Term: **14 Years**

[21] Appl. No.: **781,161**

[22] Filed: **Sep. 30, 1985**

[52] U.S. Cl. .... **D6/601; D6/587; D6/606**

[58] Field of Search ..... **D6/595, 596, 597-600, D6/601, 611, 605, 583, 582, 502, 587; D5/53; 428/120, 132, 178; 5/481, 417, 431, 434, 432**

[56] **References Cited**

**U.S. PATENT DOCUMENTS**

D. 27,158 6/1897 Burns ..... D6/502

3,741,411 6/1973 Peacock ..... 428/178 X  
3,940,811 3/1976 Tomikawa et al. .... 5/481  
4,287,250 9/1981 Rudy ..... 428/178 X  
4,314,865 2/1982 Ottaviano ..... 428/178 X

*Primary Examiner*—Winifred E. Herrmann  
*Attorney, Agent, or Firm*—Roger A. Williams; Paul C. Flattery; Robert E. Hartenberger

[57] **CLAIM**

The ornamental design for a seating pad, as shown.

**DESCRIPTION**

FIG. 1 is a top plan view of a seating pad showing our new design.

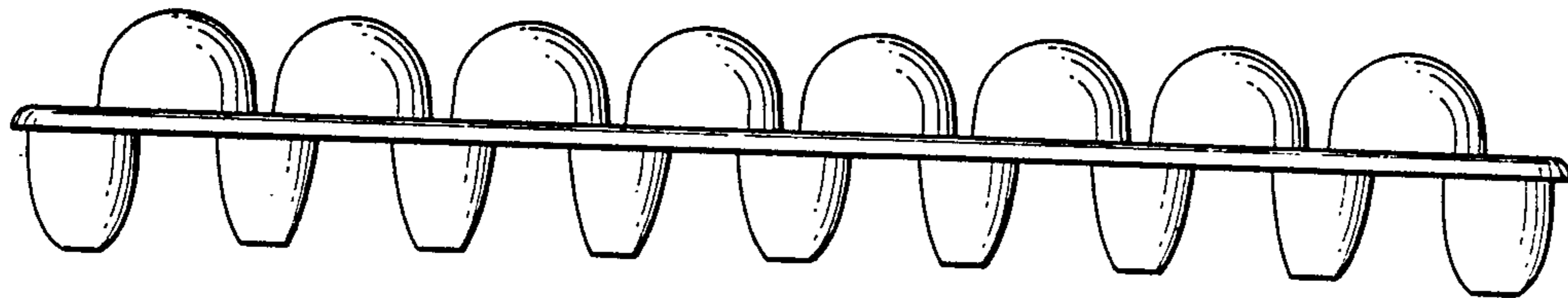
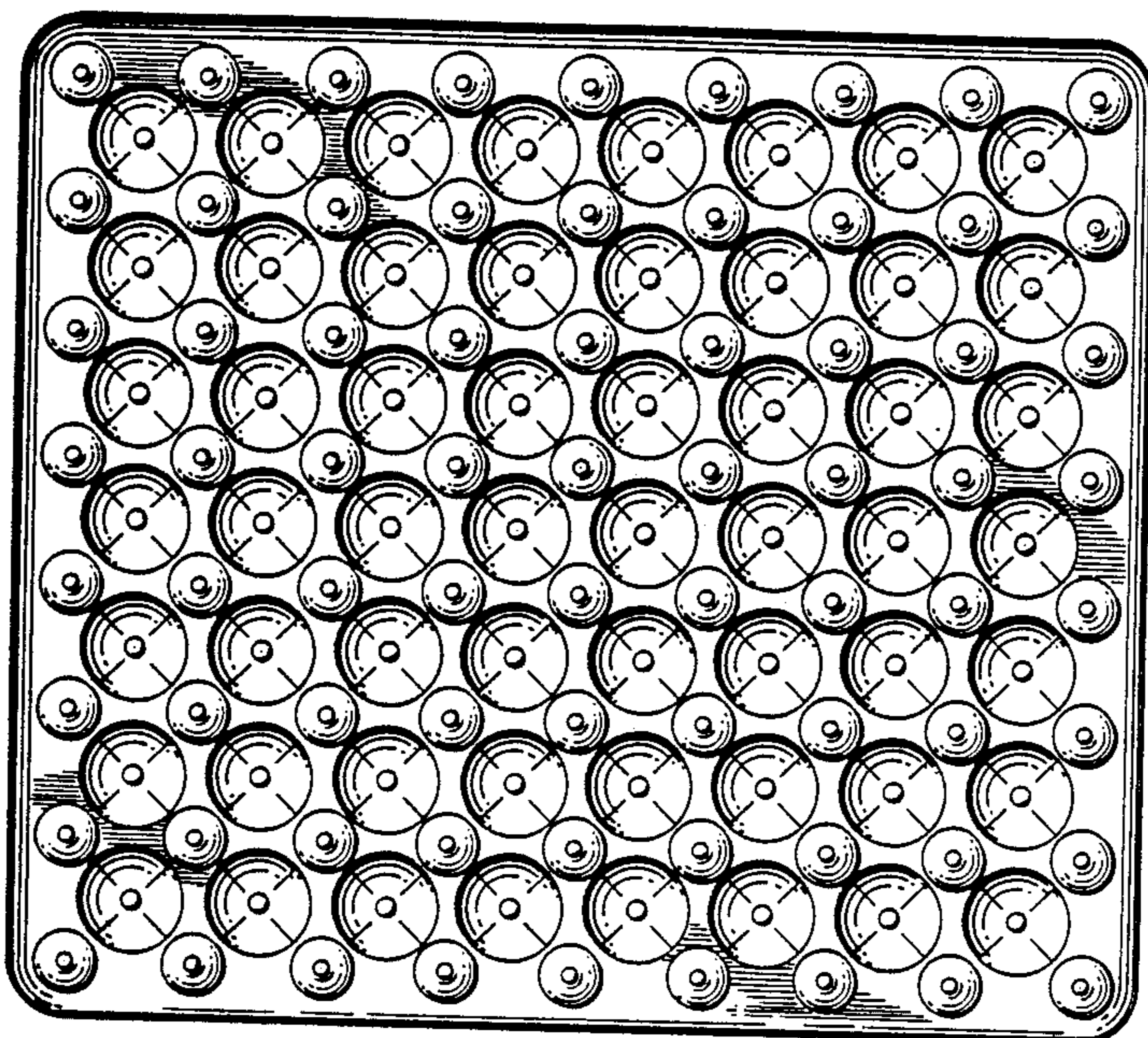
FIG. 2 is a bottom plan view thereof.

FIG. 3 is a front elevational view thereof.

FIG. 4 is a rear elevational view thereof.

FIG. 5 is a side elevational view as seen from the right of FIG. 3.

FIG. 6 is a side elevational view as seen from the left of FIG. 3.








FIG. 1






FIG. 2

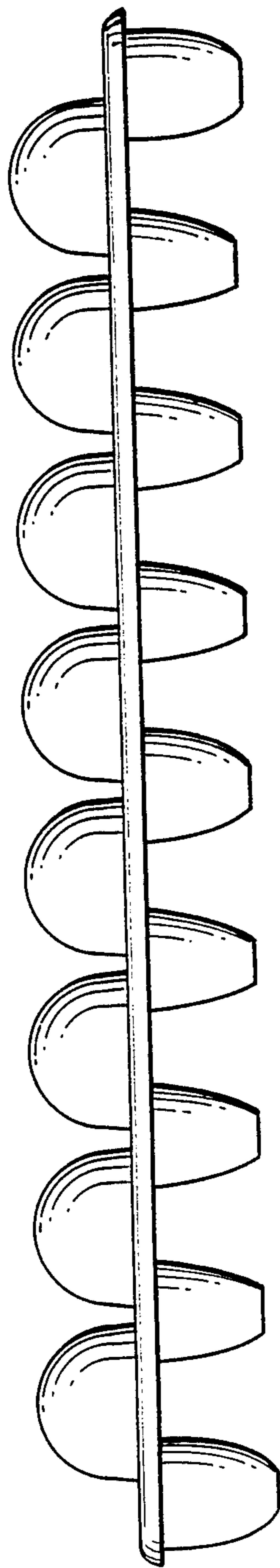


FIG. 3

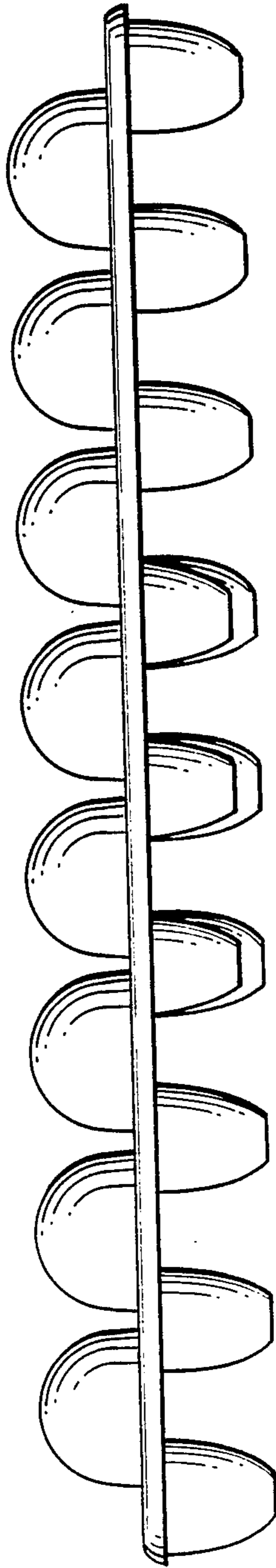


FIG. 4

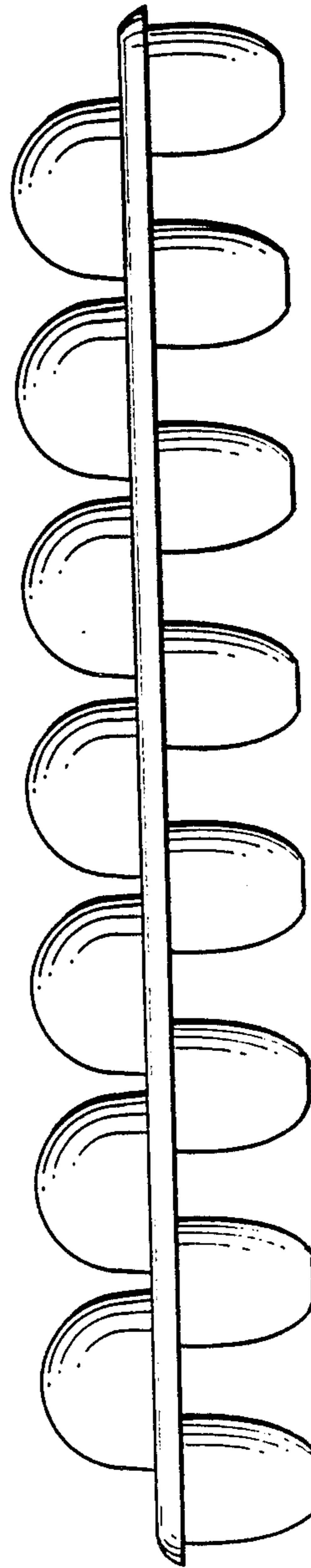


FIG. 5

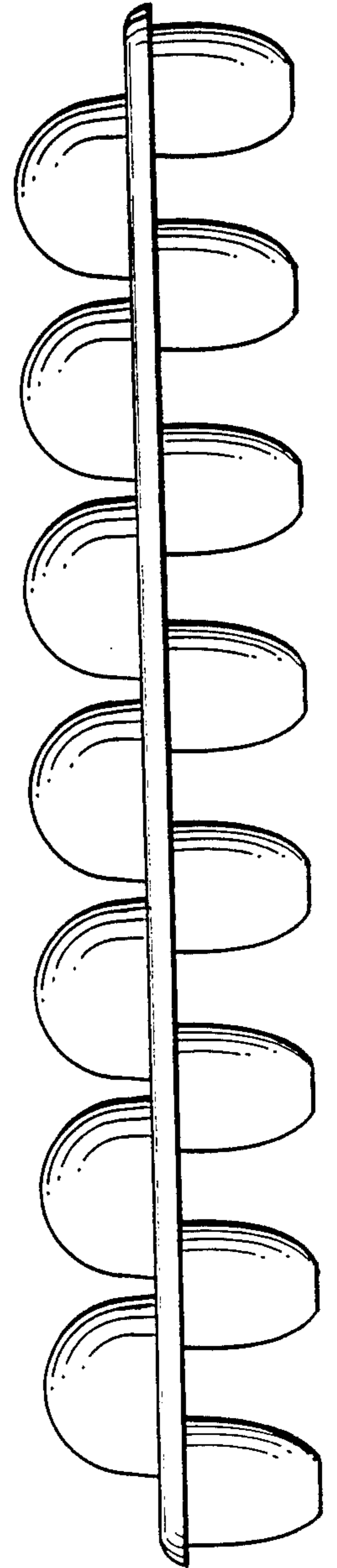


FIG. 6