

# United States Patent [19]

Brown et al.

[11] Patent Number: Des. 294,193

[45] Date of Patent: \*\* Feb. 16, 1988

[54] ATHLETIC SHOE UPPER

[75] Inventors: Paul D. Brown, Hingham; Tuan N. Le, Cohasset, both of Mass.

[73] Assignee: Reebok International Ltd., Canton, Mass.

[\*\*] Term: 14 Years

[21] Appl. No.: 11,703

[22] Filed: Feb. 6, 1987

[52] U.S. Cl. .... D2/314; D2/309

[58] Field of Search ..... D2/264, 265, 274, 308-314, D2/317-321, 326-328; 36/1, 8, 87, 106, 100-103, 45, 48, 57, 112-114

[56] References Cited

U.S. PATENT DOCUMENTS

D. 125,426	2/1941	Pick	.....	D2/313
D. 208,393	8/1967	Onitsuka	.....	D2/311
D. 227,821	7/1973	Askew	.....	D2/309
D. 242,583	12/1976	Knight	.....	D2/311
D. 245,732	9/1977	Askew	.....	D2/310
D. 280,777	10/1985	Gamm	.....	D2/310
D. 281,640	12/1985	Gamm	.....	D2/310
D. 284,039	6/1986	Yoshitake	.....	D2/310
D. 284,043	6/1986	Lowe, Jr. et al.	.....	D2/310
D. 287,301	12/1986	Tong	.....	D2/310
D. 290,181	6/1987	Autry	.....	D2/309
D. 290,542	6/1987	O'Rourke	.....	D2/310
D. 290,783	7/1987	Selbiger et al.	.....	D2/314
D. 291,501	8/1987	Tong	.....	D2/314
4,449,306	5/1984	Cavanagh	.....	36/30 R
4,498,251	2/1985	Shin	.....	36/30 R

4,577,419	3/1986	Chassaing	.....	36/114 X
4,644,673	2/1987	Gamm	.....	36/45 X
4,670,998	6/1987	Pasternak	.....	36/114

FOREIGN PATENT DOCUMENTS

1124060	5/1982	Canada	.....	D2/309 X
0149573	7/1985	European Pat. Off.	.	
2549701	2/1985	France	.	
467592	3/1969	Switzerland	.	

OTHER PUBLICATIONS

Design, 8/1982, p. 42-Sneaker at top.  
Footwear News, Monday, 6/6/83, p. 44-Sneaker at top.  
Footwear News Magazine, 6/4/84, p. 25.  
Footwear News Magazine, 12/84, p. 33.  
Footwear News Magazine, 1/19/87, p. 26.

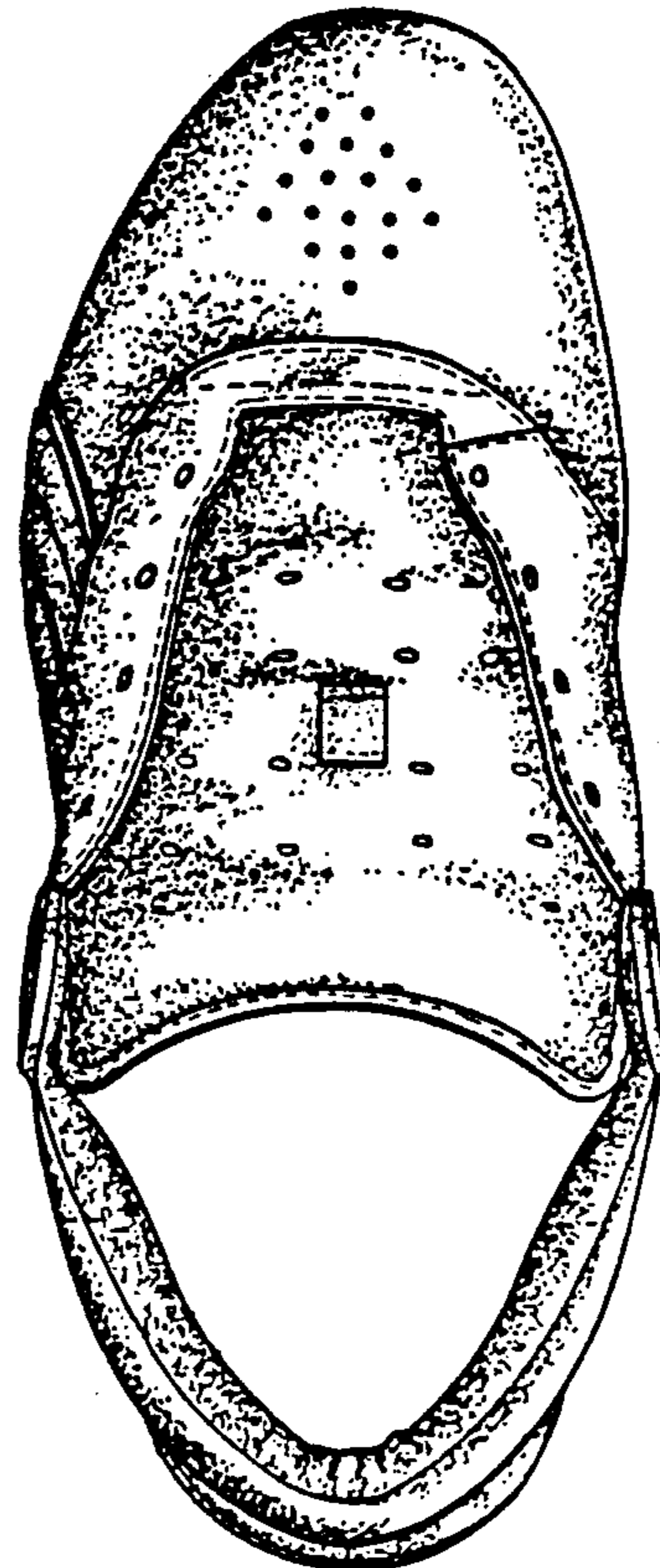

Primary Examiner—Louis S. Zarfes  
Attorney, Agent, or Firm—Saidman, Sterne, Kessler & Goldstein

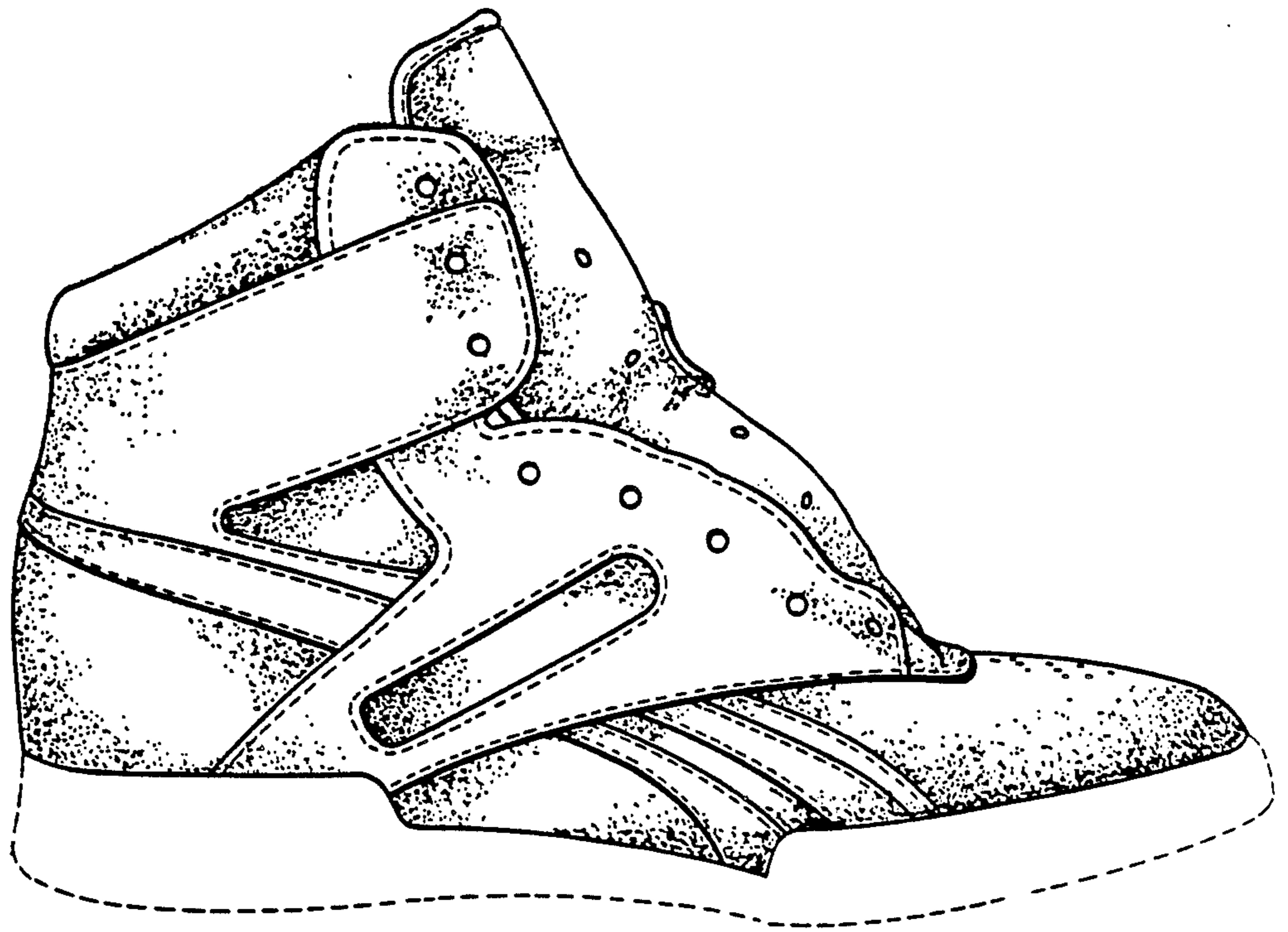
[57] CLAIM

The ornamental design for an athletic shoe upper, as shown and described.


DESCRIPTION

FIG. 1 is a right side elevational view of an athletic shoe upper showing my new design;  
FIG. 2 is a left side elevational view;  
FIG. 3 is a front elevational view;  
FIG. 4 is a top plan view;  
FIG. 5 is a rear elevational view; and,  
FIG. 6 is a bottom plan view.  
The broken line showing of a shoe sole is for illustrative purposes only and forms no part of the claimed design.





*FIG. 1*



*FIG. 2*




FIG. 3

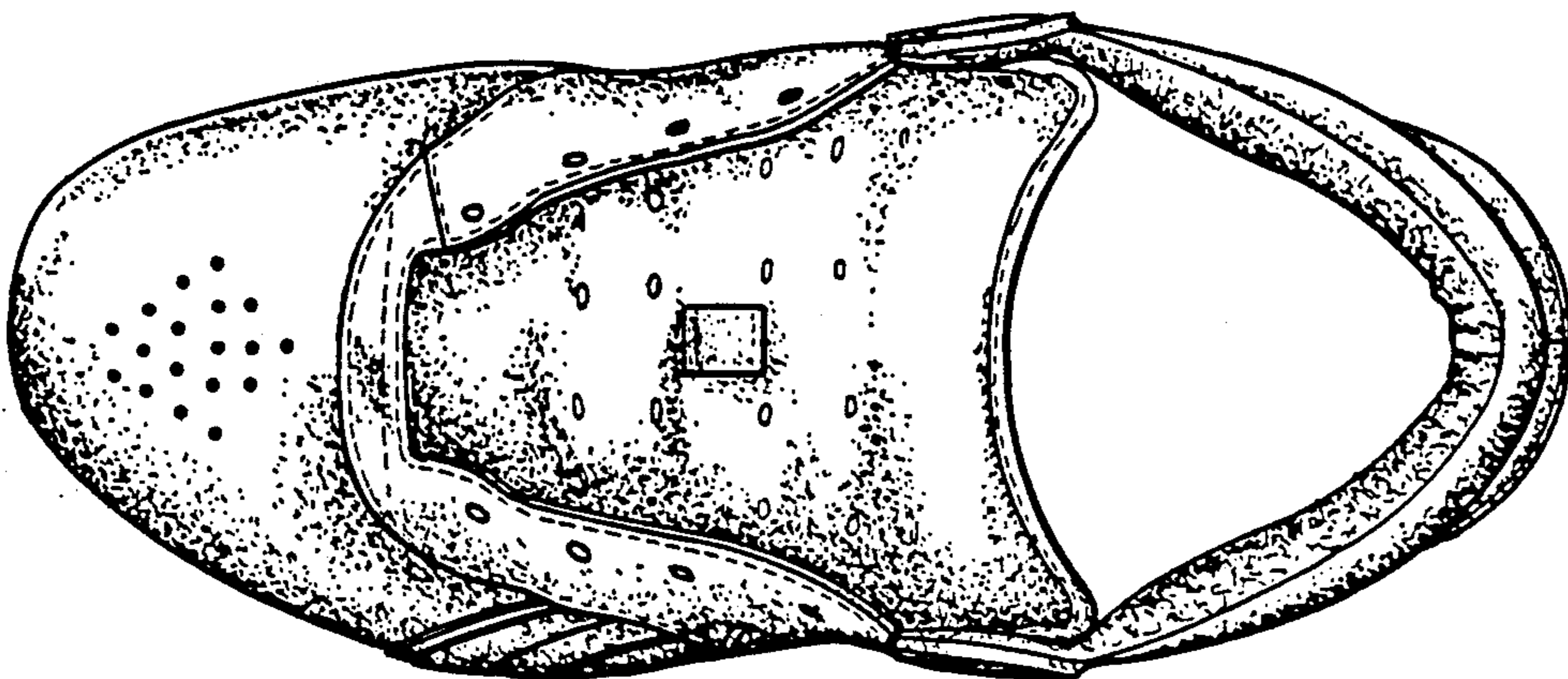
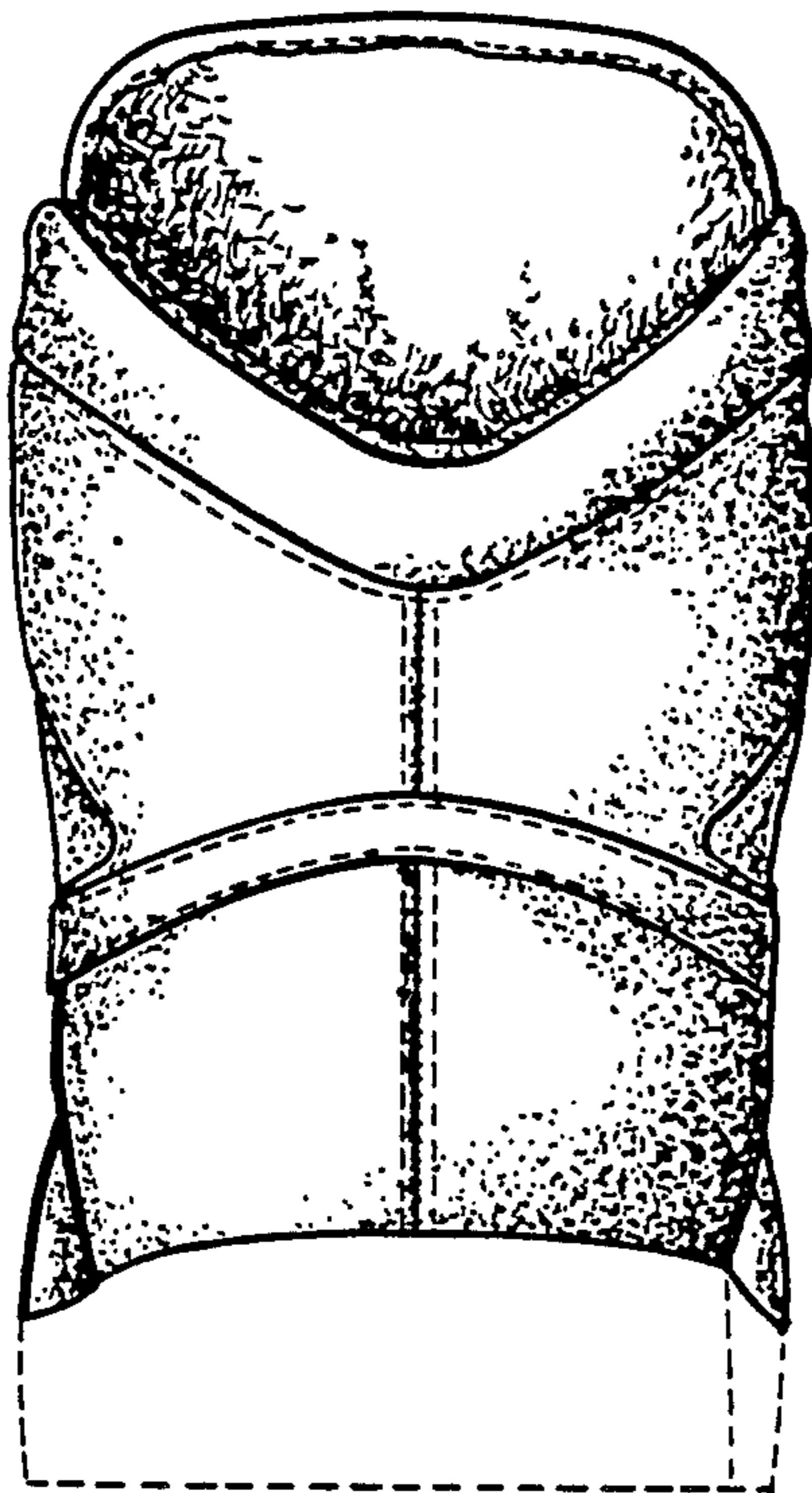
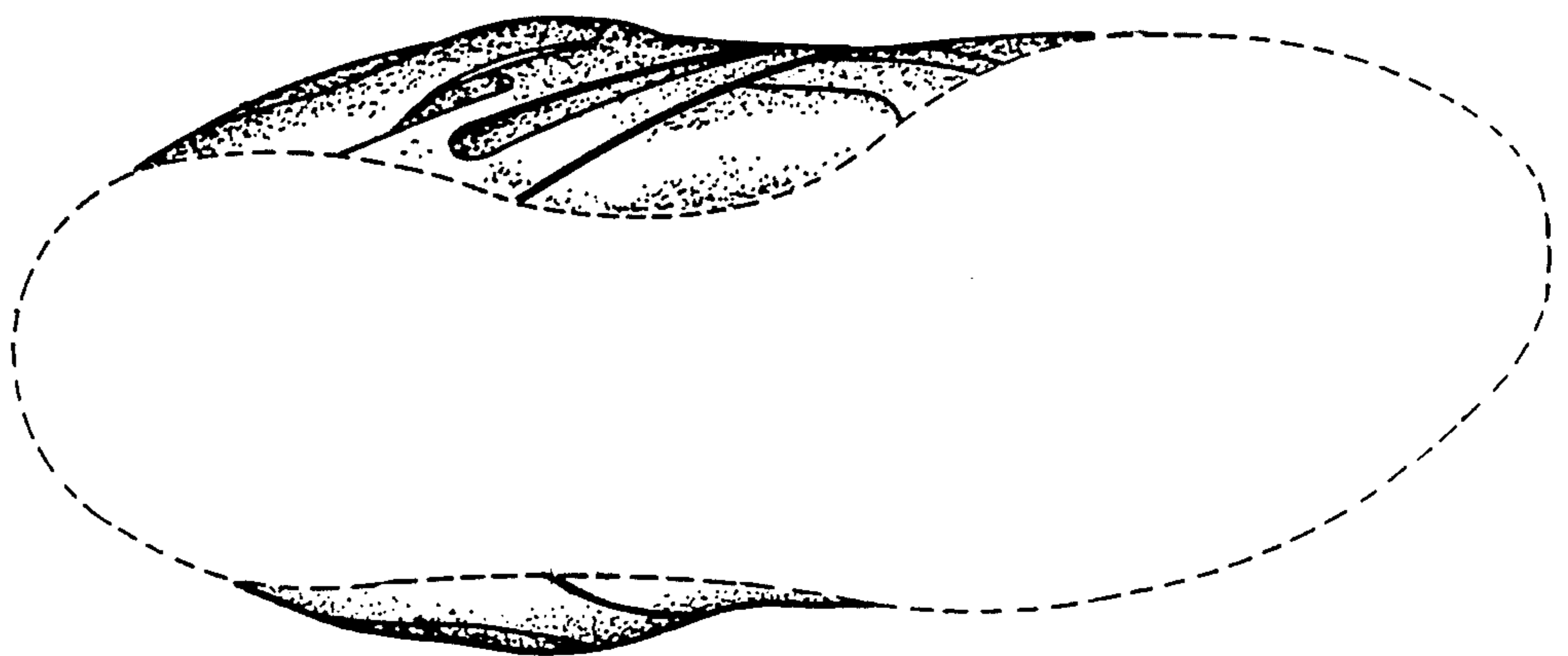


FIG. 4



*FIG. 5*



*FIG. 6*