

[54] COVER PLATE FOR A FILTER CARTRIDGE
[75] Inventor: Paul J. Meissner, Camarillo, Calif.
[73] Assignee: Meissner Manufacturing Company,
Sun Valley, Calif.
[**] Term: 14 Years
[21] Appl. No.: 744,787
[22] Filed: Jun. 14, 1985
[52] U.S. Cl. D23/209
[58] Field of Search D23/1, 3, 4, 149;
D15/5; 422/263-266, 274, 279; 210/169, 198.1,
294-295, 321.1, 353-355, 416.1-416.6, 443-449,
493.1, 493.2

[56] References Cited
U.S. PATENT DOCUMENTS
D. 286,319 10/1986 Mathis D23/41
680,211 10/1952 Cairns .
2,218,339 10/1940 Manning .
3,392,843 7/1968 Mumby .
3,506,475 4/1970 MacDonnell .
3,520,417 7/1970 Durr et al. 210/493

3,827,566	8/1974	Ponce	210/493.1 X
3,867,294	2/1975	Pall et al.	210/489
4,046,697	9/1977	Briggs et al.	210/493.1 X
4,402,830	9/1983	Pall	210/493.2 X

OTHER PUBLICATIONS

"Replacement Swimming Pool and Spa Filter Cartridge Catalog," 13th edition.
"The Filter Store Plus," Catalog S-87.

Primary Examiner—Wallace R. Burke
Assistant Examiner—Brian N. Vinson
Attorney, Agent, or Firm—Christie, Parker & Hale

[57] CLAIM

The ornamental design for a cover plate for a filter cartridge, substantially as shown and described.

DESCRIPTION

FIG. 1 is a top perspective view of a cover plate for filter cartridge showing my new design;
FIG. 2 is a top plan view thereof; and
FIG. 3 is a front elevational view thereof, the adjacent sides and rear being identical in appearance.
The broken lines are shown for illustrative purposes only and form no part of the claimed design.

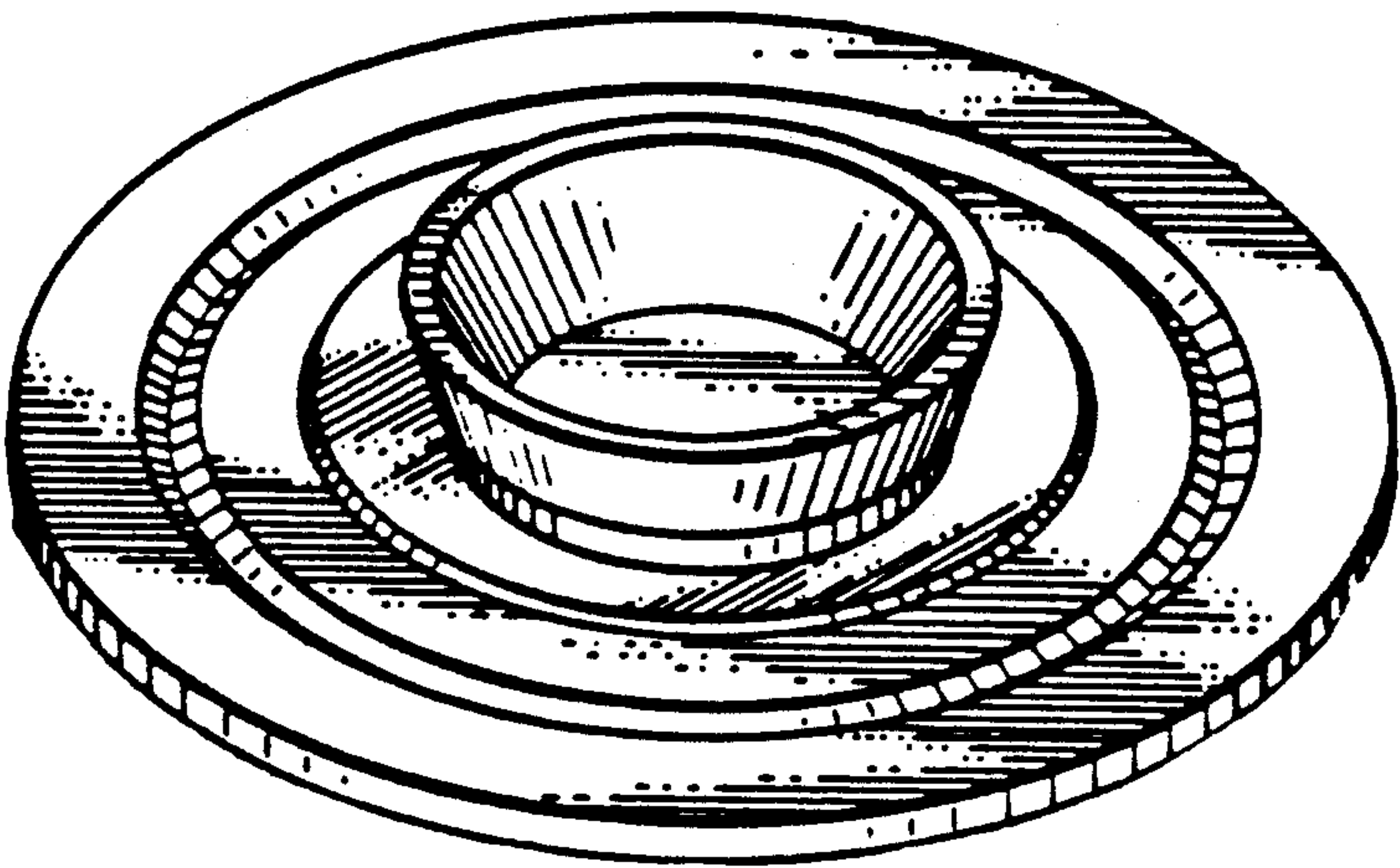


Fig. 1

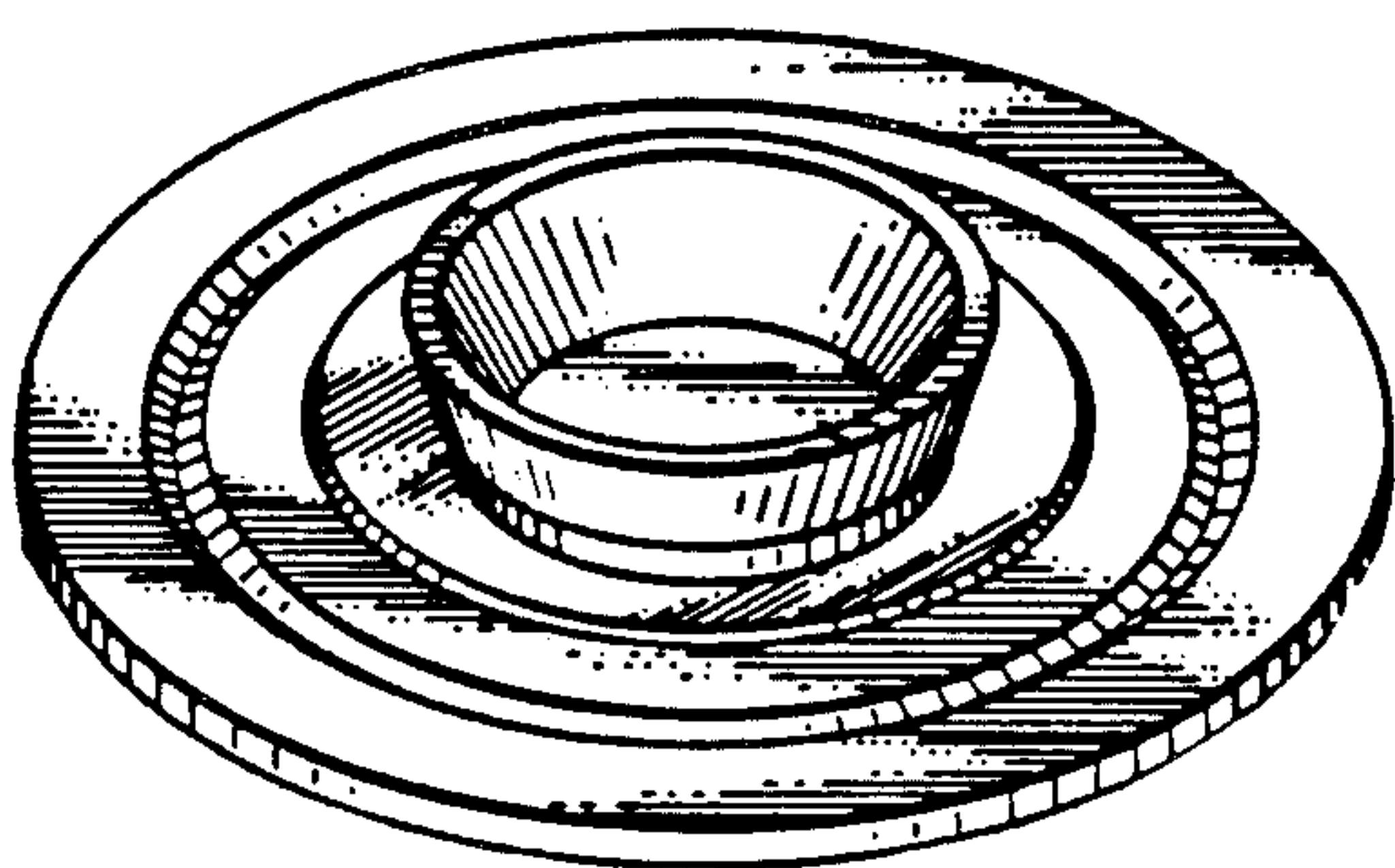


Fig. 2

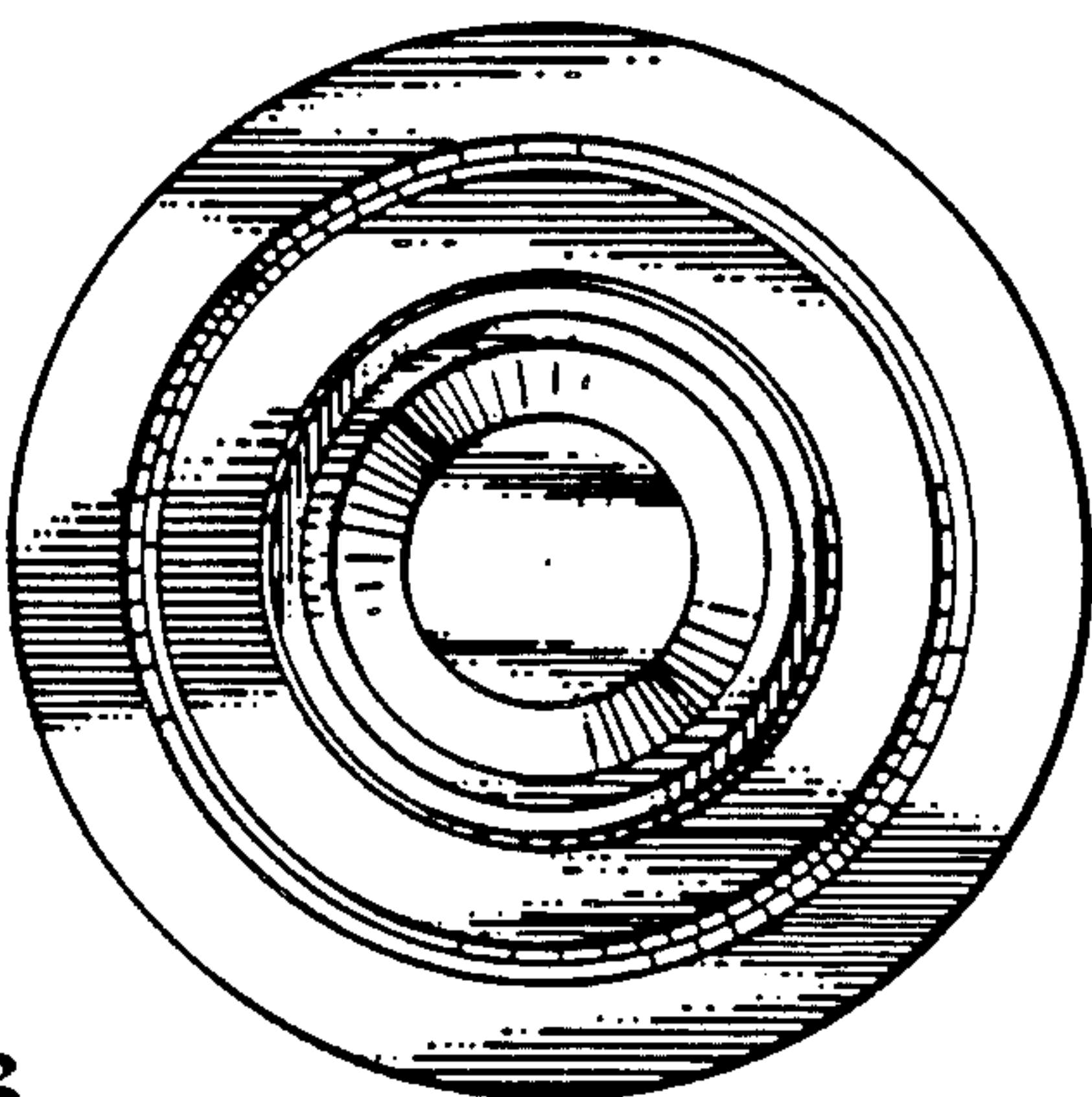


Fig. 3

