

United States Patent [19]

Inoue

[11] Patent Number: Des. 294,165

[45] Date of Patent: ** Feb. 9, 1988

[54] FISHING ROD GRIP

[75] Inventor: Kouji Inoue, Higashi-kurume, Japan

[73] Assignee: Daiwa Seiko, Inc., Tokyo, Japan

[**] Term: 14 Years

[21] Appl. No.: 741,350

[22] Filed: Jun. 5, 1985

[30] Foreign Application Priority Data

Dec. 17, 1984 [JP] Japan 59-51799

[52] U.S. Cl. D22/142

[58] Field of Search D22/142; 43/20, 22,
43/23

[56] References Cited

U.S. PATENT DOCUMENTS

D. 272,556 2/1984 McMickle et al. D22/142

4,494,333 1/1985 Jacobson 43/22

4,578,890 4/1986 Childre 43/22 X

Primary Examiner—A. Hugo Word
Attorney, Agent, or Firm—Bacon & Thomas

[57] CLAIM

The ornamental design for a fishing rod grip, substantially as shown and described.

DESCRIPTION

FIG. 1 is a top plan view of a fishing rod grip showing my new design;

FIG. 2 is a front elevational view thereof, the opposite side being a mirror image of the side shown;

FIG. 3 is a bottom plan view thereof;

FIG. 4 is a horizontal section view of FIG. 1 as taken in a plane including a 4—4 line;


FIG. 5 is a right side elevational view thereof;

FIG. 6 is a left side elevational view thereof;

FIG. 7 is a vertical section view of FIG. 2 as taken in a plane including a 7—7 line;

FIG. 8 is a vertical section view of FIG. 2 as taken in a plane including an 8—8' line; and

FIG. 9 is a vertical section view of FIG. 2 as taken in a plane including a 9—9' line.



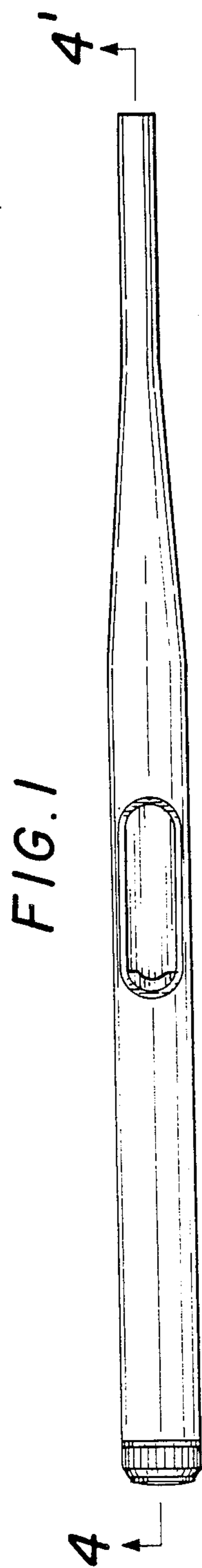


FIG. 1

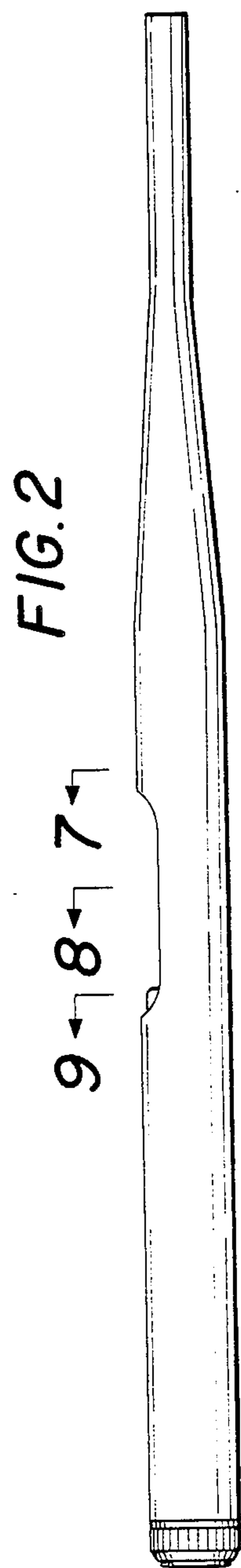


FIG. 2

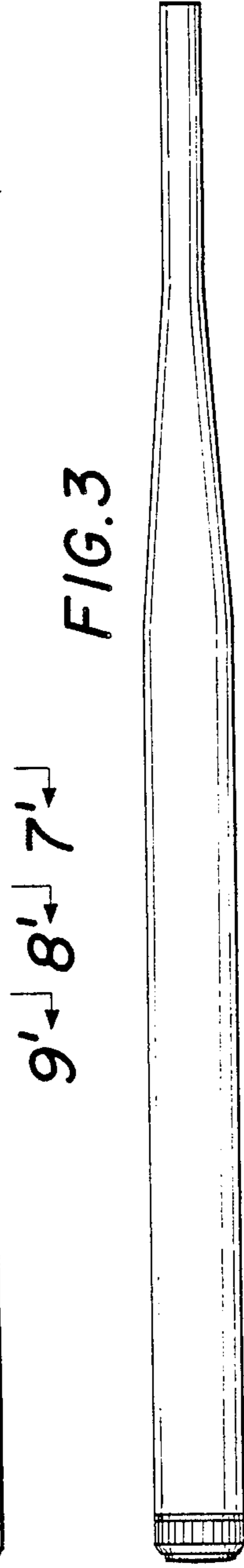


FIG. 3

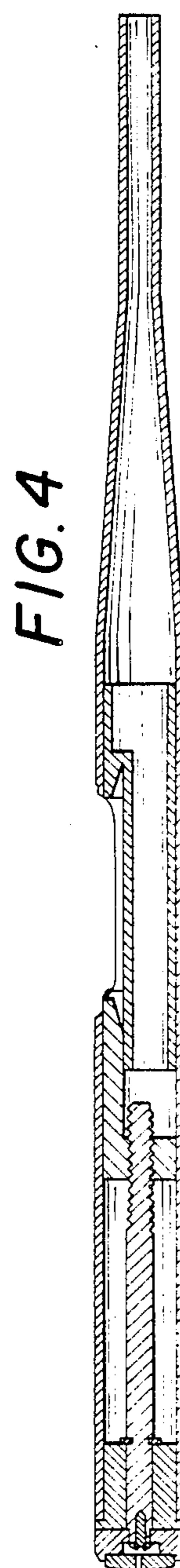


FIG. 4

FIG. 5 FIG. 6 FIG. 7 FIG. 8 FIG. 9

