

United States Patent [19]
Andreasen et al.

[11] **Patent Number: Des. 294,163**
[45] **Date of Patent: ** Feb. 9, 1988**

- [54] **HANDLE FOR A FISHING ROD**
[75] **Inventors:** James E. Andreasen, Magnolia Springs; Casey J. Childre, Foley, both of Ala.; Wadre S. Shahid, Ft. Walton Beach, Fla.; David B. Peed, Foley, Ala.
[73] **Assignee:** Lew Childre & Sons, Inc., Foley, Ala.
[**] **Term:** 14 Years
[21] **Appl. No.:** 711,962
[22] **Filed:** Mar. 14, 1985
[52] **U.S. Cl.** D22/142
[58] **Field of Search** 43/23, 22; D22/138, D22/142

- [56] **References Cited**
U.S. PATENT DOCUMENTS
D. 252,639 8/1979 Ohmura D22/142
D. 252,697 8/1979 Ohmura D22/142

D. 265,496 7/1982 McMickle D22/142
3,276,160 10/1966 Sarah D22/142 X

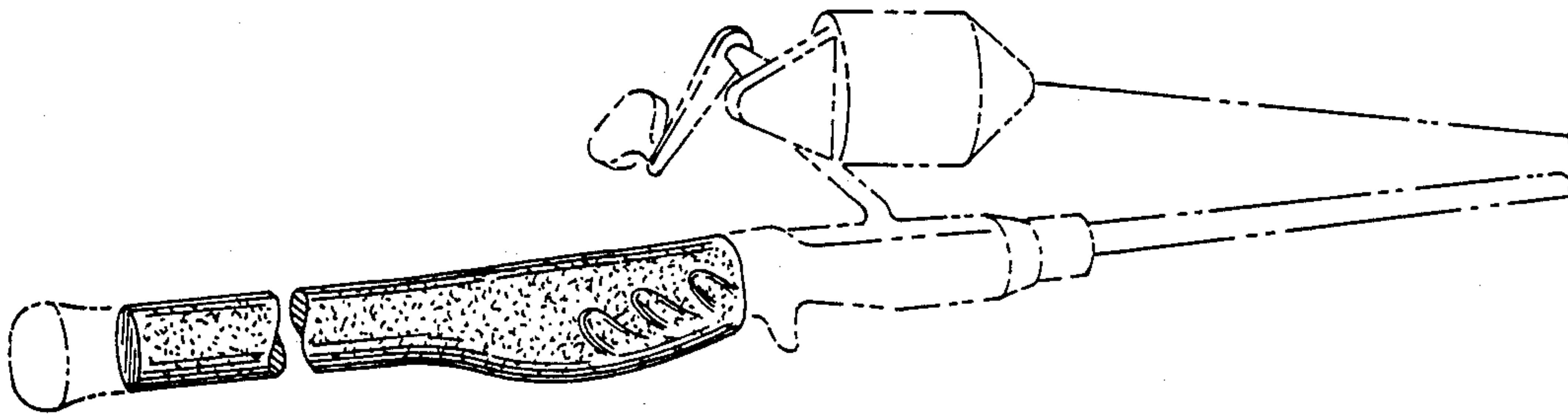
Primary Examiner—A. Hugo Word
Attorney, Agent, or Firm—Lockwood, Alex, FitzGibbon & Cummings

[57] **CLAIM**

The ornamented design for a handle for a fishing rod, substantially as shown and described.

DESCRIPTION

FIG. 1 is a perspective view of a handle for a fishing rod showing my new design.
FIG. 2 is a top plan view thereof.
FIG. 3 is an elevational view of one side thereof.
FIG. 4 is a bottom plan view thereof.
FIG. 5 is a rear elevational view thereof.
FIG. 6 is a front elevational view thereof.
The broken line showing of reel and rod parts is for illustrative purposes only and forms no part of the claimed design.



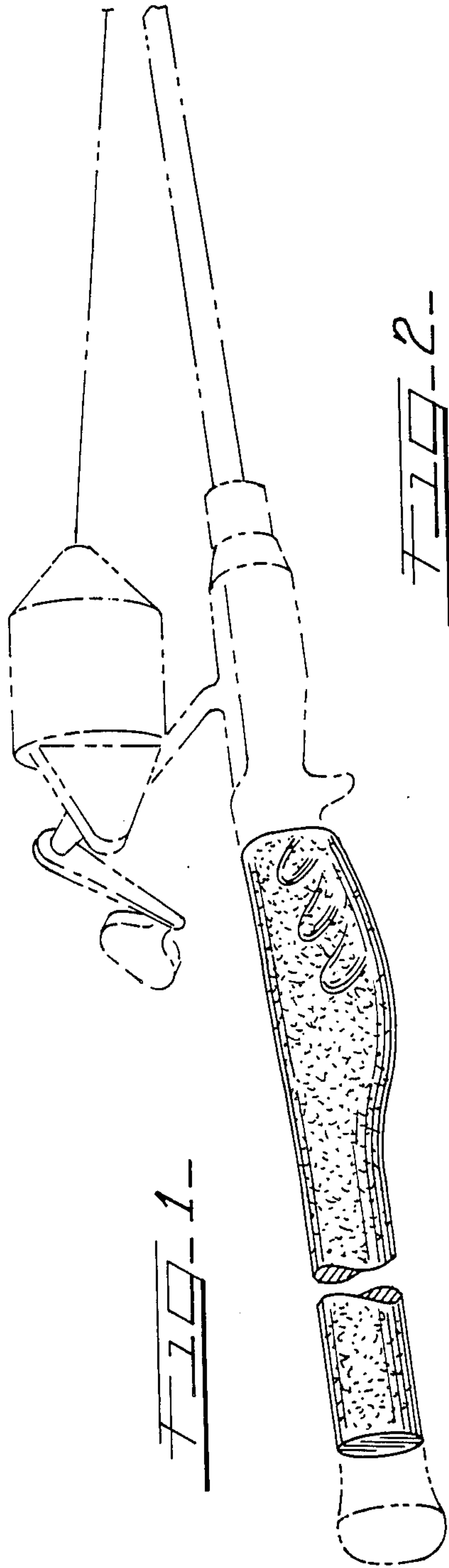


FIG. 2-

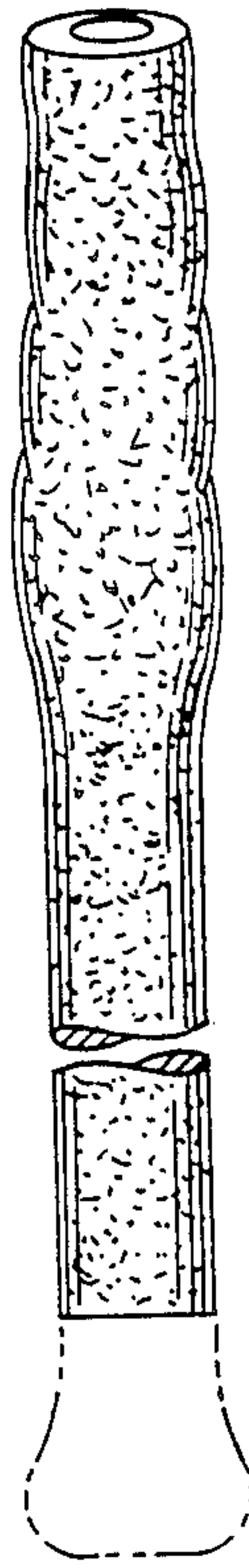


FIG. 6-

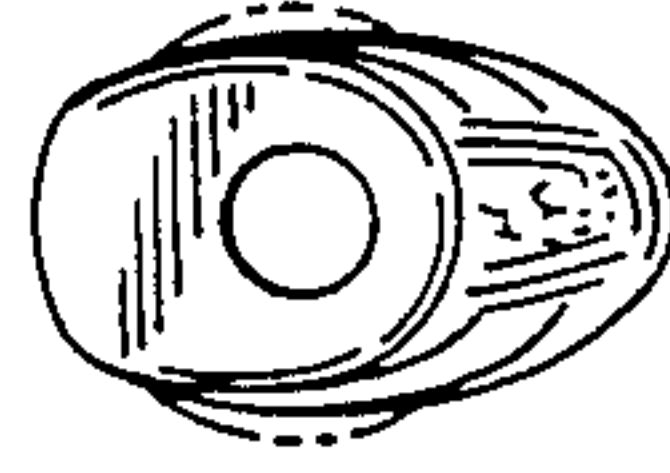


FIG. 3-

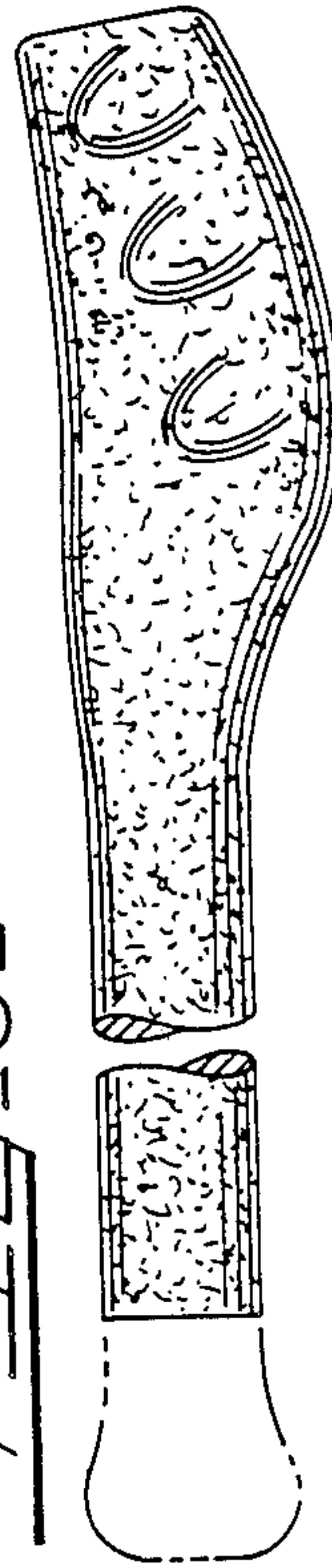


FIG. 5-

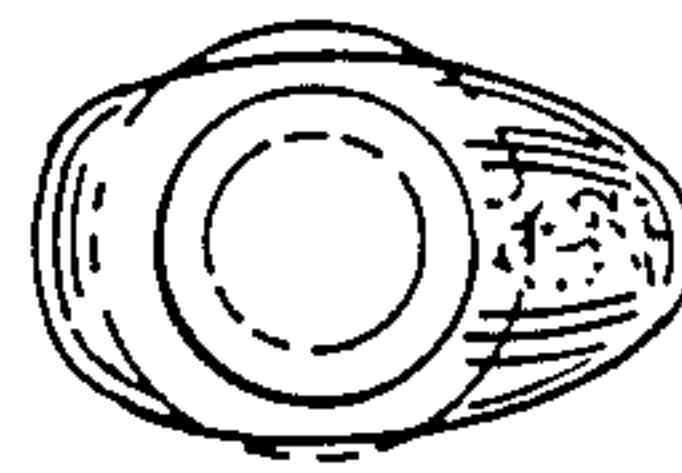


FIG. 4-

