

United States Patent [19]

Parker

[11] Patent Number: **Des. 294,149**

[45] Date of Patent: **** Feb. 9, 1988**

[54] **WASTE COMPACTOR CABINET**

[75] Inventor: **Richard D. Parker, Rosebud, Mo.**

[73] Assignee: **Compaction Disposal Systems, St. Louis, Mo.**

[*] Notice: **The portion of the term of this patent subsequent to Jan. 19, 2002 has been disclaimed.**

[**] Term: **14 Years**

[21] Appl. No.: **691,216**

[22] Filed: **Jan. 14, 1985**

[52] U.S. Cl. **D15/123; D34/1**

[58] Field of Search **D34/1; D15/123, 20, D15/83, 9; 100/229 A, 226**

[56] **References Cited**

U.S. PATENT DOCUMENTS

D. 229,632 12/1973 Jackson D15/123

D. 233,210 10/1974 Bassin D15/123

D. 261,658 11/1981 Bachmann D34/8

3,855,919 12/1974 Potter 100/229 A

4,073,229 2/1978 O'Rourke et al. 100/229 A

Primary Examiner—James M. Gandy

Assistant Examiner—Kay H. Chin

Attorney, Agent, or Firm—Richard G. Heywood

[57] **CLAIM**

The ornamental design for waste compactor cabinet, as shown and described.

DESCRIPTION

FIG. 1 is a perspective view of a waste compactor cabinet showing my new design,

FIG. 2 is a side elevational view of the side opposite from that shown in FIG. 1,

FIG. 3 is an enlarged fragmentary front elevational view of the control panel for the waste compactor cabinet, and

FIG. 4 is a cross-sectional view taken substantially through line 4—4 of FIG. 3.

The rear and bottom of the waste compactor cabinet are plain and unornamented.

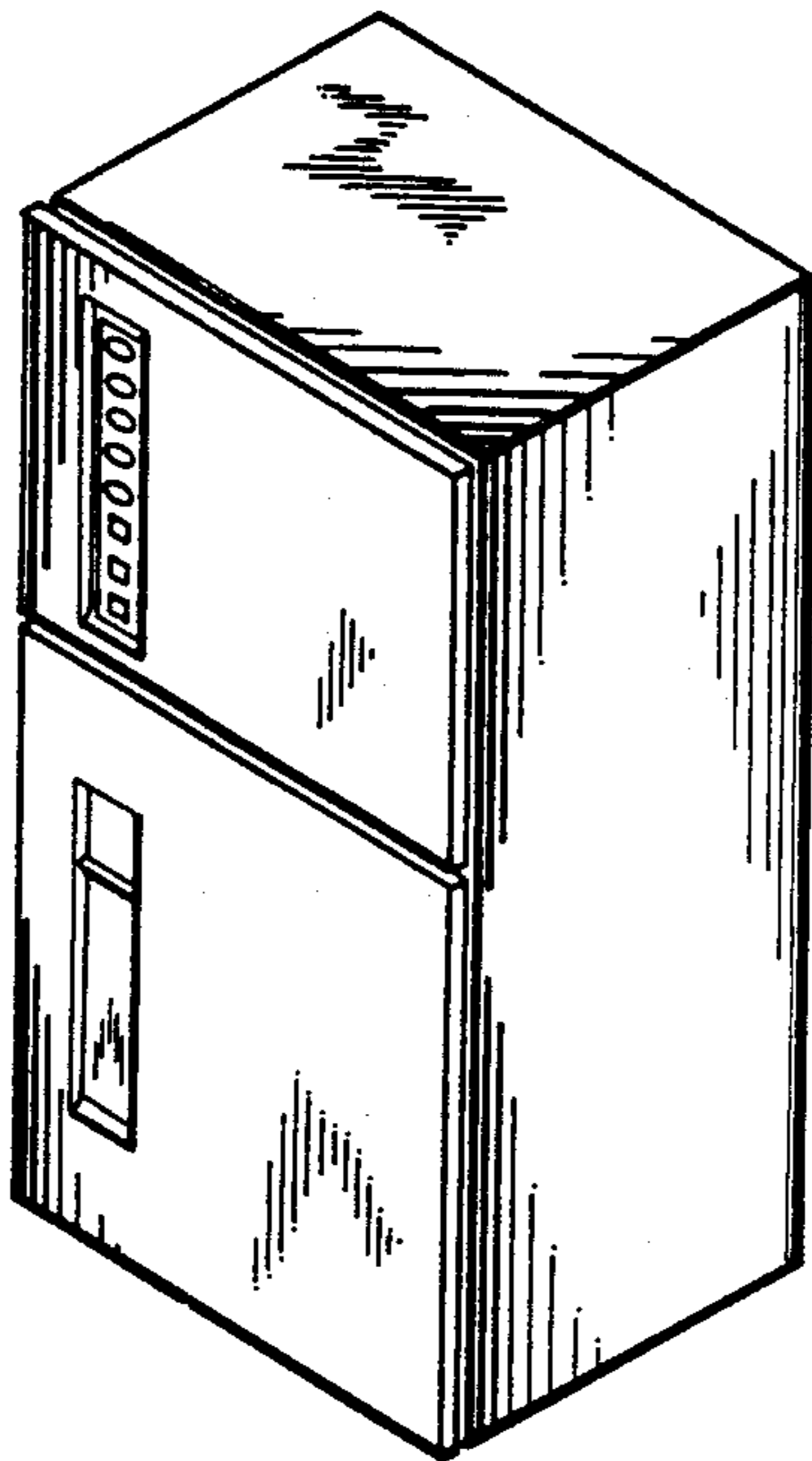


FIG. 1

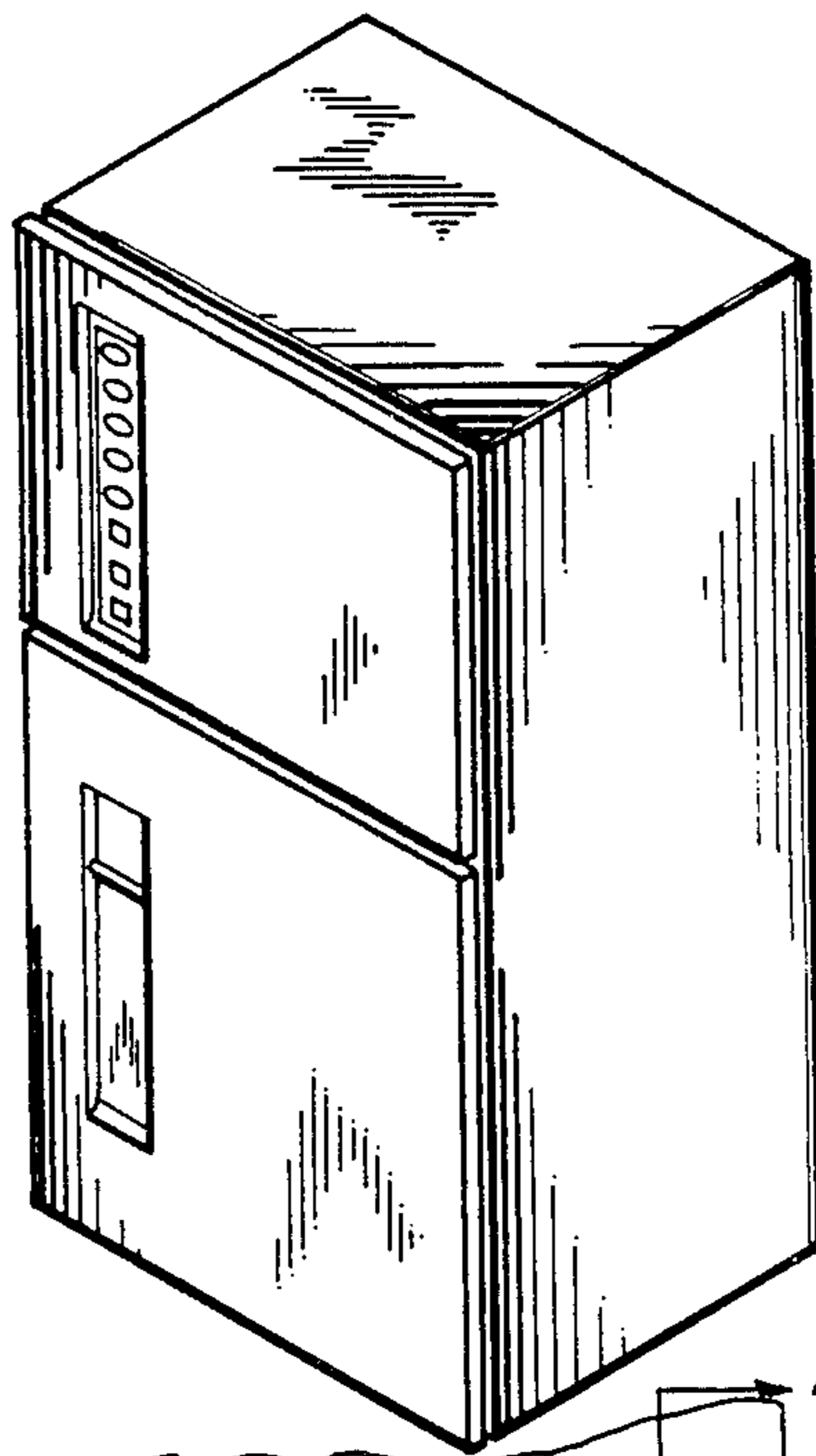


FIG. 2

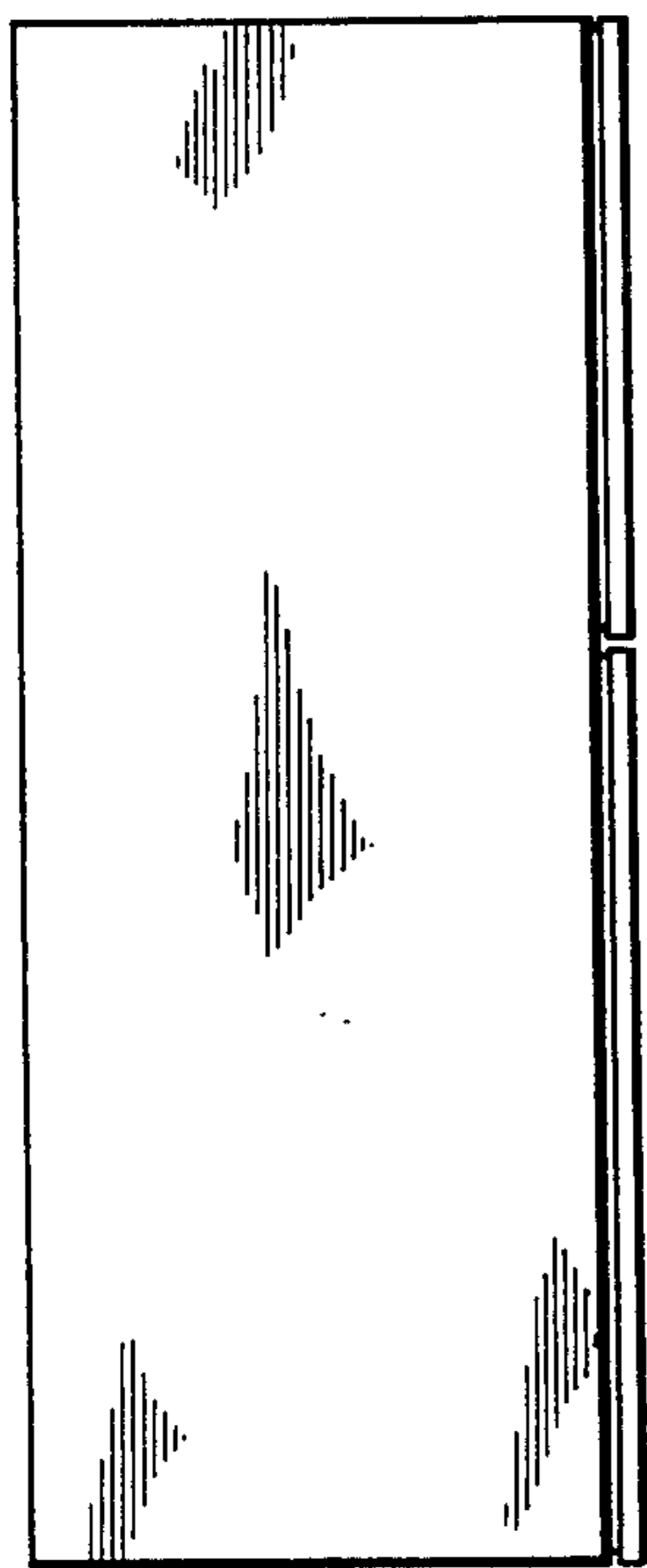


FIG. 3

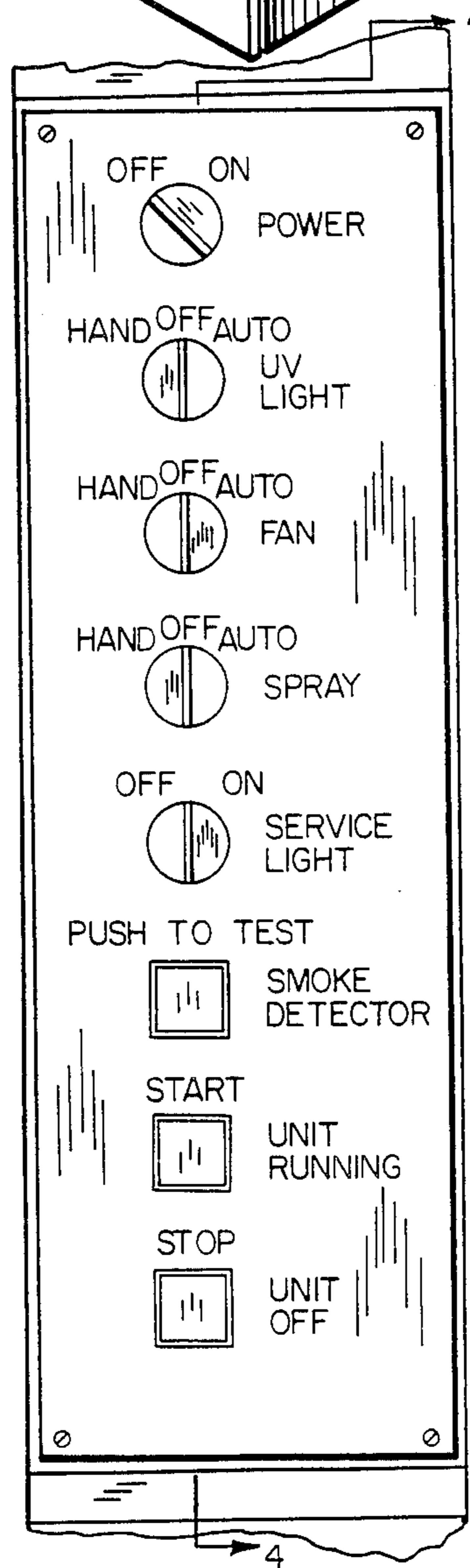


FIG. 4

