

[54] TELEPHONE

D. 291,308 8/1987 Preussner et al. D14/58 X

[75] Inventors: Kazuhiko Yokoshima, Yamoto; Akihiro Itoh, Atsugi, both of Japan

Primary Examiner—Wallace R. Burke
Assistant Examiner—Horace B. Fay, Jr.
Attorney, Agent, or Firm—Frishauf, Holtz, Goodman & Woodward

[73] Assignee: Kanda Tsushin Kogyo Co., Ltd., Tokyo, Japan

[**] Term: 14 Years

[57] CLAIM

The ornamental design for a telephone, substantially as shown and described.

[21] Appl. No.: 885,970

[22] Filed: Jul. 15, 1986

DESCRIPTION

[30] Foreign Application Priority Data

FIG. 1 is a top and right side perspective view of a telephone showing our new design;
FIG. 2 is a front elevational view thereof;
FIG. 3 is a right side elevational view thereof;
FIG. 4 is a rear elevational view thereof;
FIG. 5 is a left side elevational view thereof;
FIG. 6 is a top plan view thereof;
FIG. 7 is a bottom plan view thereof;
FIG. 8 is a perspective view of the underside of the handset which is shown inverted and spaced apart from the stand, and a perspective view of the stand alone;
FIG. 9 is a top and right side perspective view of a second embodiment thereof, the only difference of this embodiment being in the provision of a rectangular display panel at the top of the control plate;
FIG. 10 is a top and right side perspective view of a third embodiment thereof, the only difference of this embodiment being omission of the two top rows of indicator buttons at the top of the control plate.

Jan. 28, 1986 [JP] Japan 61-2656

[52] U.S. Cl. D14/58; D14/53; D14/62

[58] Field of Search D14/58, 53, 62, 63; 379/440, 419, 420, 428, 431, 422, 433, 434, 435, 436

[56] References Cited

U.S. PATENT DOCUMENTS

- D. 277,663 2/1985 Sakamoto D14/58
- D. 282,066 1/1986 Menei et al. D14/62 X
- D. 283,507 4/1986 Van Gillevwe D14/58 X
- D. 284,078 6/1986 Yammagami et al. D14/58
- D. 287,489 12/1986 Sekaginchi et al. D14/86 X
- D. 287,722 1/1987 Kido D14/62
- D. 287,852 1/1987 Brown et al. D14/58

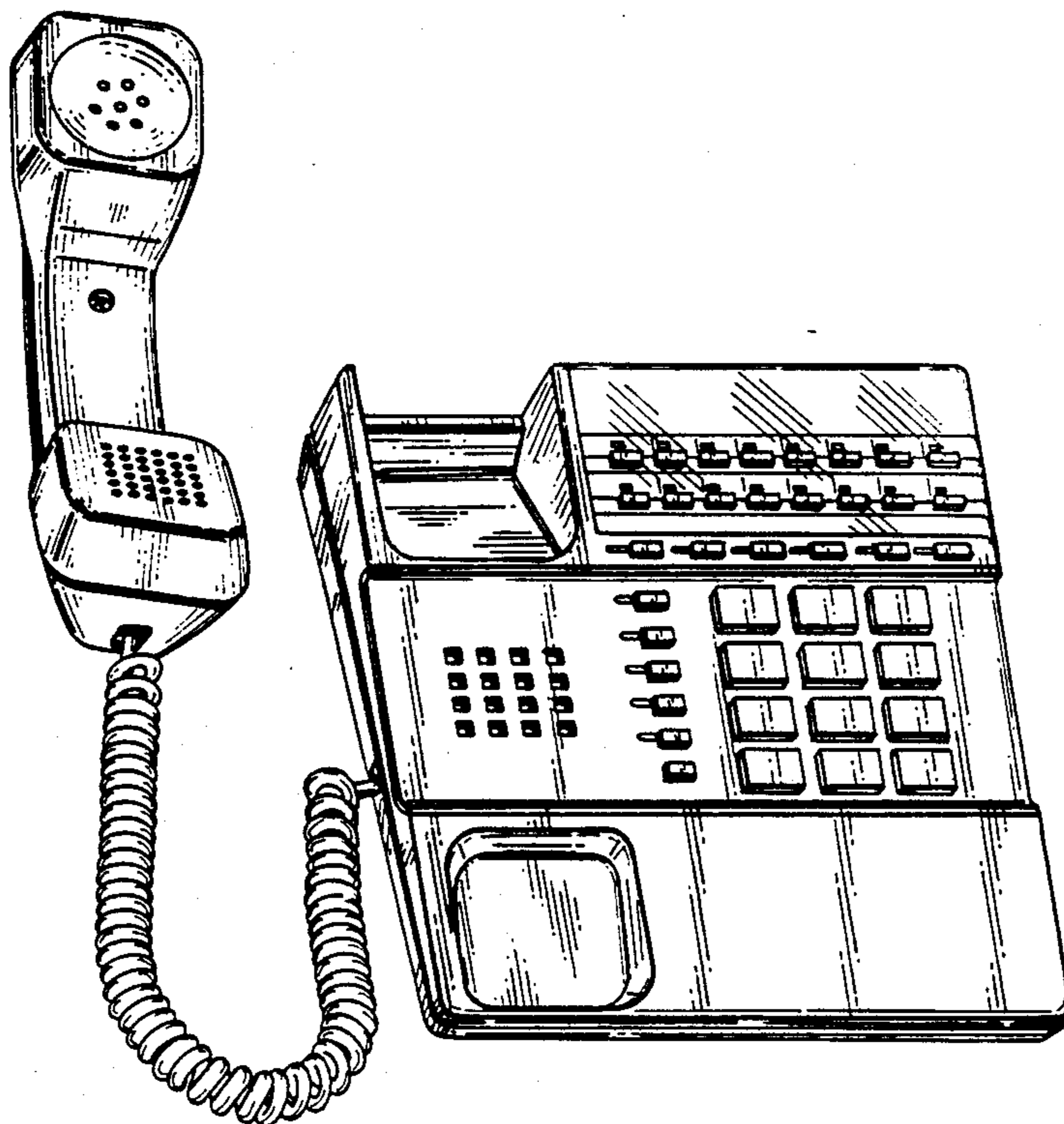


FIG. 1




FIG. 2




FIG. 3

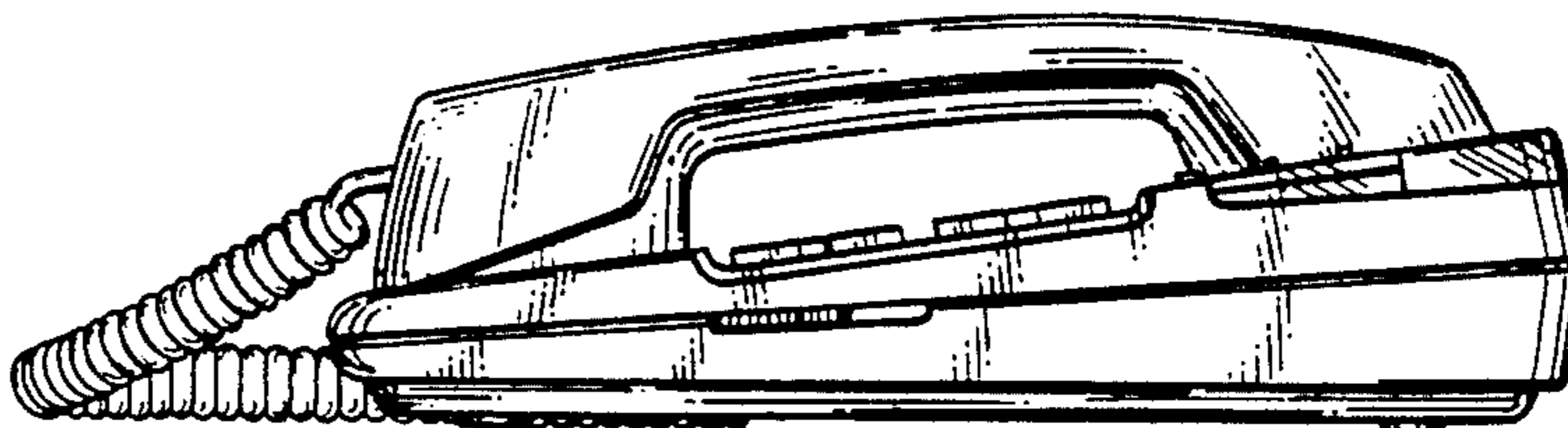


FIG. 4




FIG. 5

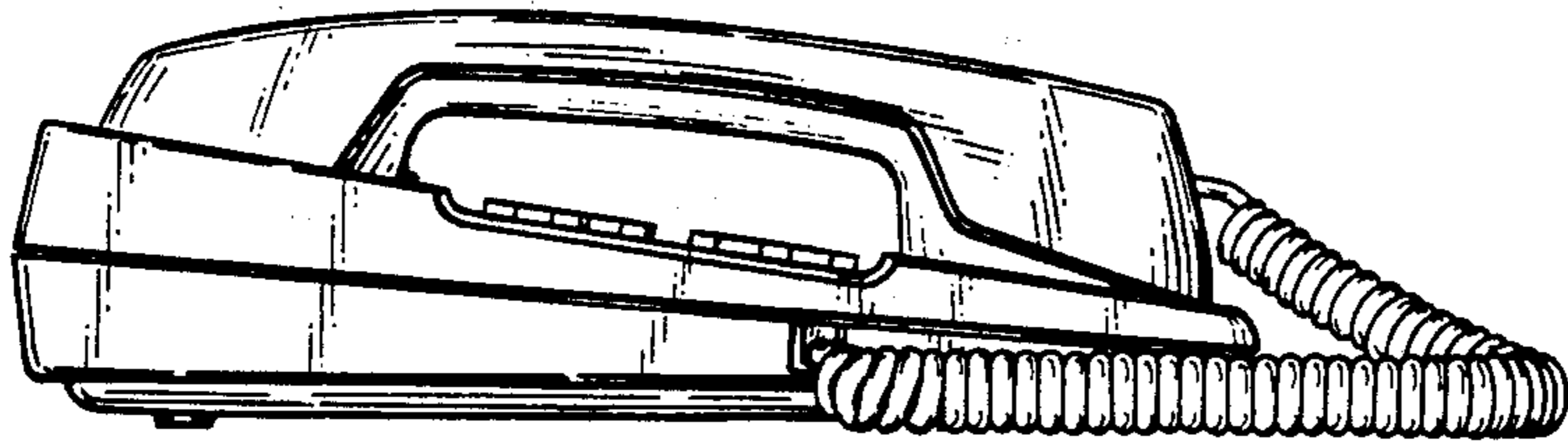
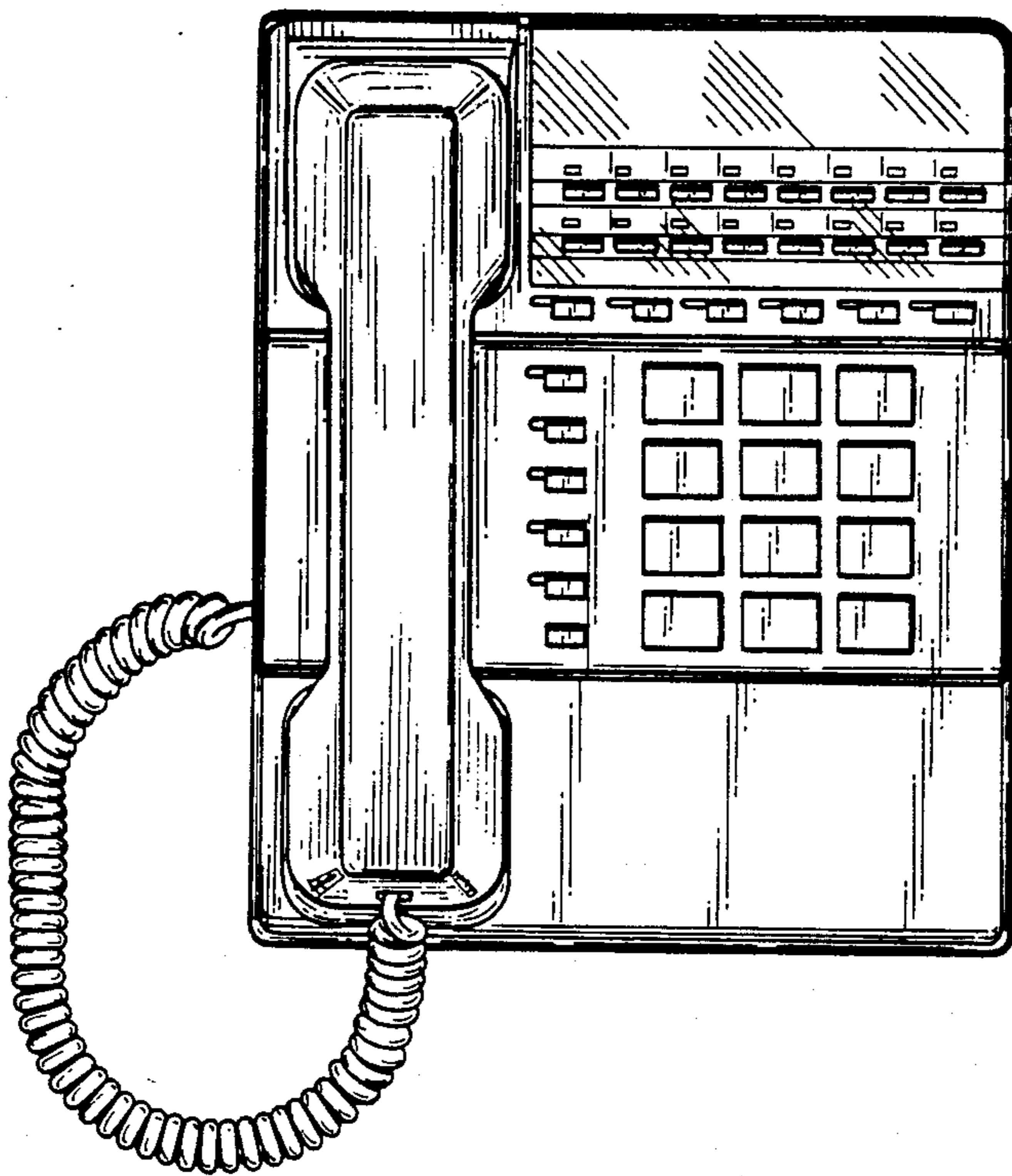


FIG. 6



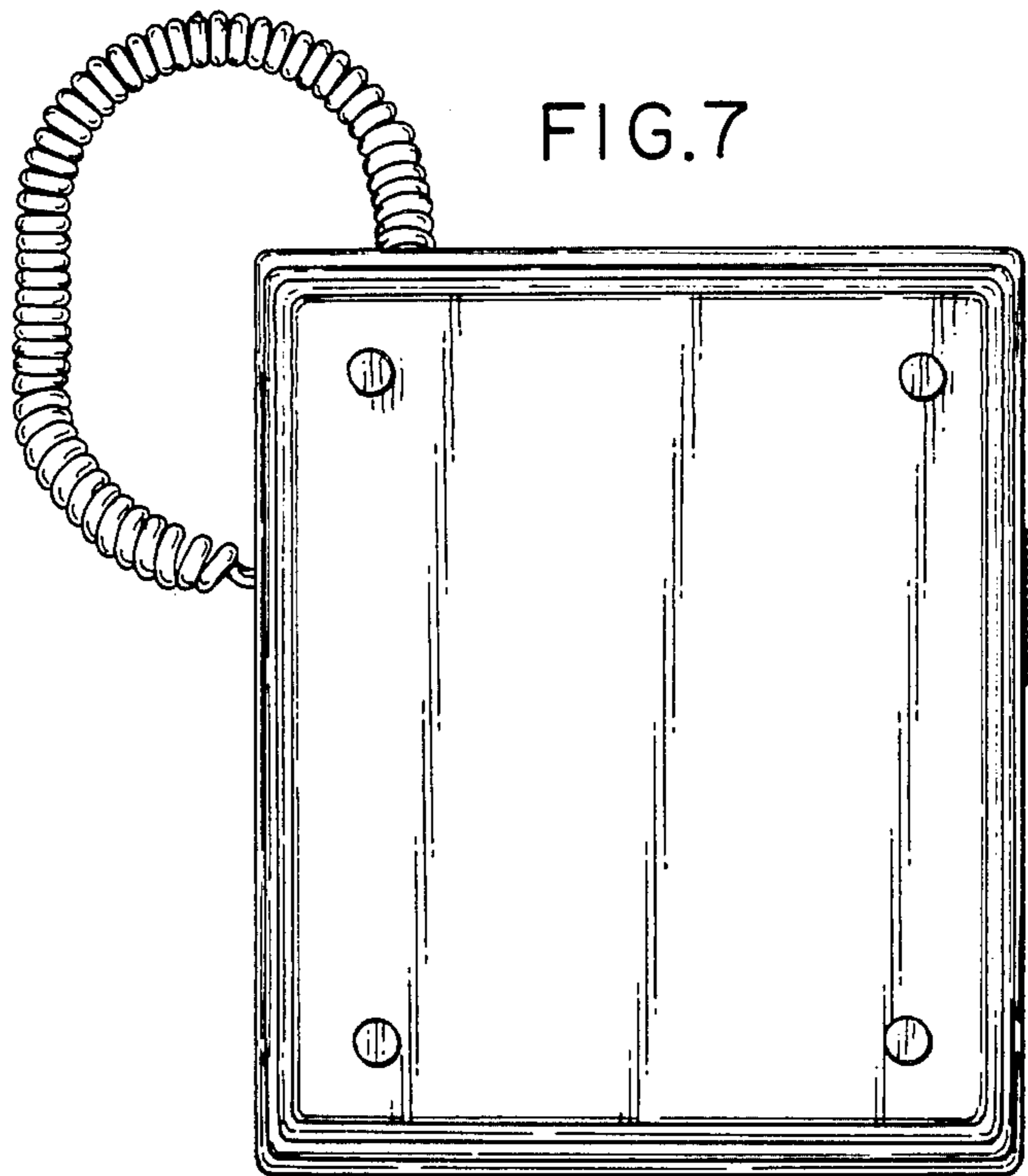


FIG. 7

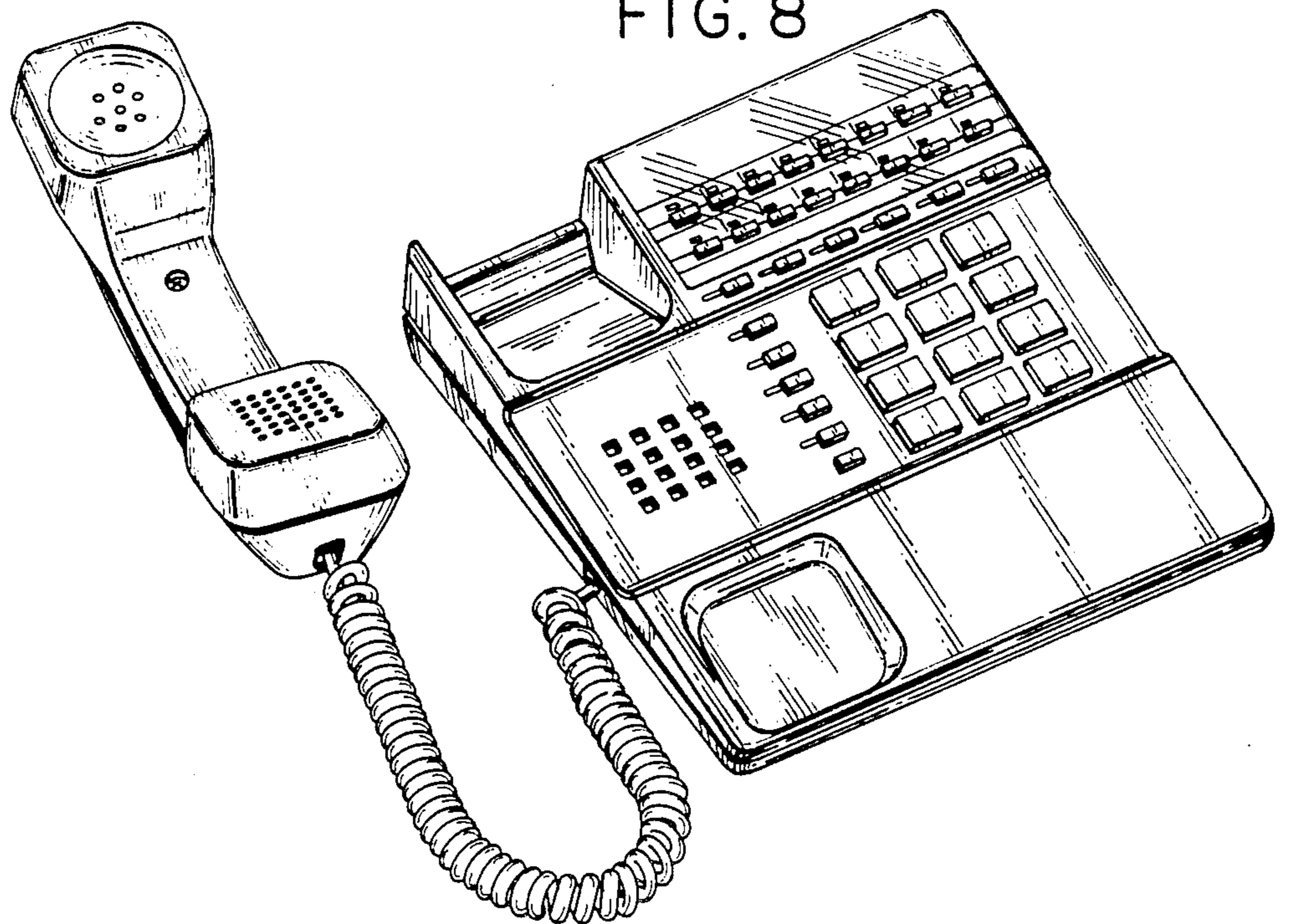


FIG. 8

FIG. 9




FIG. 10

