

[54] ELECTRONIC OVEN

[75] Inventors: Kouichi Murata, Zushi; Hideko Fujimoto, Omiya; Yoshinori Katagami; Kanji Murai, both of Yokohama, all of Japan

[73] Assignee: Kabushiki Kaisha Toshiba, Kawasaki, Japan

[**] Term: 14 Years

[21] Appl. No.: 700,007

[22] Filed: Feb. 8, 1985

[30] Foreign Application Priority Data

Aug. 9, 1984 [JP] Japan 59-33493

[52] U.S. Cl. D7/350

[58] Field of Search D7/350, 351; 219/391, 219/393, 10.55 R, 10.55 A, 10.55 B, 10.55 C, 10.55 D, 10.55 F; 126/273 R, 275 E, 19 M

[56] References Cited

U.S. PATENT DOCUMENTS

- D. 251,052 2/1979 Kosako D7/351
- D. 261,597 11/1981 Suganoya et al. D7/351
- D. 269,149 5/1983 Miyake et al. D7/351
- D. 277,355 1/1985 Miyake et al. D7/351

FOREIGN PATENT DOCUMENTS

58-6333 1/1983 Japan 126/275 E

OTHER PUBLICATIONS

Catalogue of National Electronic Oven, NE-M310.
Catalogue of General Electronic Oven, BE-500.

Primary Examiner—Wallace R. Burke
Assistant Examiner—Ruth Takemoto
Attorney, Agent, or Firm—Finnegan, Henderson, Farabow, Garrett & Dunner

[57] CLAIM

The ornamental design for an electronic oven, substantially as shown and described.

DESCRIPTION

FIG. 1 is a front, top and right side perspective view of an electronic oven showing our new design; FIG. 2 is a front elevational view thereof; FIG. 3 is a right side elevational view thereof; FIG. 4 is a top plan view thereof; FIG. 5 is a left side elevational view thereof; FIG. 6 is a rear elevational view thereof; and FIG. 7 is a front elevational view thereof, showing the transparent window within the dark colored door during operation.

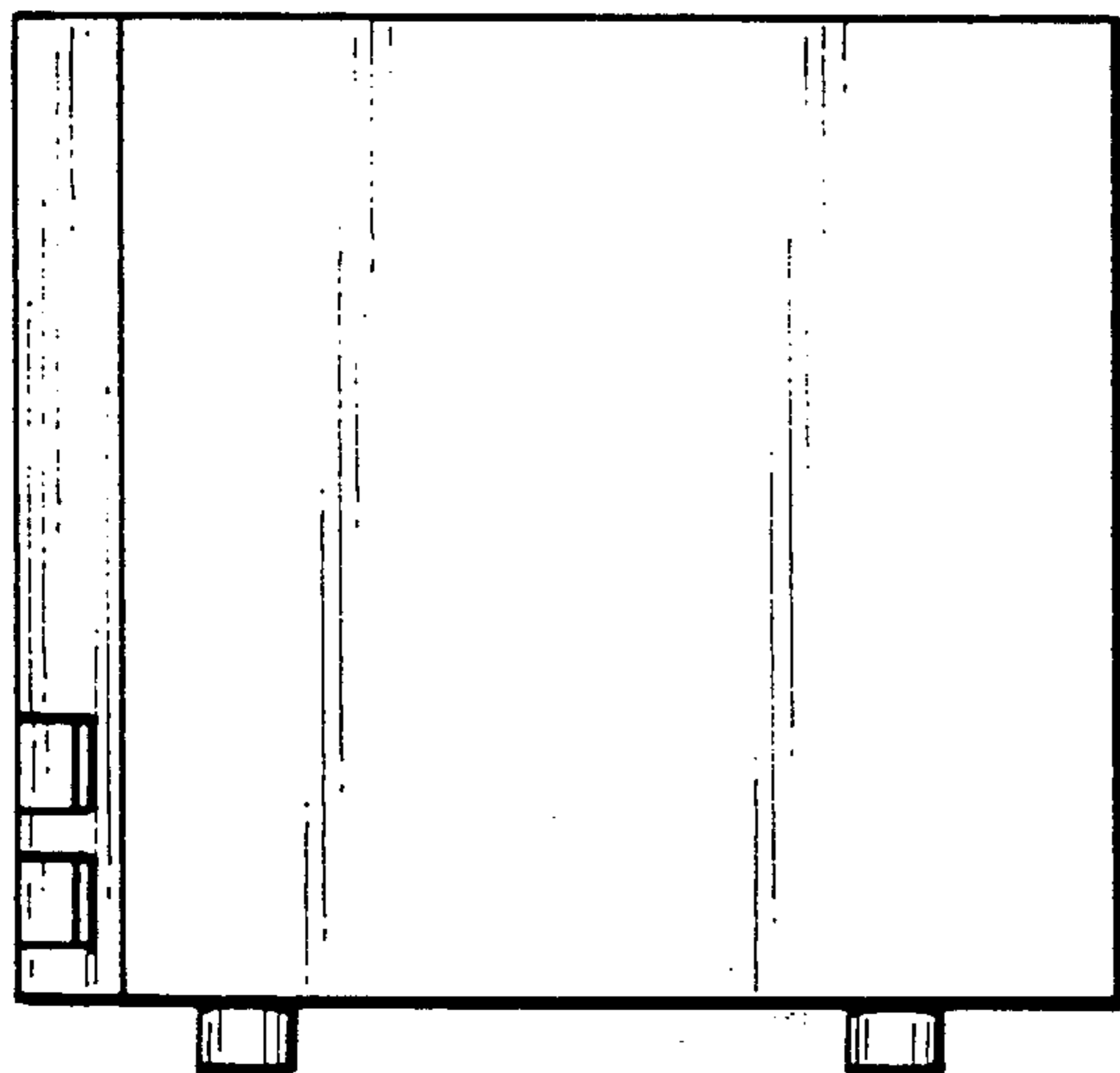
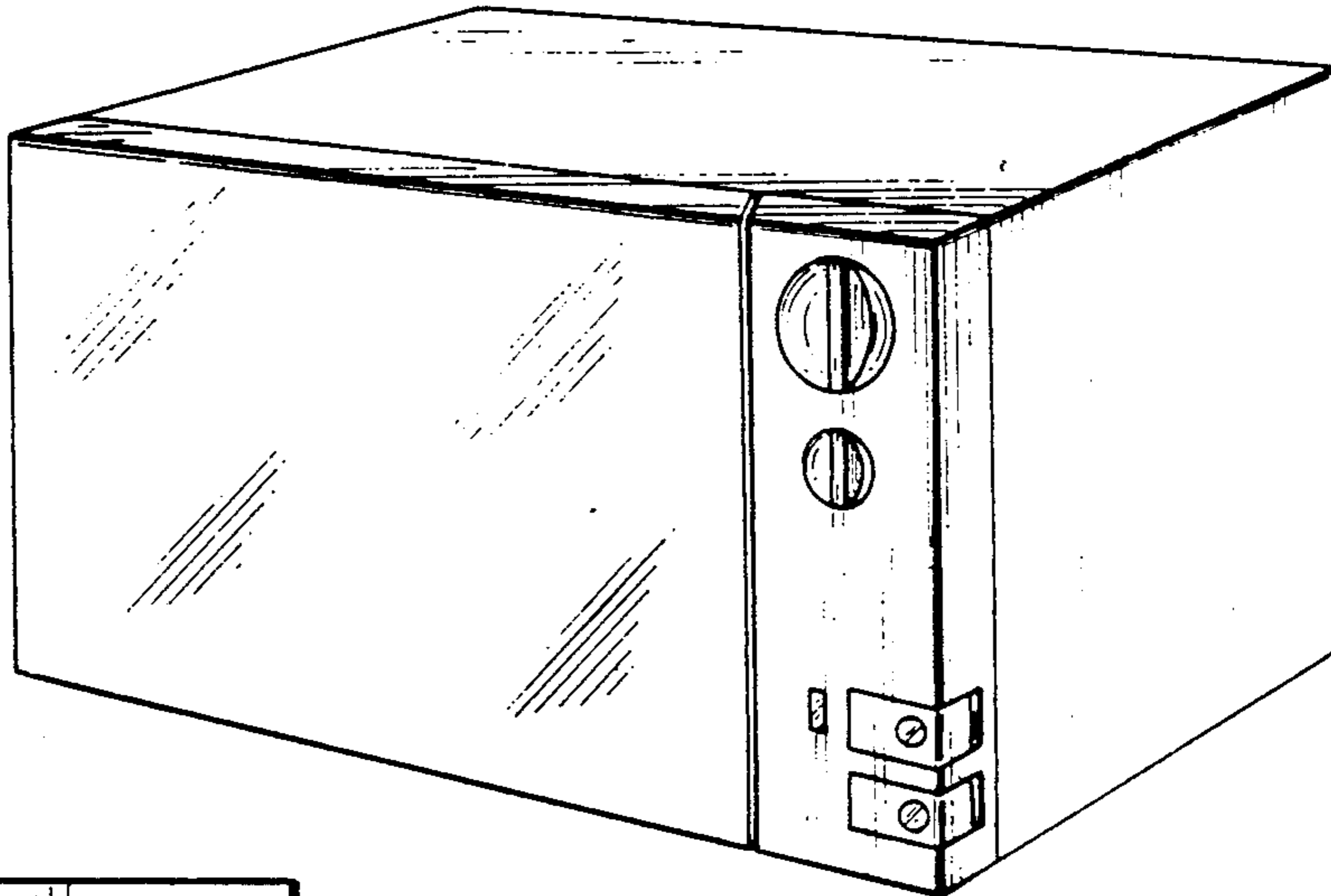


FIG. 1

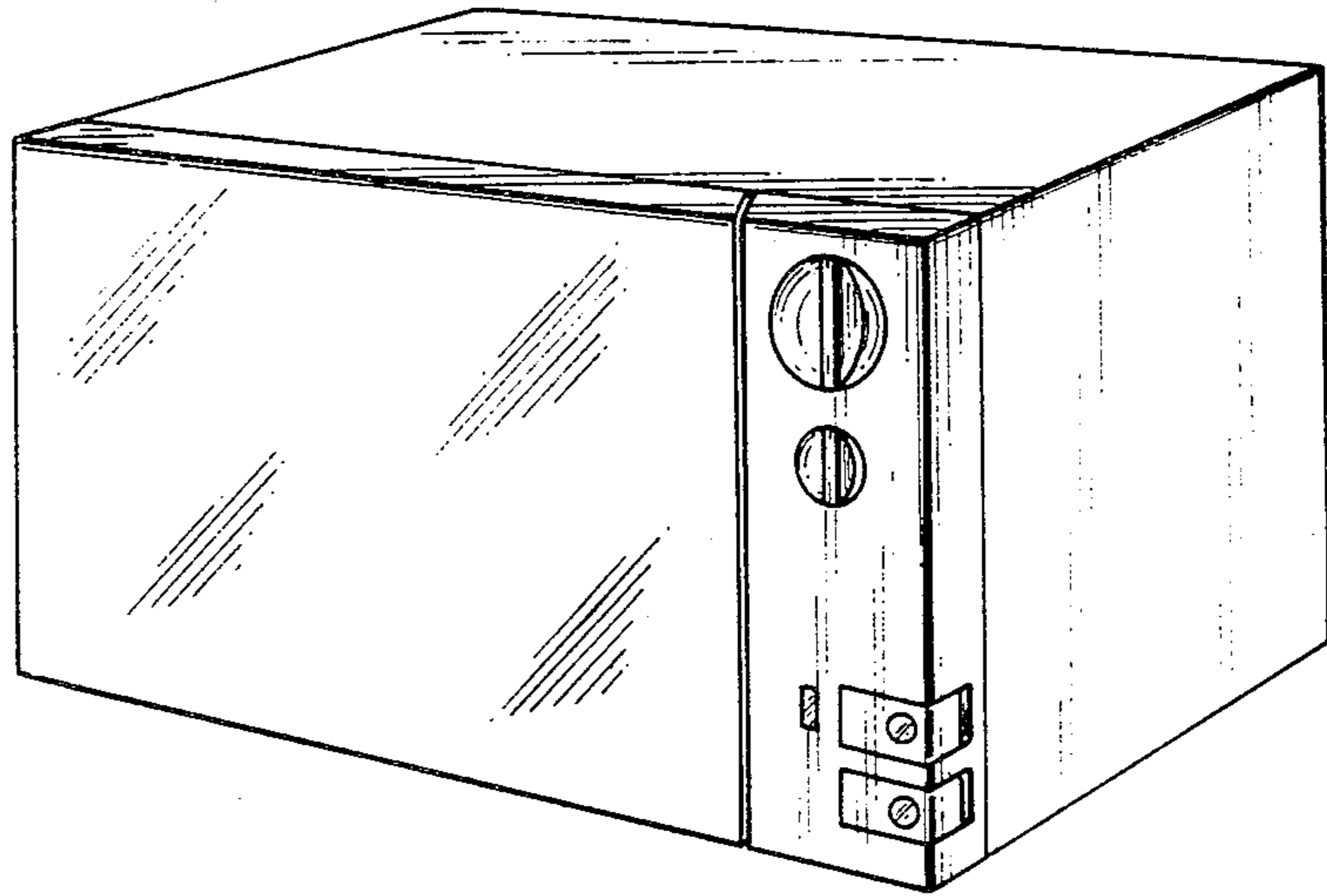


FIG. 2




FIG. 3




FIG. 4




FIG. 5




FIG. 6




FIG. 7

