

[54] SHOE SOLE

[75] Inventors: Junichi Kiyosawa, Kobe; Masanobu Inohara, Akashi, both of Japan

[73] Assignee: Asics Corporation, Japan

[\*\*] Term: 14 Years

[21] Appl. No.: 772,624

[22] Filed: Sep. 4, 1985

[30] Foreign Application Priority Data

Mar. 8, 1985 [JP] Japan ..... 60-9446

[52] U.S. Cl. .... D2/320

[58] Field of Search ..... D2/264, 274, 287, 293, D2/301, 309-313, 318-320; 36/83-87, 102, 105, 114, 24.5, 25 R, 28, 32 R, 29, 44, 59 C

[56] References Cited

U.S. PATENT DOCUMENTS

- D. 77,183 12/1928 Oakley ..... D2/320
- D. 164,457 9/1951 Sprigg ..... D2/320
- D. 238,123 12/1975 Davis ..... D2/320
- D. 257,799 1/1981 Combaret ..... D2/320

- D. 266,371 10/1982 Stubblefield ..... D2/320
- 4,481,727 11/1984 Stubblefield ..... 36/83

FOREIGN PATENT DOCUMENTS

- 1093702 11/1960 Fed. Rep. of Germany ..... D2/230

Primary Examiner—Louis S. Zarfaz  
Attorney, Agent, or Firm—Lyon & Lyon

[57] CLAIM

The ornamental design for a shoe sole, as shown and described.

DESCRIPTION

FIG. 1 is a top plan view of a shoe sole showing our new design;  
 FIG. 2 is a bottom plan view of the shoe sole;  
 FIG. 3 is a front elevational view of the shoe sole;  
 FIG. 4 is a rear elevational view of the shoe sole;  
 FIG. 5 is a left side elevational view of the shoe sole;  
 FIG. 6 is a right side elevational view of the shoe sole;  
 FIG. 7 is a cross section taken along line VII—VII in FIG. 1; and  
 FIG. 8 is a cross section taken along line VIII—VIII in FIG. 1.

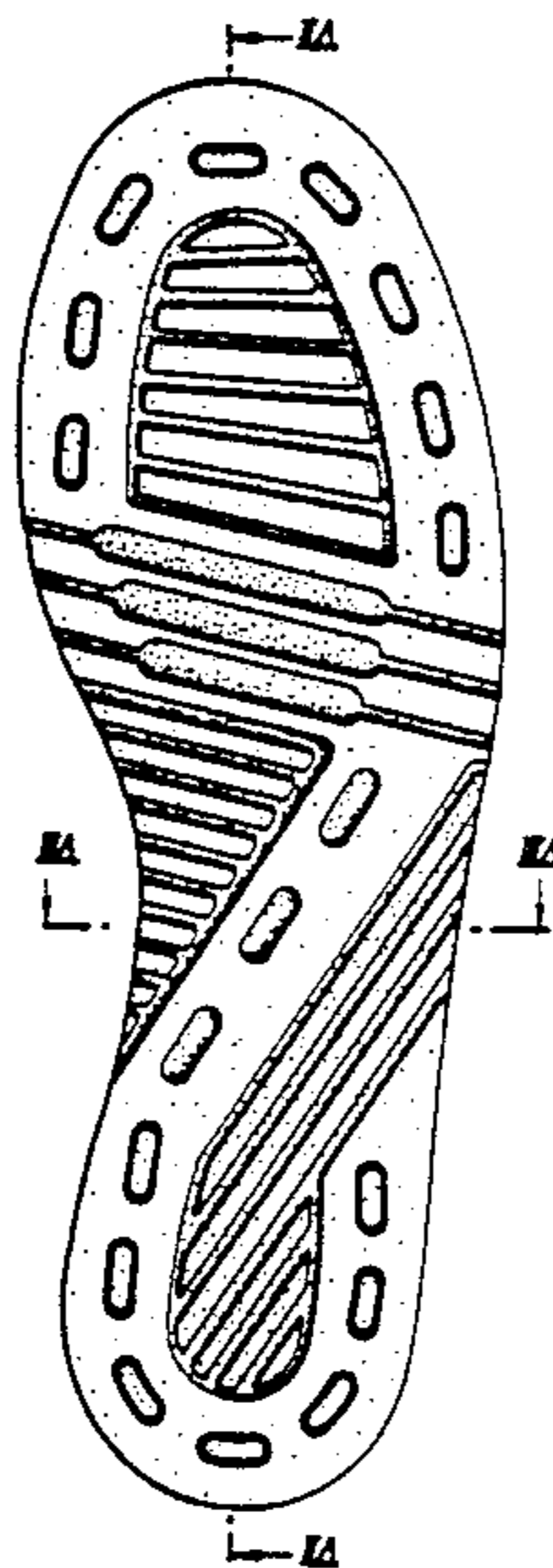


Fig. 1

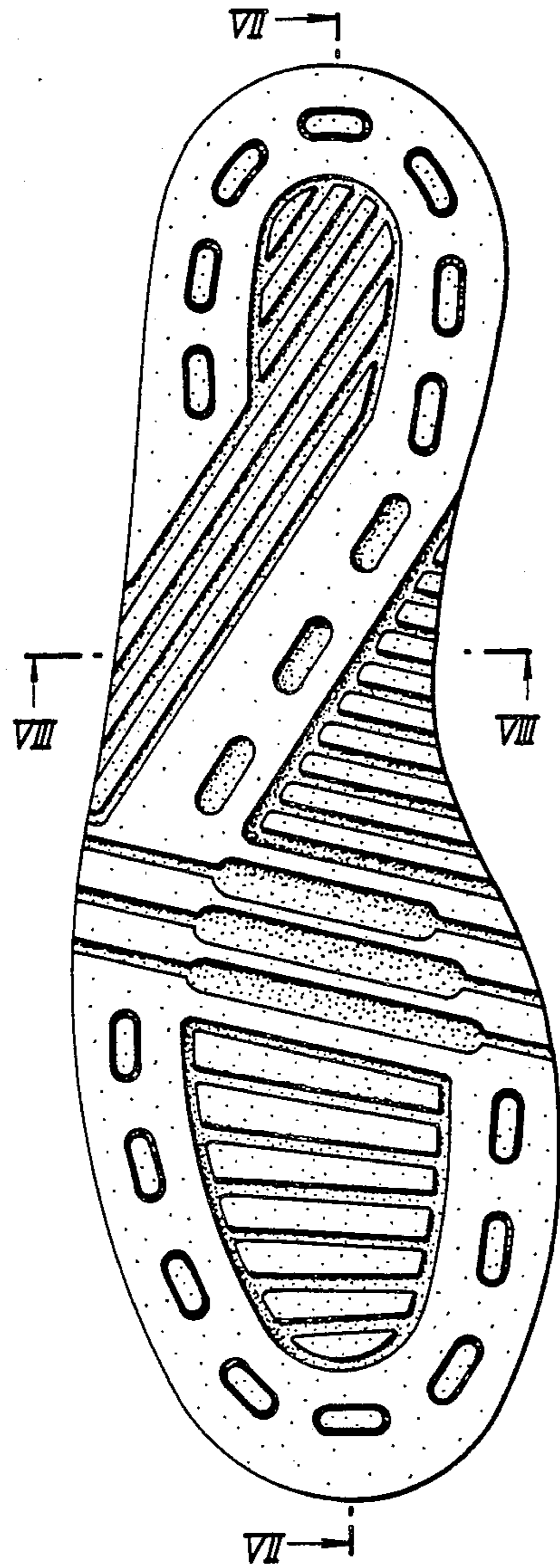


Fig. 2

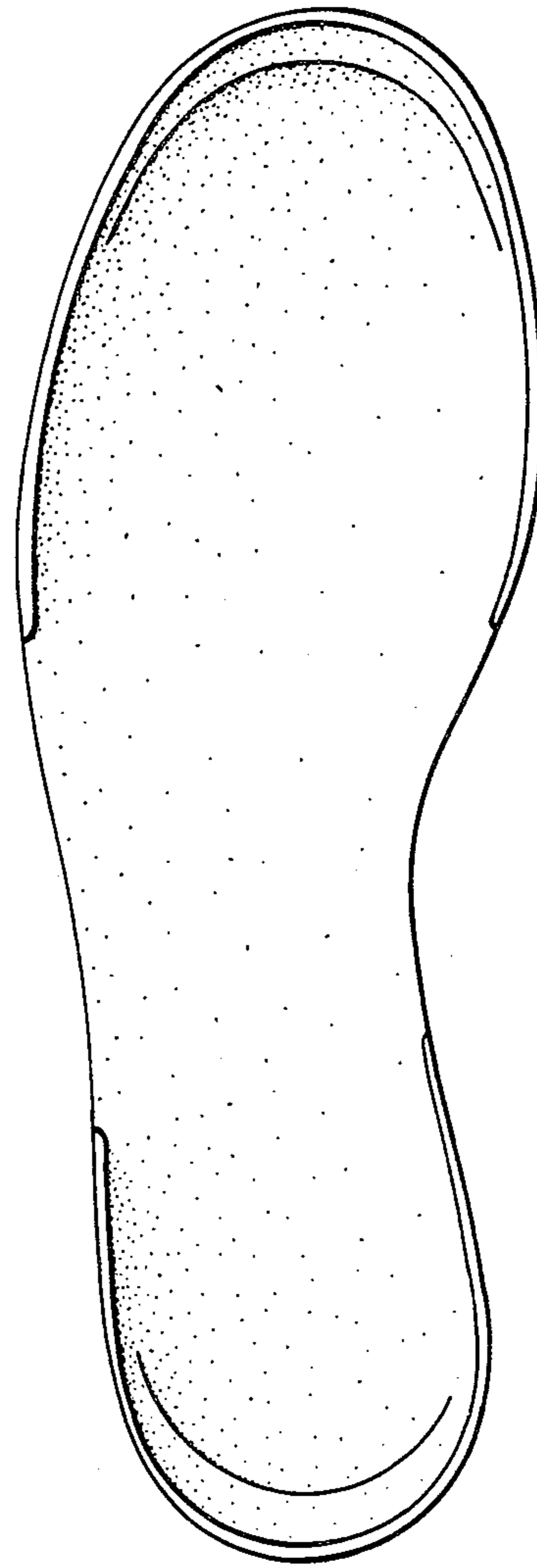


Fig. 3




Fig. 4

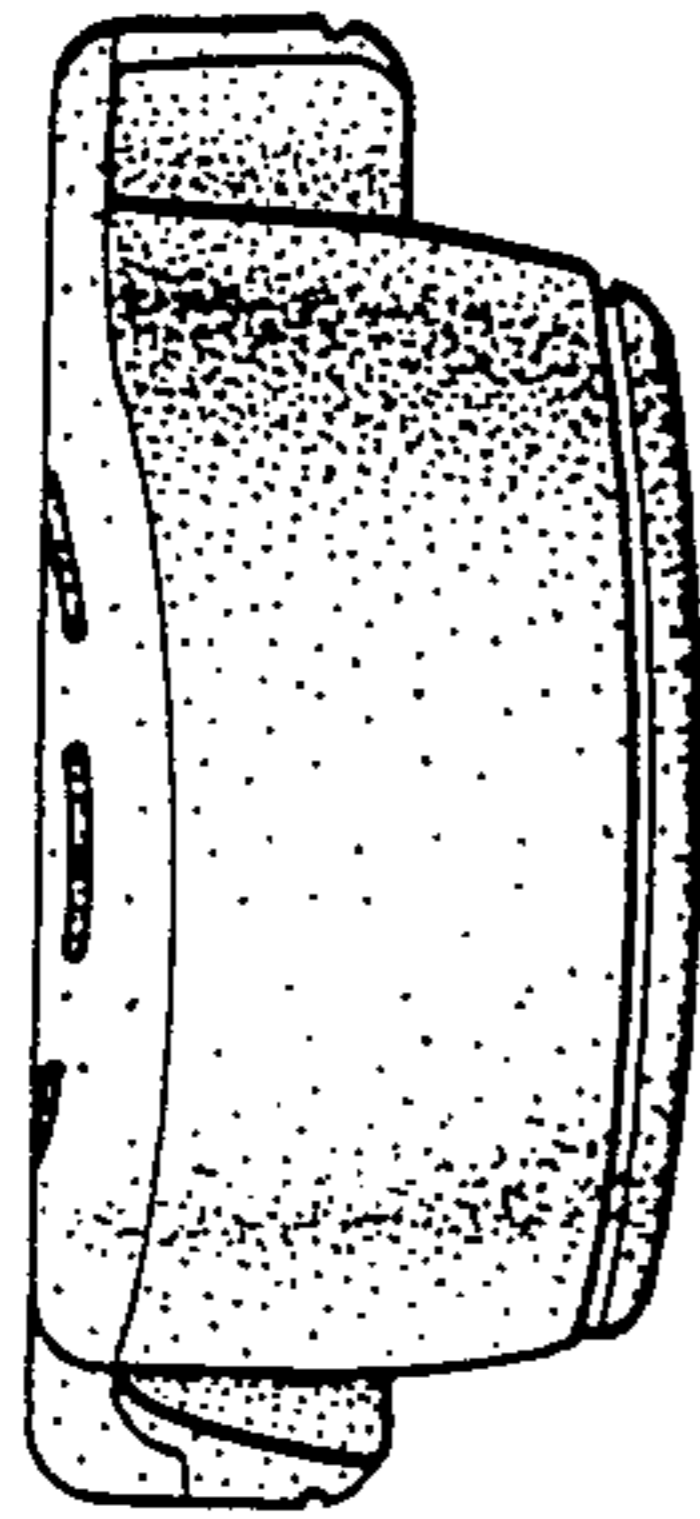


Fig. 5

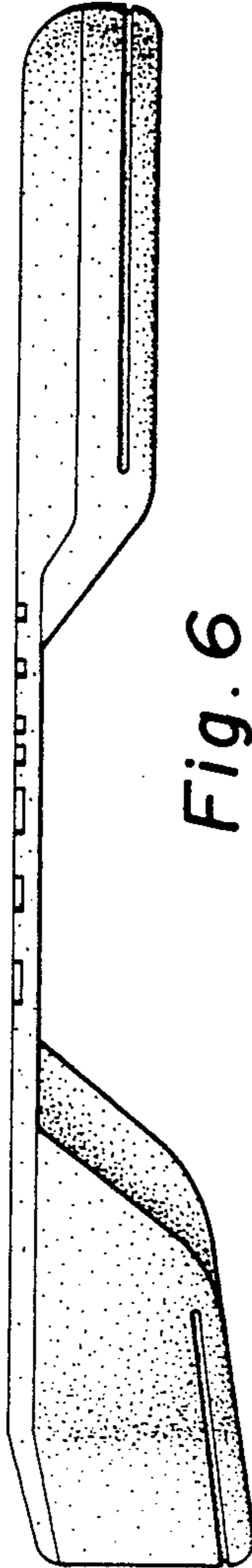


Fig. 6

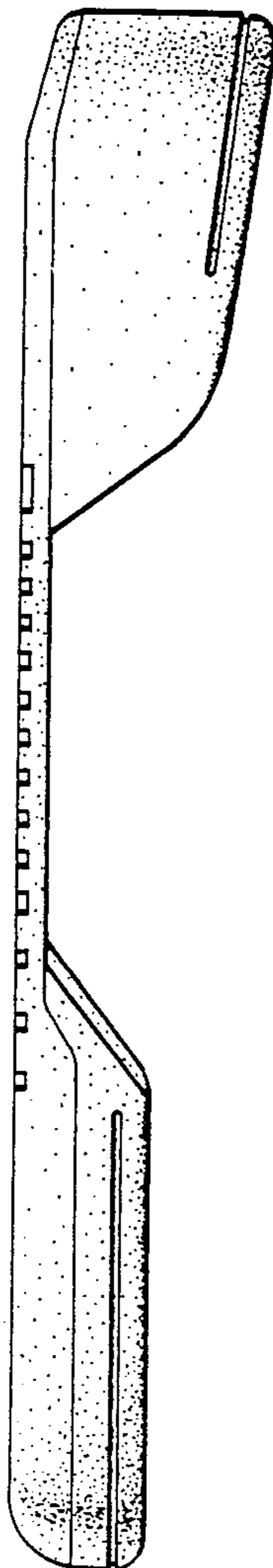


Fig. 7

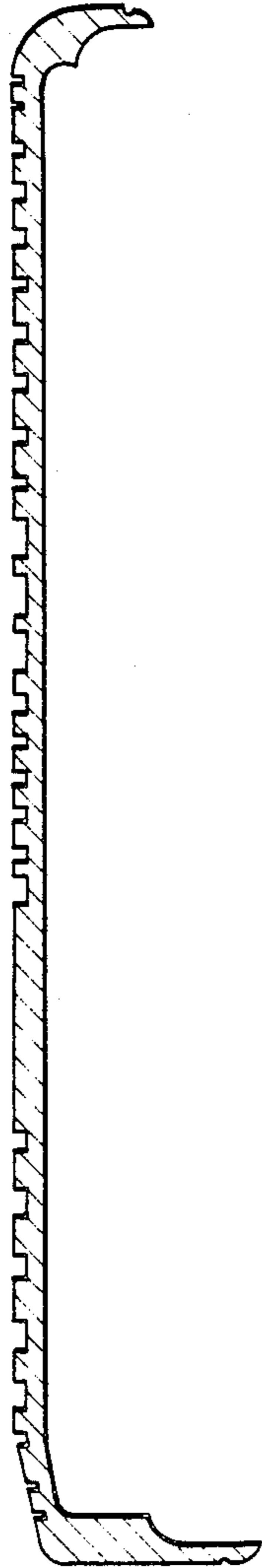


Fig. 8

