

[54] DUSTER OR SIMILAR ARTICLE

[76] Inventor: C. Lin, No. 146, Sec. 1, Chung-Shan Rd., Chung-Chuan T un, Hua Tan Hsiang Chang Hua Hsien, Taiwan

[**] Term: 14 Years

[21] Appl. No.: 817,100

[22] Filed: Jan. 8, 1986

[30] Foreign Application Priority Data

Dec. 20, 1985 [TW] Taiwan 74306402

[52] U.S. Cl. D32/51

[58] Field of Search D32/35, 40, 51; 15/209 R, 210 R, 210 A, 234

[56] References Cited

U.S. PATENT DOCUMENTS

D. 35,529	12/1901	McConnell	D32/51
56,018	7/1866	Dietz	15/234
62,724	3/1867	Aldrich	15/234
135,376	1/1873	Smith	15/234
171,488	12/1875	Stoll	15/234
192,594	7/1877	Nichols	15/234 X
226,601	4/1880	Davis	15/234
227,837	5/1880	Richmond	15/234

271,877	2/1883	Little	15/234
280,531	7/1883	Taylor et al.	15/234
385,070	6/1888	Richmond	15/234
442,433	12/1890	Hair	15/234
698,880	4/1902	Warren et al.	15/234
893,271	7/1908	Snevely	15/234
2,172,479	9/1939	McMillen	15/210 A
2,984,852	5/1961	George	15/234 X

FOREIGN PATENT DOCUMENTS

1122188	5/1956	France	15/234
---------	--------	--------	-------	--------


Primary Examiner—Catherine E. Kemper
Attorney, Agent, or Firm—Cushman, Darby & Cushman

[57] CLAIM

The ornamental design for a duster or similar article, as shown and described.

DESCRIPTION

FIG. 1 is a perspective view of a duster showing my new design;
FIG. 2 is a front elevational view, the rear elevational view being identical thereto;
FIG. 3 is a left side elevational view, the right side elevational view being identical thereto;
FIG. 4 is a top plan view thereof; and
FIG. 5 is a bottom plan view thereof.






FIG. 1




FIG. 4




FIG. 3




FIG. 2

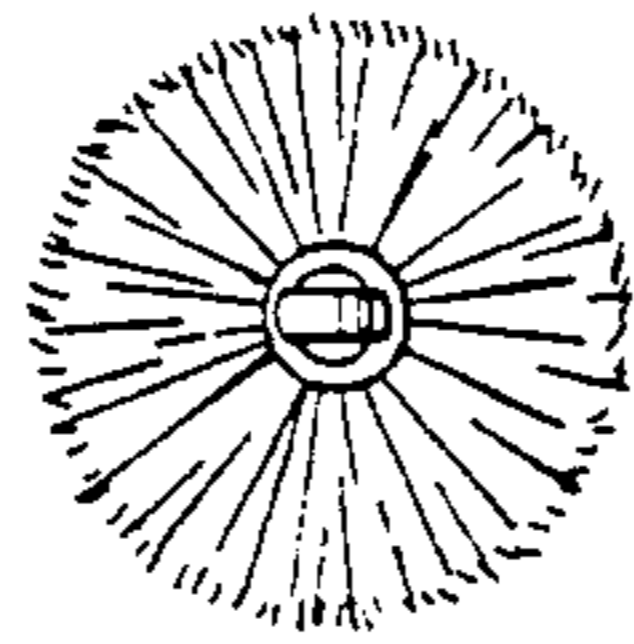


FIG. 5