

[54] TANK FOR A BATTERY-OPERATED SPRAYER

[75] Inventors: Yoshimasa Yokoyama, Koganei; Masaru Komiya, Kodaira; Yasusuke Seki, Tokyo, all of Japan

[73] Assignee: Kyusyu Hitachi Maxell, Ltd., Japan

[**] Term: 14 Years

[21] Appl. No.: 726,649

[22] Filed: Apr. 24, 1985

[30] Foreign Application Priority Data

Oct. 25, 1984 [JP] Japan 59-44195

[52] U.S. Cl. D23/202; D23/225

[58] Field of Search D23/1, 2, 18; D9/374; 215/1 C, 1 R; 220/4 E, 1 R; 222/465 R, 527, 544, 575; 239/153, 302, 333, 525

[56] References Cited

U.S. PATENT DOCUMENTS

D. 188,260 6/1960 Ray D9/374 X

| | | | | |
|------------|--------|-----------------|-------|---------|
| D. 190,773 | 6/1961 | Koch | | D23/2 |
| D. 196,145 | 8/1963 | Kinsley | | D9/374 |
| D. 236,830 | 9/1975 | Bochmann et al. | | D23/18 |
| D. 254,321 | 2/1980 | Sidor et al. | | D23/18 |
| D. 284,885 | 7/1986 | Nakamura | | D23/18 |
| 4,113,129 | 9/1978 | Cambio, Jr. | | 215/1 C |

Primary Examiner—Wallace R. Burke
Assistant Examiner—Brian N. Vinson
Attorney, Agent, or Firm—Antonelli, Terry & Wands

[57] CLAIM

The ornamental design for a tank for a battery-operated sprayer, as shown.

DESCRIPTION

FIG. 1 is a top, front and right side perspective view of a tank for a battery-operated sprayer showing our new design;

FIG. 2 is a front elevational view thereof;

FIG. 3 is a right side elevational view thereof;

FIG. 4 is a rear elevational view thereof;

FIG. 5 is a left side elevational view thereof;

FIG. 6 is a top plan view thereof; and

FIG. 7 is a bottom plan view thereof.




FIG. 1

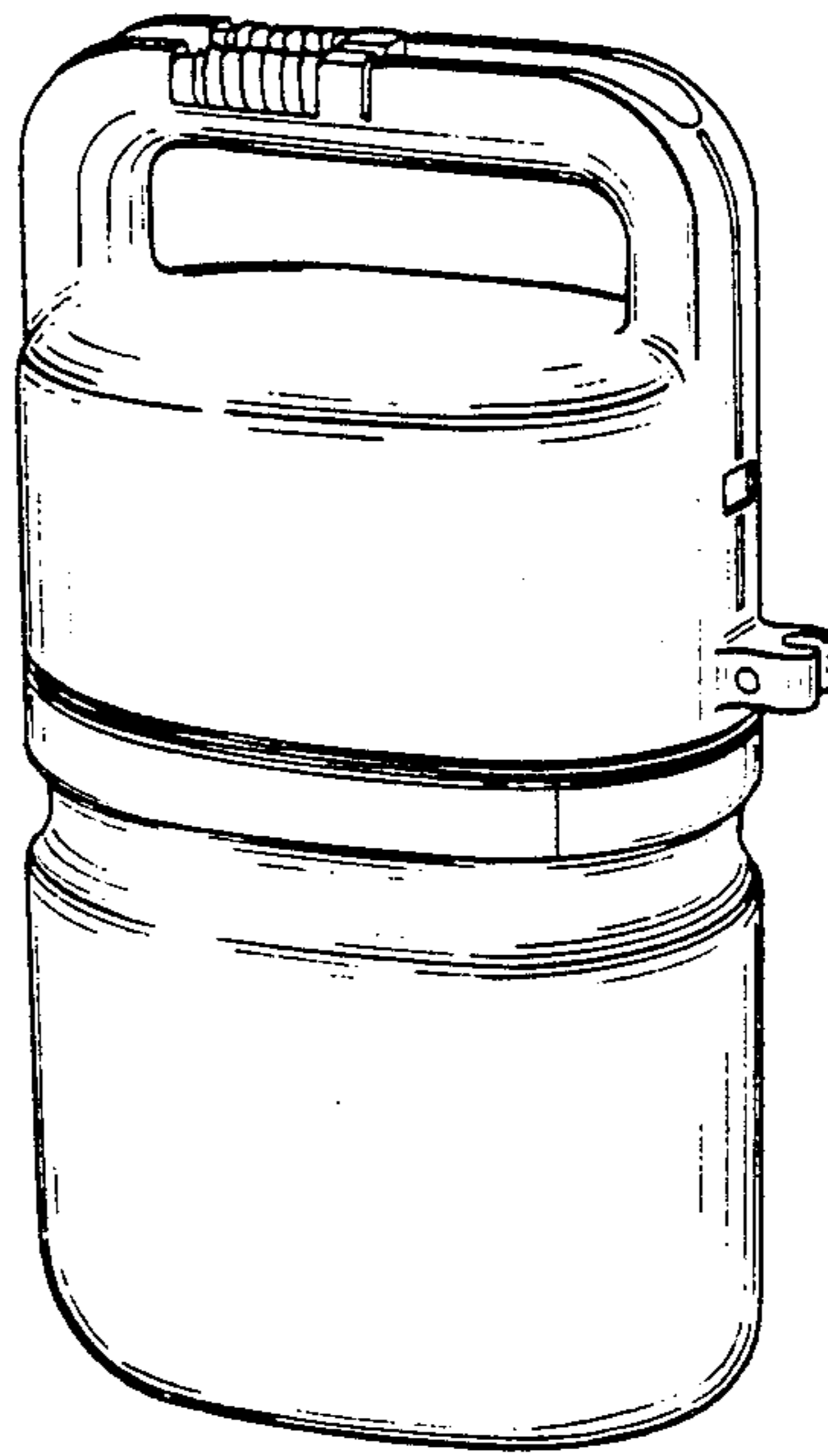


FIG. 2

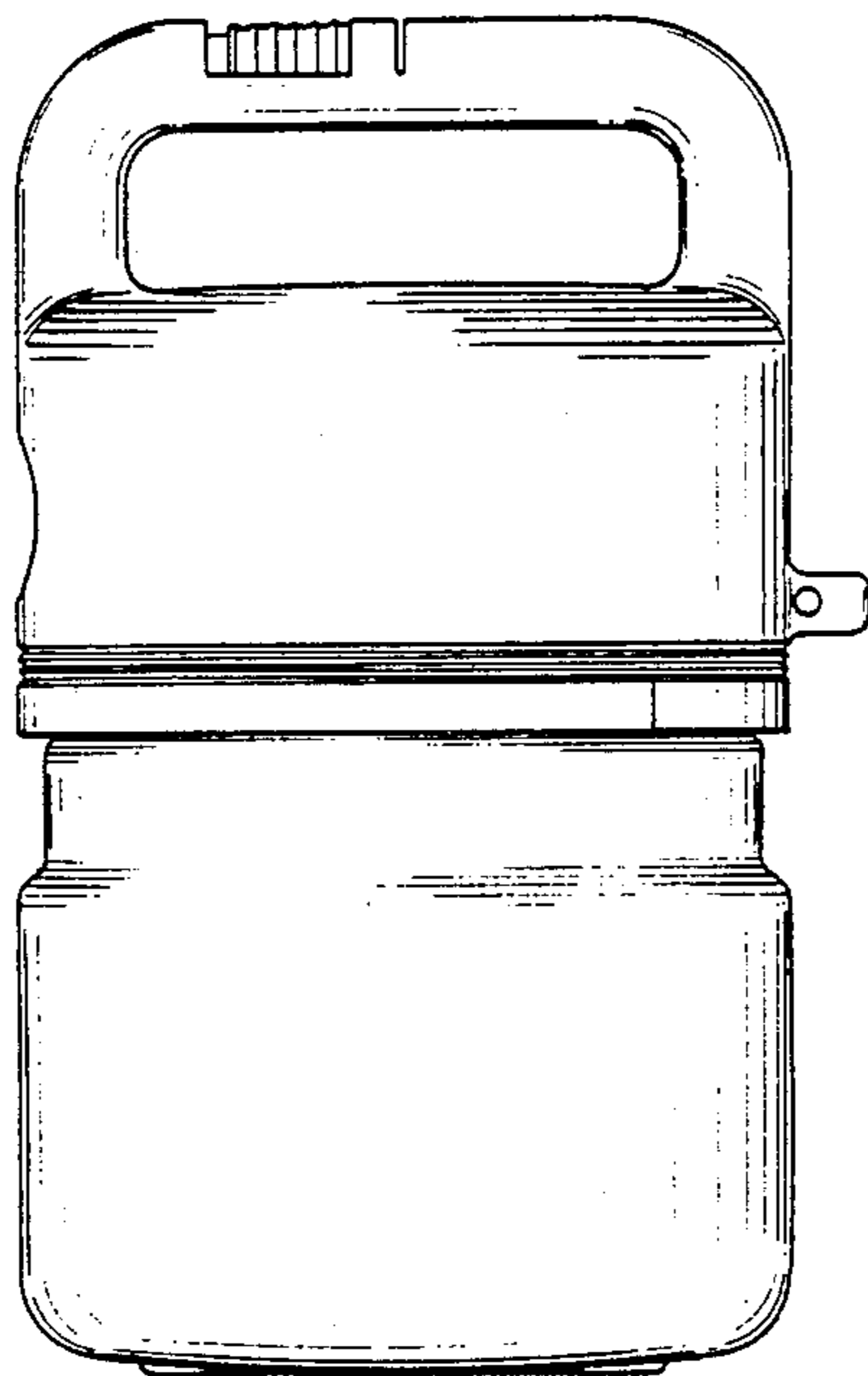


FIG. 3




FIG. 4

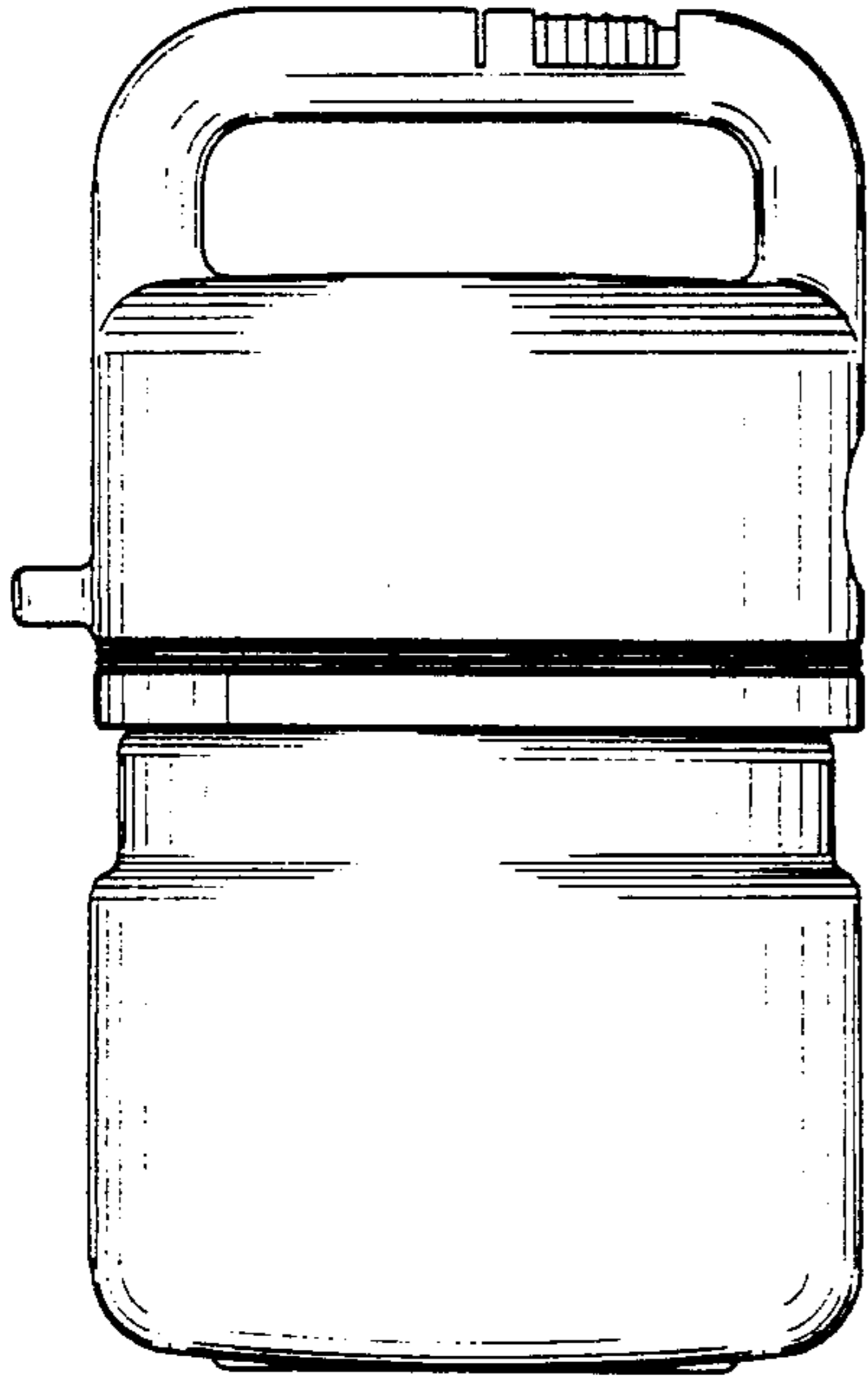


FIG. 5




FIG. 6

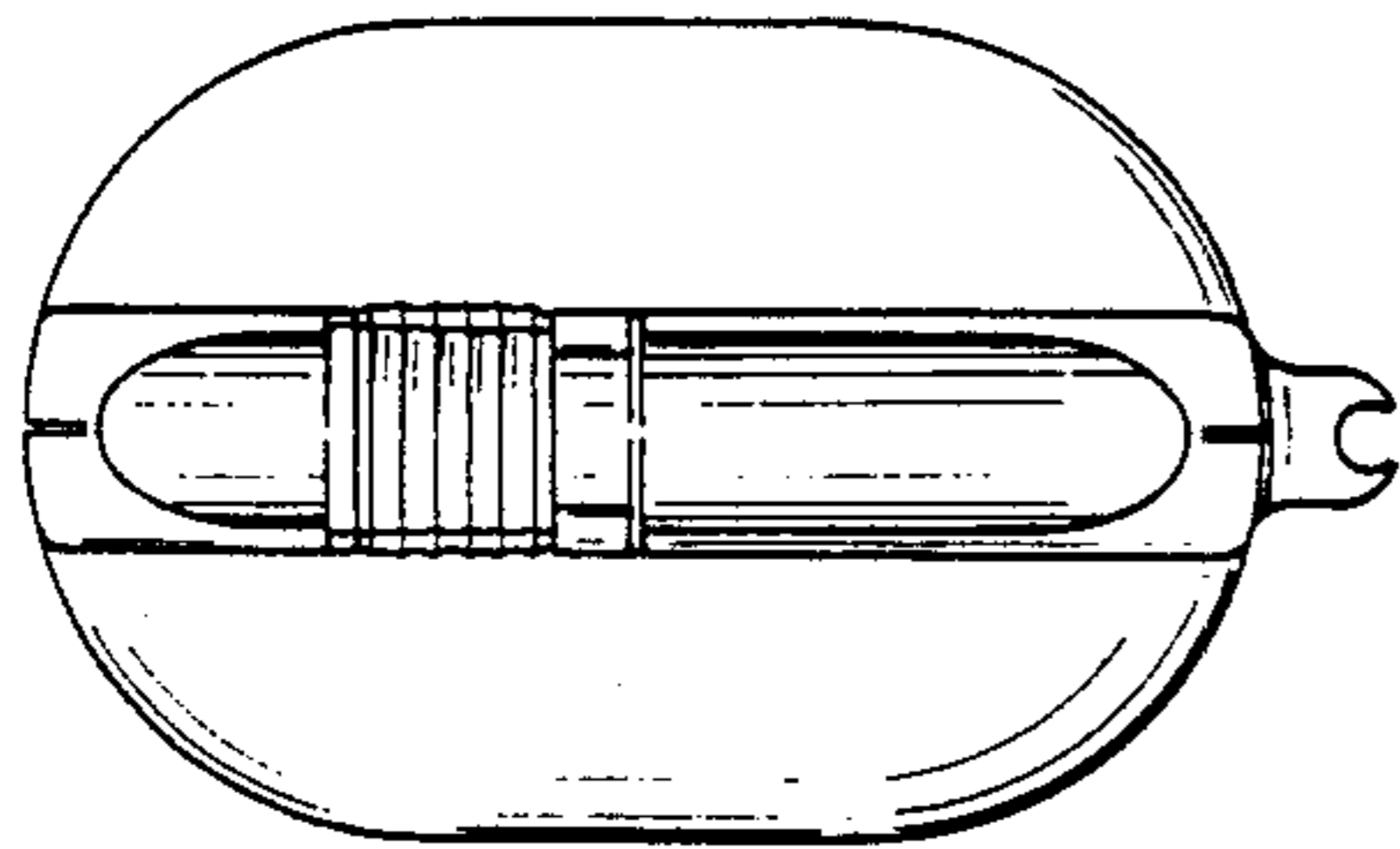


FIG. 7

