

[54] DISCHARGE PAPER RECEIVING CAGE FOR FACSIMILE

[75] Inventor: Masahiro Kando, Tokyo, Japan

[73] Assignee: Canon Kabushiki Kaisha, Tokyo, Japan

[\*\*] Term: 14 Years

[21] Appl. No.: 653,838

[22] Filed: Sep. 24, 1984

[30] Foreign Application Priority Data

Mar. 29, 1984 [JP] Japan ..... 59-12330

[52] U.S. Cl. .... D14/94; D18/22

[58] Field of Search ..... D14/94, 114; D16/32, D16/27, 37, 38; D18/22; D34/40, 42; D6/407, 462; 220/19; 493/410, 412

[56] References Cited

U.S. PATENT DOCUMENTS

D. 232,482 8/1974 Vigna ..... D16/27 X

D. 283,320 4/1986 Yomo ..... D14/94

D. 284,289 6/1986 Cavanagh ..... D14/114 X

4,058,233 11/1977 Frangos ..... 220/19

FOREIGN PATENT DOCUMENTS

202987 11/1955 Australia ..... 220/19

OTHER PUBLICATIONS

Inmac Catalog, 34th edition, 10/1983, p. 46-Paper-Catch Basket at bottom center.

Primary Examiner—Louis S. Zarfes  
Attorney, Agent, or Firm—Fitzpatrick, Cella, Harper & Scinto

[57] CLAIM

The ornamental design for a discharge paper receiving cage for facsimile, as shown and described.

DESCRIPTION

FIG. 1 is a front elevational view of a discharge paper receiving cage for facsimile showing my new design; FIG. 2 is a rear elevational view thereof; FIG. 3 is a top plan view thereof; FIG. 4 is a bottom plan view thereof; FIG. 5 is a side elevational view as seen from the left of FIG. 1; FIG. 6 is a side elevational view as seen from the right of FIG. 1; and FIG. 7 is a perspective view of the cage in mounted position.

The broken line showing of a facsimile in FIG. 7 is for illustrative purposes only and forms no part of the claimed design.

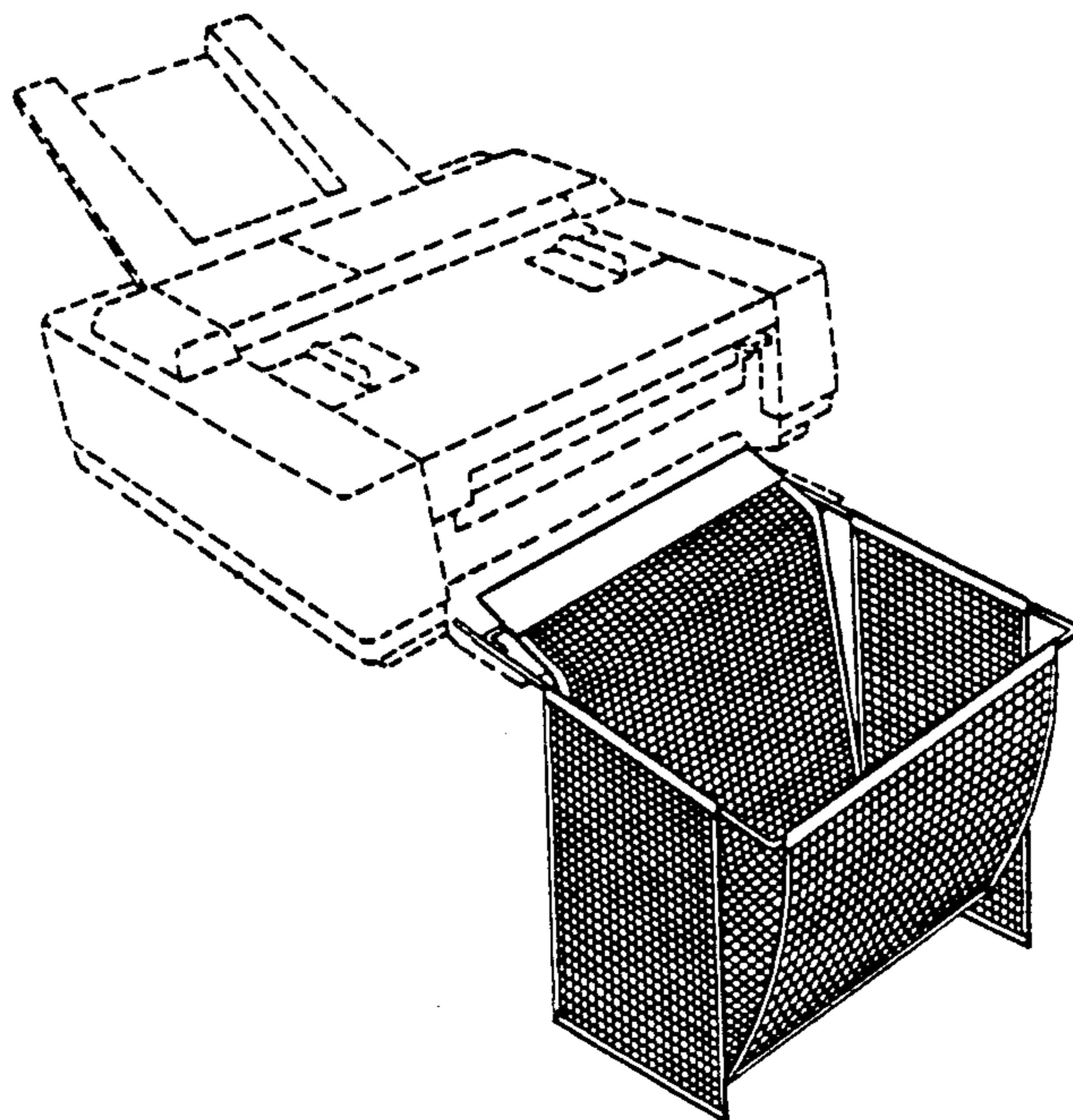


FIG. 1




FIG. 2




FIG. 3

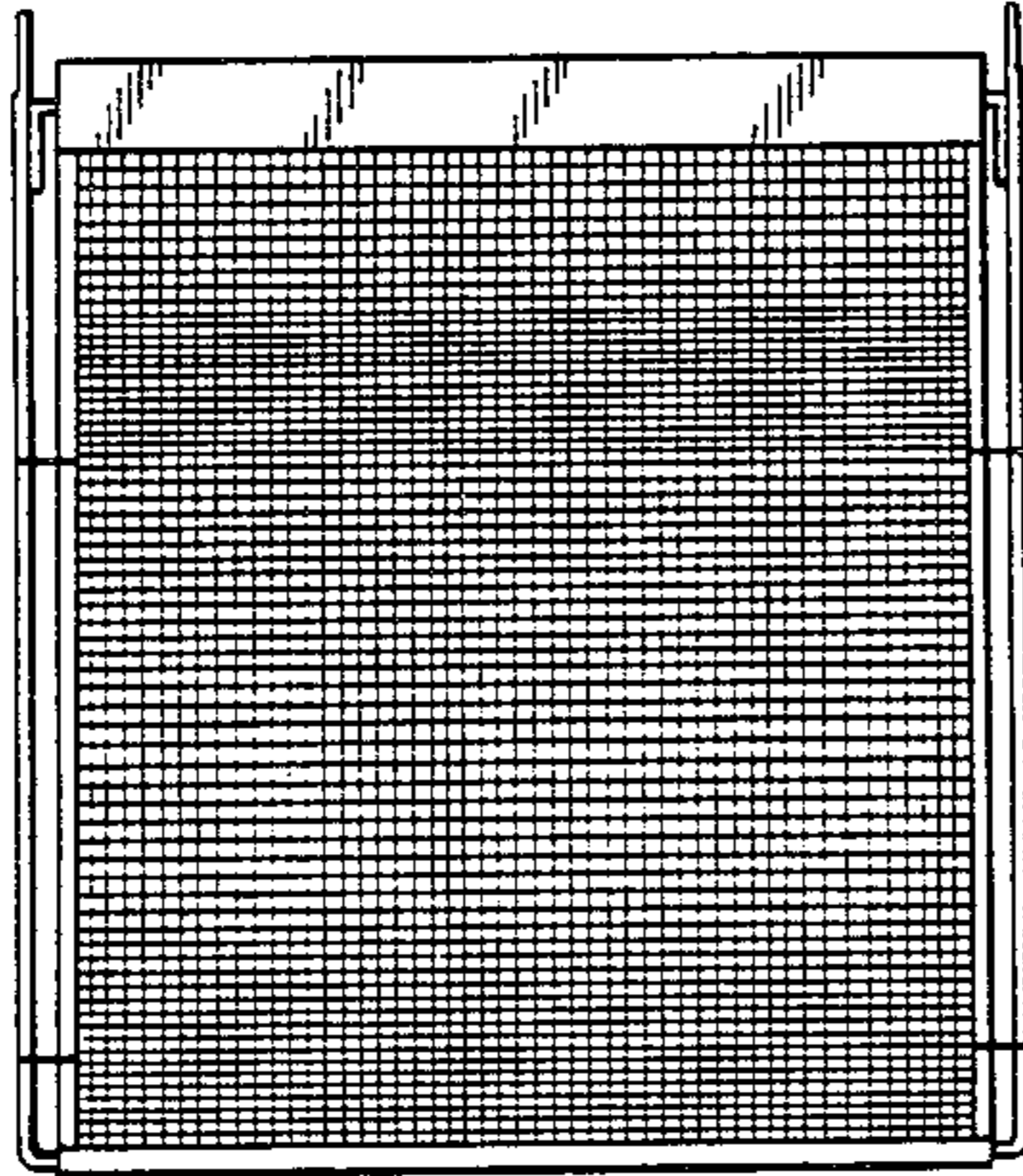


FIG. 4




FIG. 5

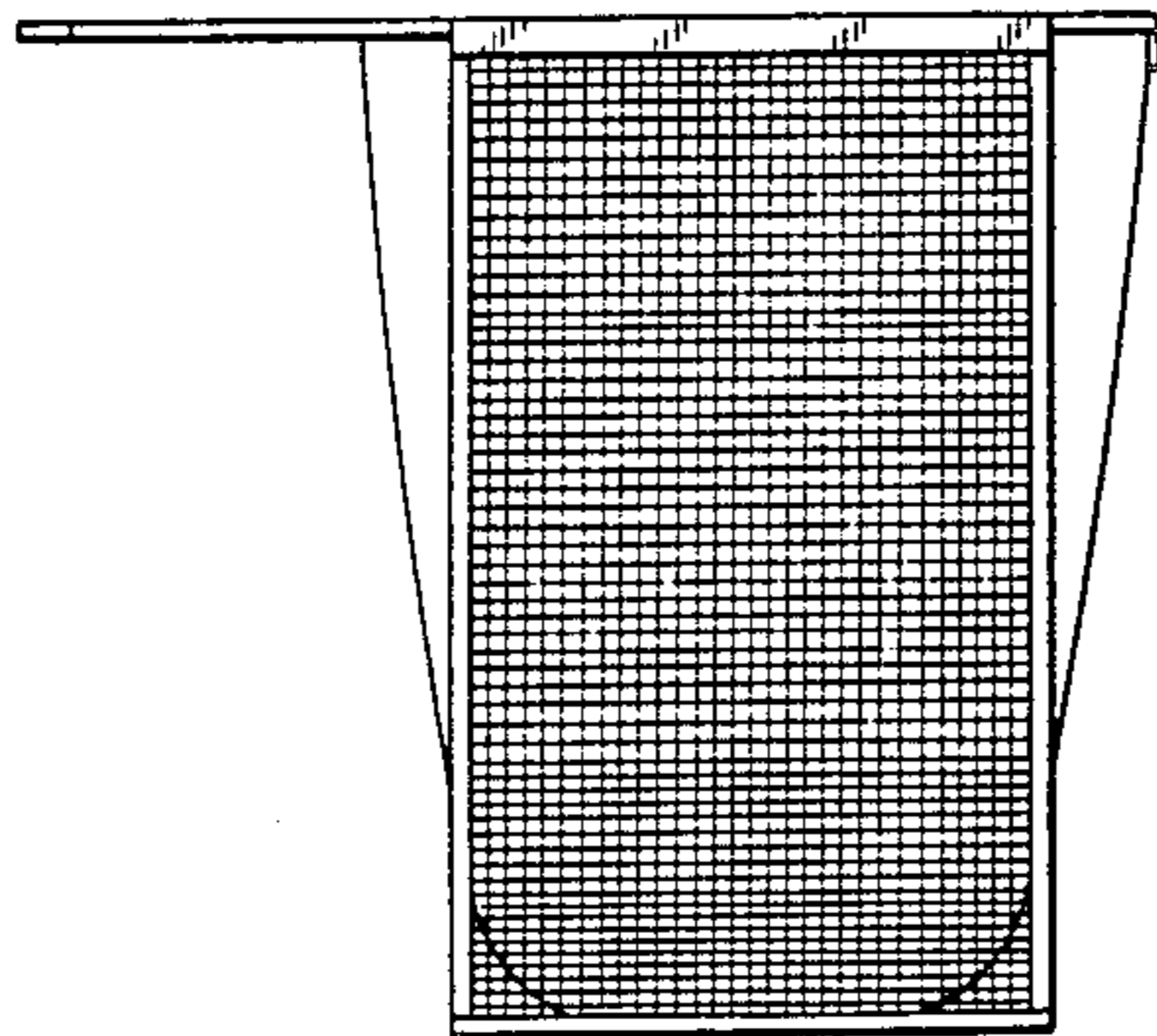


FIG. 6

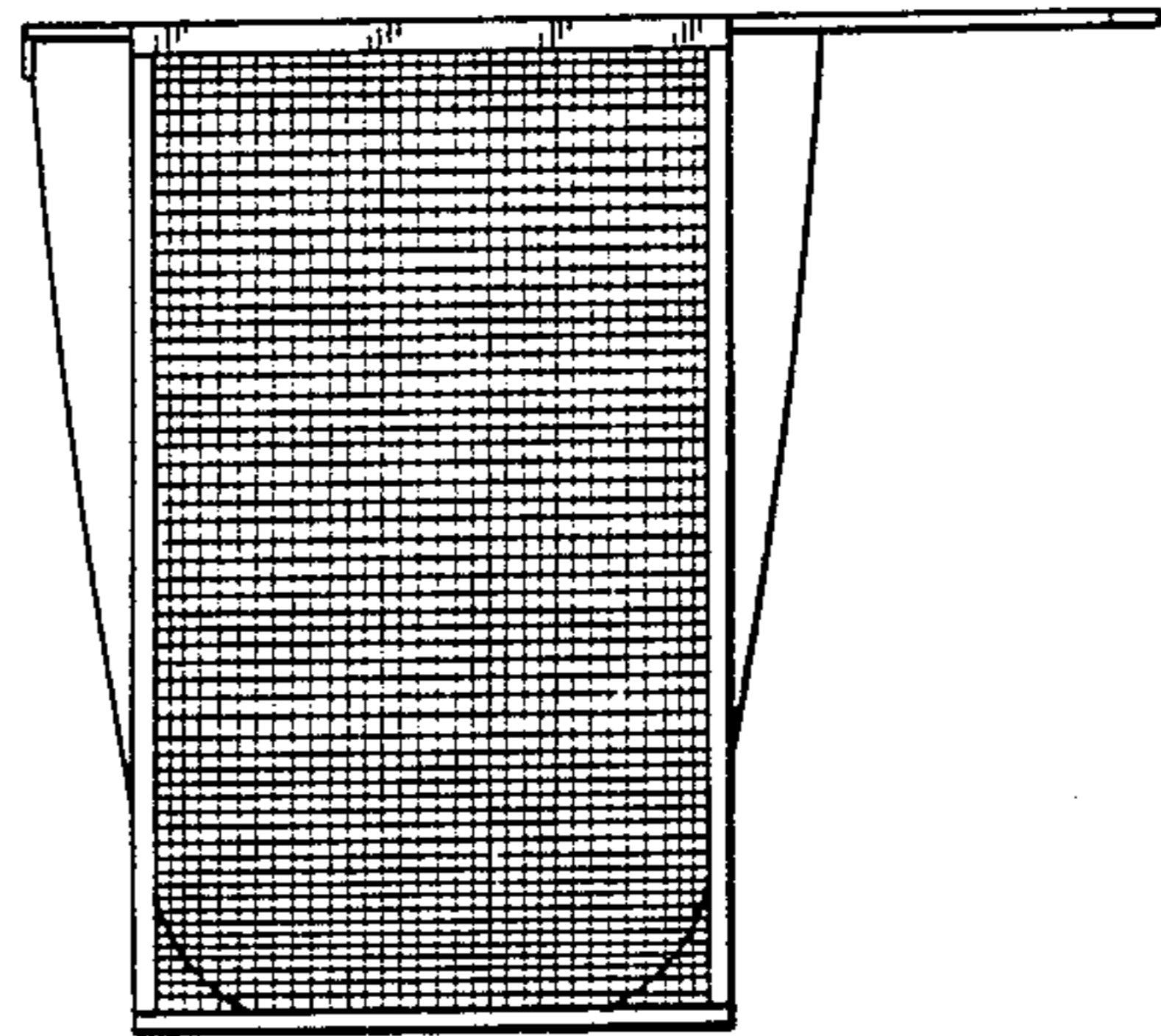


FIG. 7

