

[54] **COMBINATION TELEPHONE HANDSET
 AND ITS STAND WITH LOUD SPEAKER**

[75] **Inventor: William E. Jamison, St. Louis, Mo.**
 [73] **Assignee: A G Edwards & Sons, Inc., St. Louis,
 Mo. ; a part interest**

[**] **Term: 14 Years**

[21] **Appl. No.: 939,448**

[22] **Filed: Dec. 8, 1986**

[52] **U.S. Cl. D14/53; D14/62;
 D14/57; D14/52**

[58] **Field of Search D14/52, 53, 63, 60,
 D14/62; D21/111; 446/140-141; 379/428, 419,
 436, 440, 434**

[56] **References Cited**

U.S. PATENT DOCUMENTS

D. 106,322	10/1937	Nelson	D14/12
D. 142,843	11/1945	Deakin	379/436
D. 175,718	10/1955	Ford	D21/111
D. 229,837	1/1974	Genaro et al.	D14/63
D. 260,769	9/1981	Thomas	D21/111
1,894,016	1/1933	Blount	379/436
3,594,941	7/1971	Barcus et al.	446/142
4,237,650	12/1980	Goldfarb	446/141

FOREIGN PATENT DOCUMENTS

445877	6/1927	Fed. Rep. of Germany	379/419
455239	1/1928	Fed. Rep. of Germany	379/419
0279763	6/1934	Italy	379/436
139861	2/1919	United Kingdom	379/436
459862	1/1937	United Kingdom	D14/53 X

OTHER PUBLICATIONS

Gerber Toy Line; 300 Talk-Back Phone.

Primary Examiner—Wallace R. Burke

Assistant Examiner—Horace B. Fay

Attorney, Agent, or Firm—Kalish & Gilster

[57] **CLAIM**

The ornamental design for a combination telephone handset and its stand with loud speaker, as shown and described.

DESCRIPTION

FIG. 1 is a left side, top and front perspective view of a combination telephone handset and its stand with loud speaker showing my new design;
 FIG. 2 is a left side elevational view thereof, the side opposite being substantially a mirror image thereof;
 FIG. 3 is a rear elevational view thereof; and,
 FIG. 4 is a bottom plan view thereof.
 The showing of cords in fragmentary form is for ease of illustration.




FIG. 1

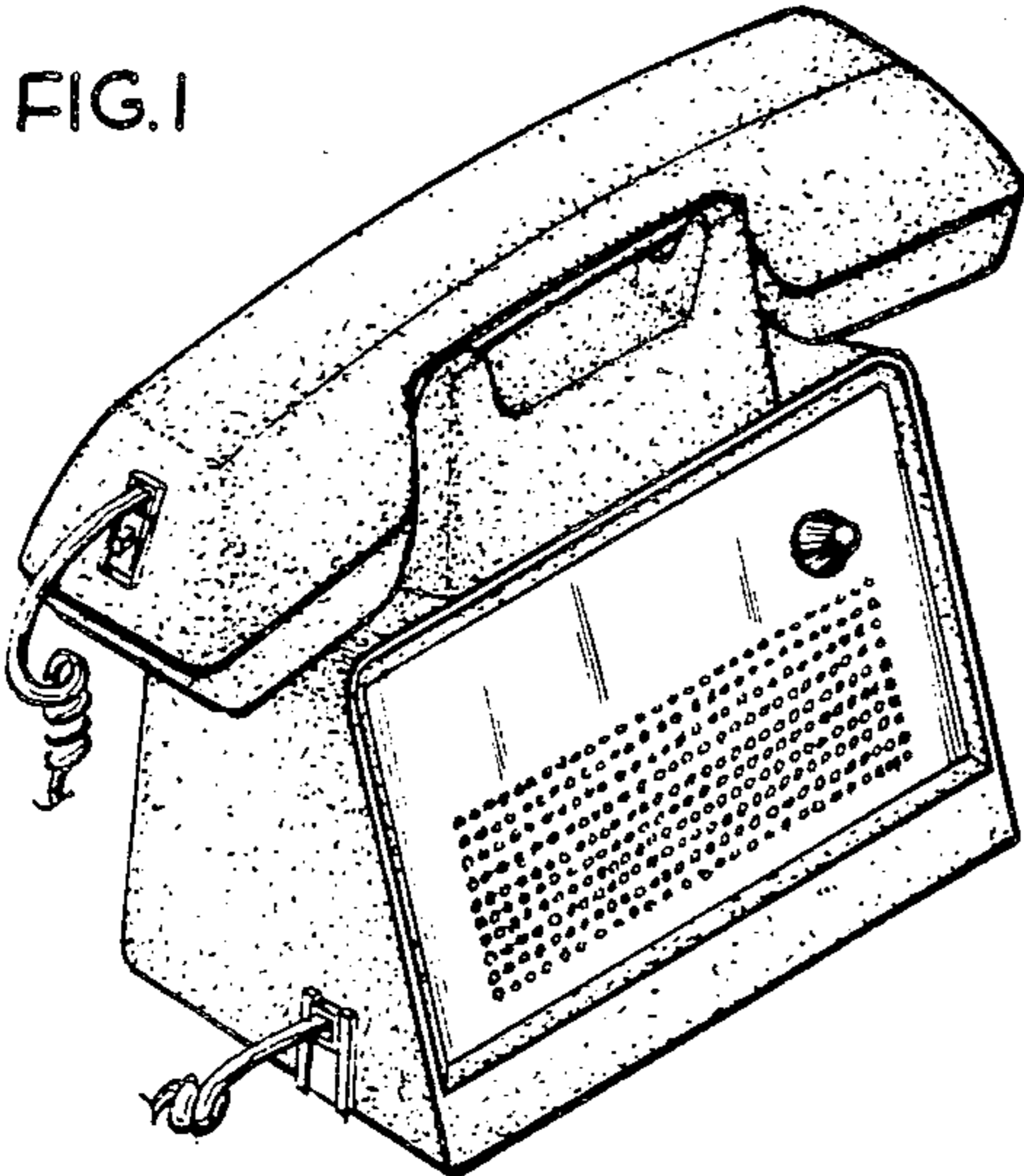


FIG. 2

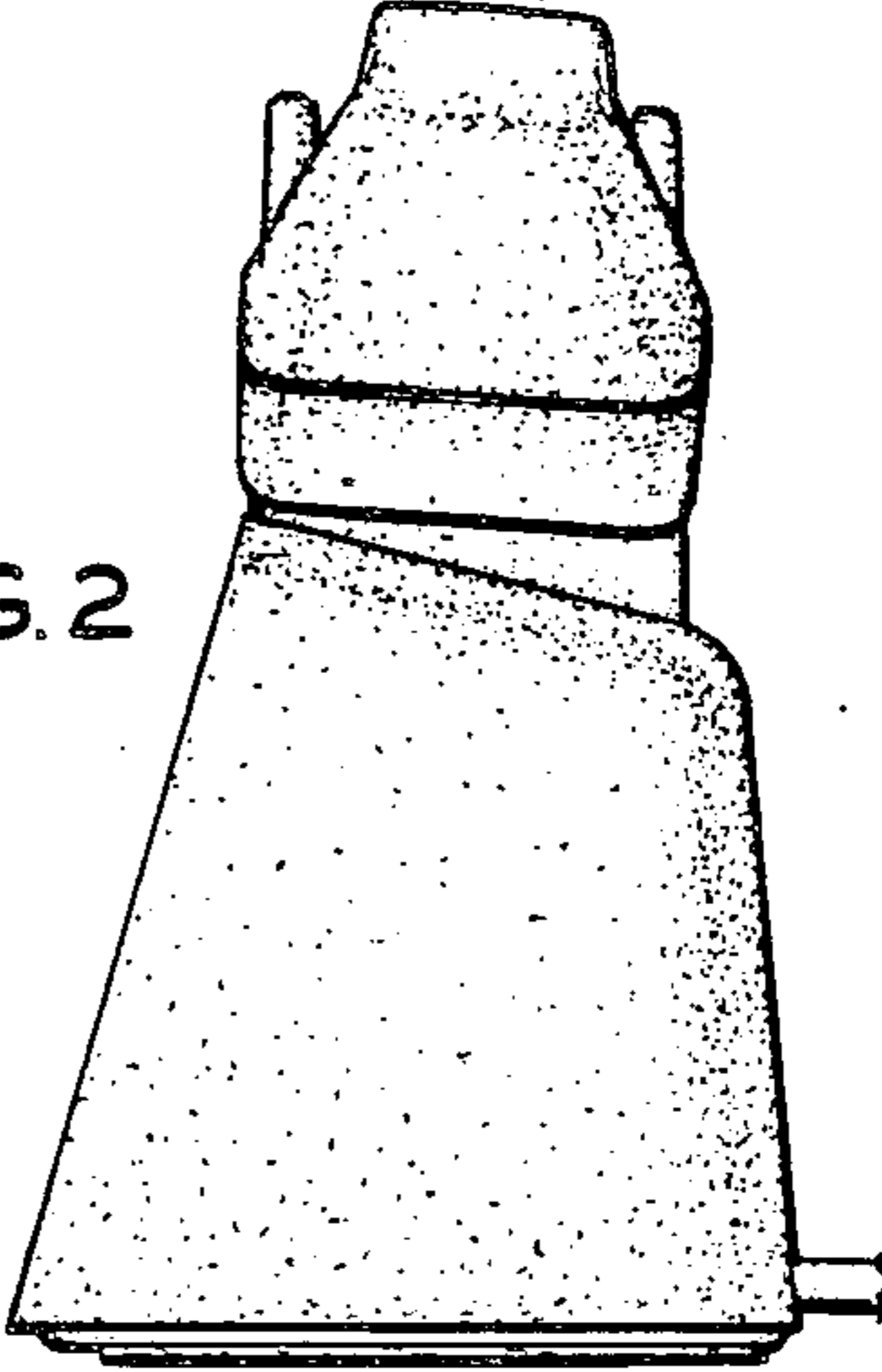


FIG. 3

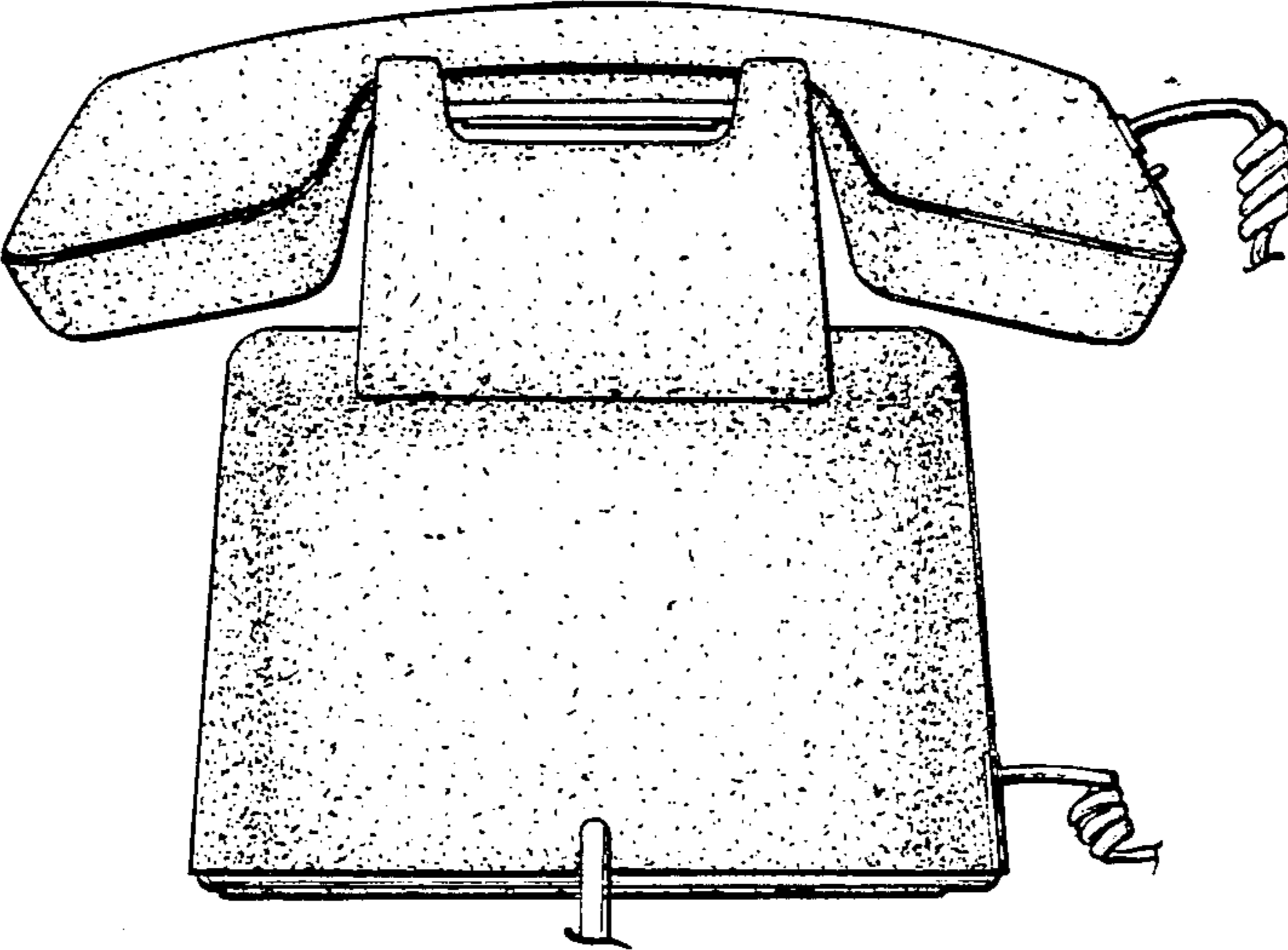


FIG. 4

