

[54] PUNCH

[76] Inventor: Klaus Friedrich, 99 Parliament Road, Macquarie Fields, New South Wales 2564, Australia

[**] Term: 14 Years

[21] Appl. No.: 593,478

[22] Filed: Mar. 26, 1984

[30] Foreign Application Priority Data

Oct. 24, 1983 [AU] Australia 5444/83
[52] U.S. Cl. D8/47; D8/98
[58] Field of Search D8/47, 14; 254/104; 30/358, 367, 366; 125/23 R

[56] References Cited

U.S. PATENT DOCUMENTS

374,574 12/1887 Bentley 254/104
1,020,040 3/1912 Jenkins et al. D8/47 X
2,013,758 9/1935 Livermore 30/366 X
2,487,542 11/1949 Haff 30/358 X
3,040,421 6/1962 Race 254/104 X
3,879,848 4/1975 Murphy 30/366
4,355,466 10/1982 Quiring 30/358

FOREIGN PATENT DOCUMENTS

321066 5/1920 Fed. Rep. of Germany 30/366
372994 4/1923 Fed. Rep. of Germany 30/366
925423 3/1955 Fed. Rep. of Germany 254/104


Primary Examiner—Susan J. Lucas
Assistant Examiner—C. E. Helfin
Attorney, Agent, or Firm—Welsh & Katz, Ltd.

[57] CLAIM

The ornamental design for a punch, as shown and described.

DESCRIPTION

FIG. 1 is a perspective view of the punch showing my new design;
FIG. 2 is a top plan view thereof;
FIG. 3 is a bottom plan view thereof;
FIG. 4 is a front elevational view thereof, the rear view being identical;
FIG. 5 is a side elevational view thereof, the opposite side being identical;
FIG. 6 is a perspective view of the punch showing a second embodiment of my new design;
FIG. 7 is a top plan view thereof;
FIG. 8 is a bottom plan view thereof;
FIG. 9 is a front elevational view thereof, the rear view being identical;
FIG. 10 is a side elevational view thereof, the opposite side being identical.



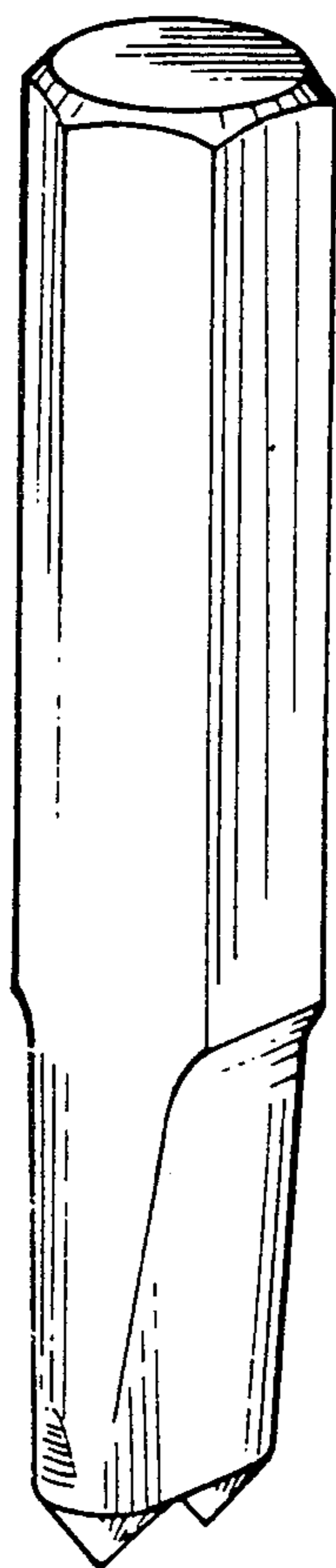


FIG 1




FIG 6

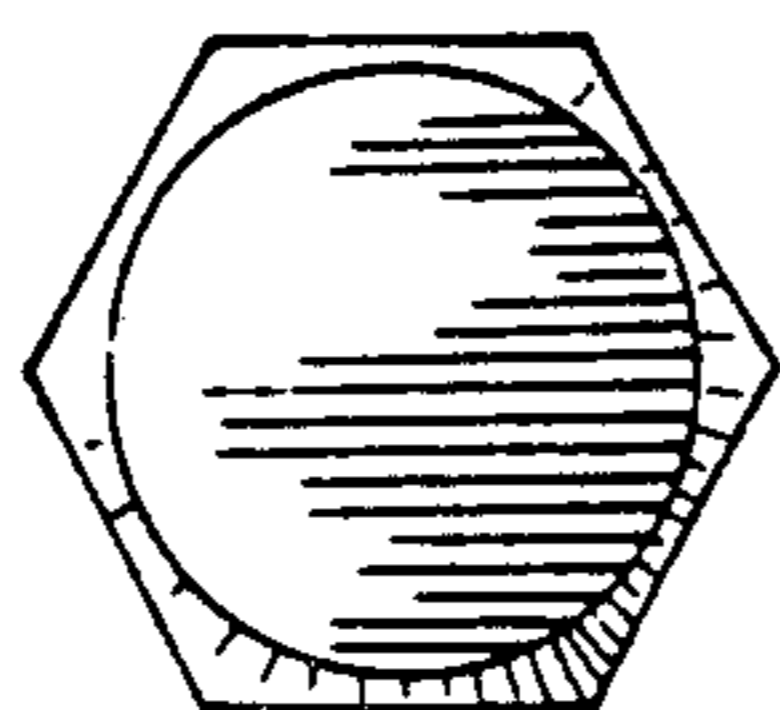


FIG 2

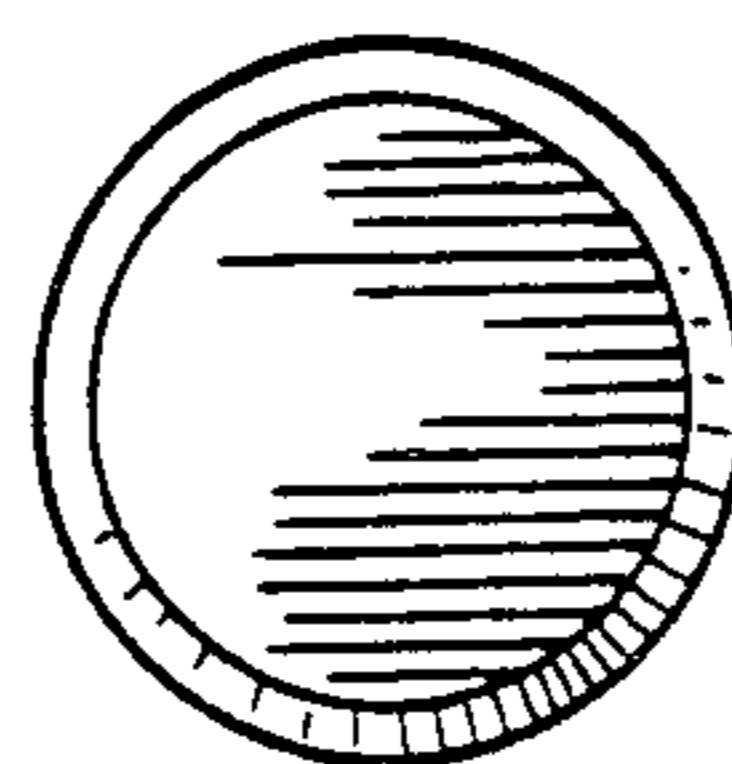


FIG 7

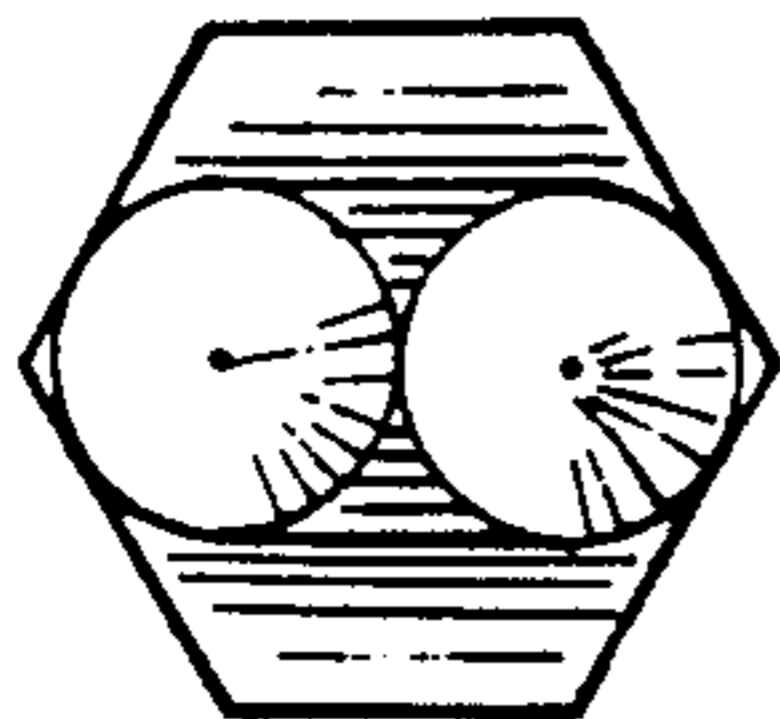


FIG 3




FIG 8




FIG 4




FIG 5




FIG 9




FIG 10