

[54] **SHOE UPPER**
 [75] **Inventor: Lawrence Selbiger, Portland, Oreg.**
 [73] **Assignee: Avia Group International, Inc., Portland, Oreg.**
 [**] **Term: 14 Years**
 [21] **Appl. No.: 8,399**
 [22] **Filed: Jan. 29, 1987**
 [52] **U.S. Cl. D2/314; D2/308**
 [58] **Field of Search D2/309-314, D2/320, 308; 36/31, 30 R, 114, 59 C**

4,204,346 5/1980 Fugere 36/45 X
 4,245,408 1/1981 Larsen et al. 36/114 X
 4,459,765 7/1984 Power 36/88
 4,611,412 9/1986 Cohen 36/25 R X

OTHER PUBLICATIONS

Reebok Instructor 5000.
 Pro Keds catalogue, 1975, Cheetah.
 Footwear Nwes, Oct. 7, 1985.
 Shape, Aug. 1986, p. 59.

Primary Examiner—Louis S. Zarfes
Attorney, Agent, or Firm—Saidman, Sterne Kessler & Goldstein

[56] **References Cited**

U.S. PATENT DOCUMENTS

D. 125,426 2/1941 Pick D2/313
 D. 208,393 8/1967 Onitsuka D2/311
 D. 223,329 4/1972 Oshima D2/310
 D. 226,883 5/1973 Babicka D2/310
 D. 227,821 7/1973 Askew D2/309
 D. 232,200 7/1974 Imohara D2/311
 D. 240,470 7/1976 Ford D2/309
 D. 261,446 10/1981 Schmohl D2/309
 D. 276,190 11/1984 Hess D2/309
 3,583,081 6/1971 Hayashi 36/45
 4,107,858 8/1978 Bowerman et al. 36/32 R X

[57] **CLAIM**

The ornamental design for a shoe upper, as shown and described.

DESCRIPTION

FIG. 1 is a left side elevational view of a shoe upper showing my new design the broken line showing of a shoe sole and the area within is environmental only and forms no part of the claimed design;
 FIG. 2 is a right side elevational view thereof;
 FIG. 3 is a top plan view thereof;
 FIG. 4 is a front elevational view thereof; and
 FIG. 5 is a rear elevational view thereof.

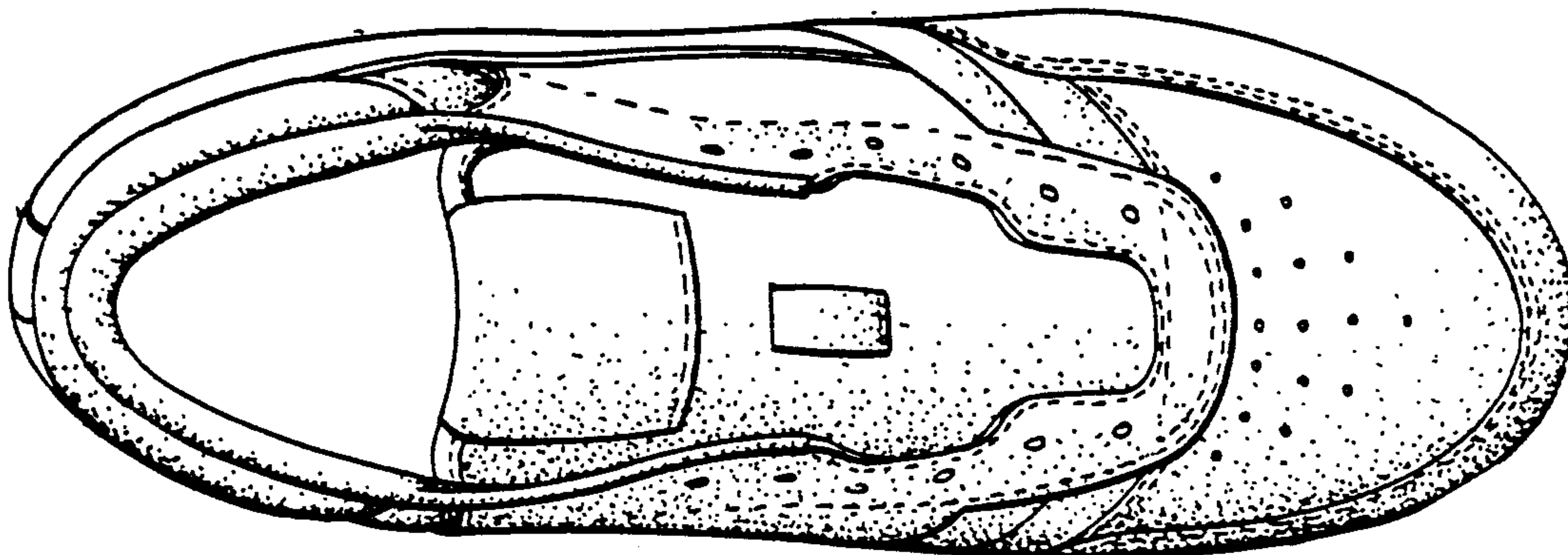



FIG. 1




FIG. 2

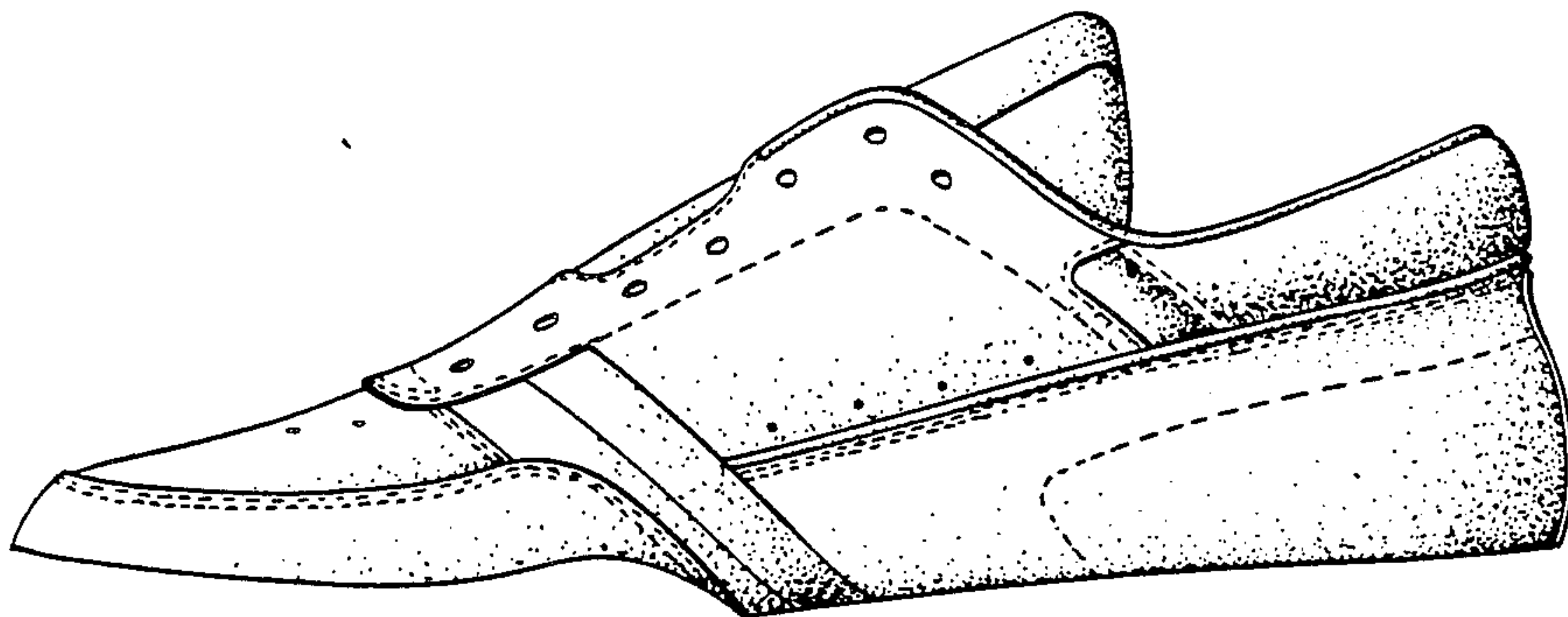


FIG. 3

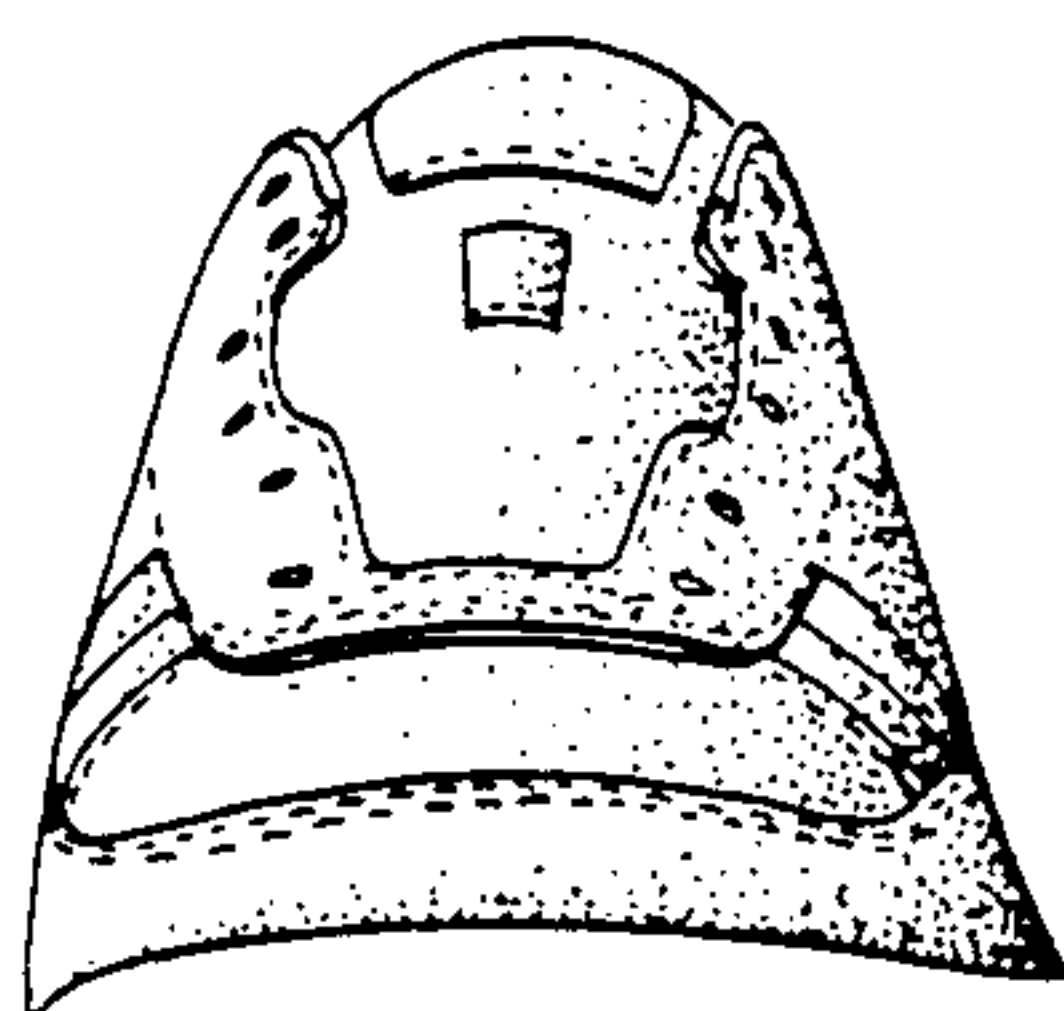
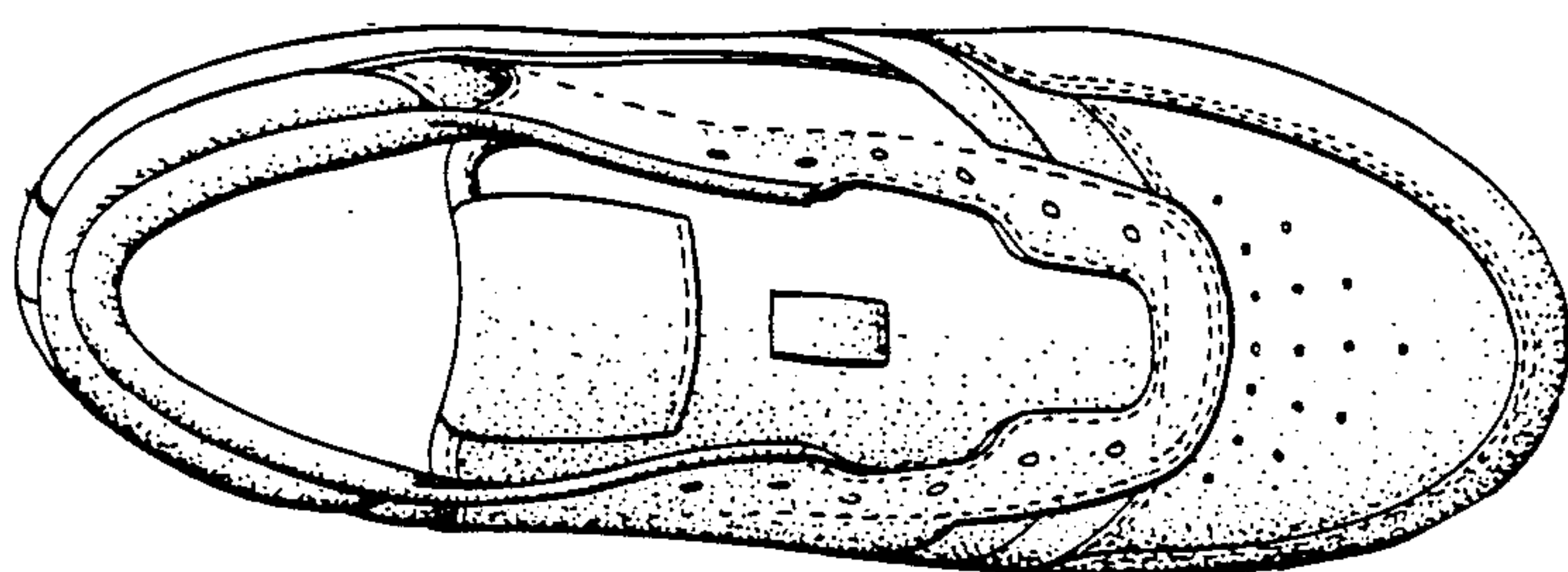


FIG. 4

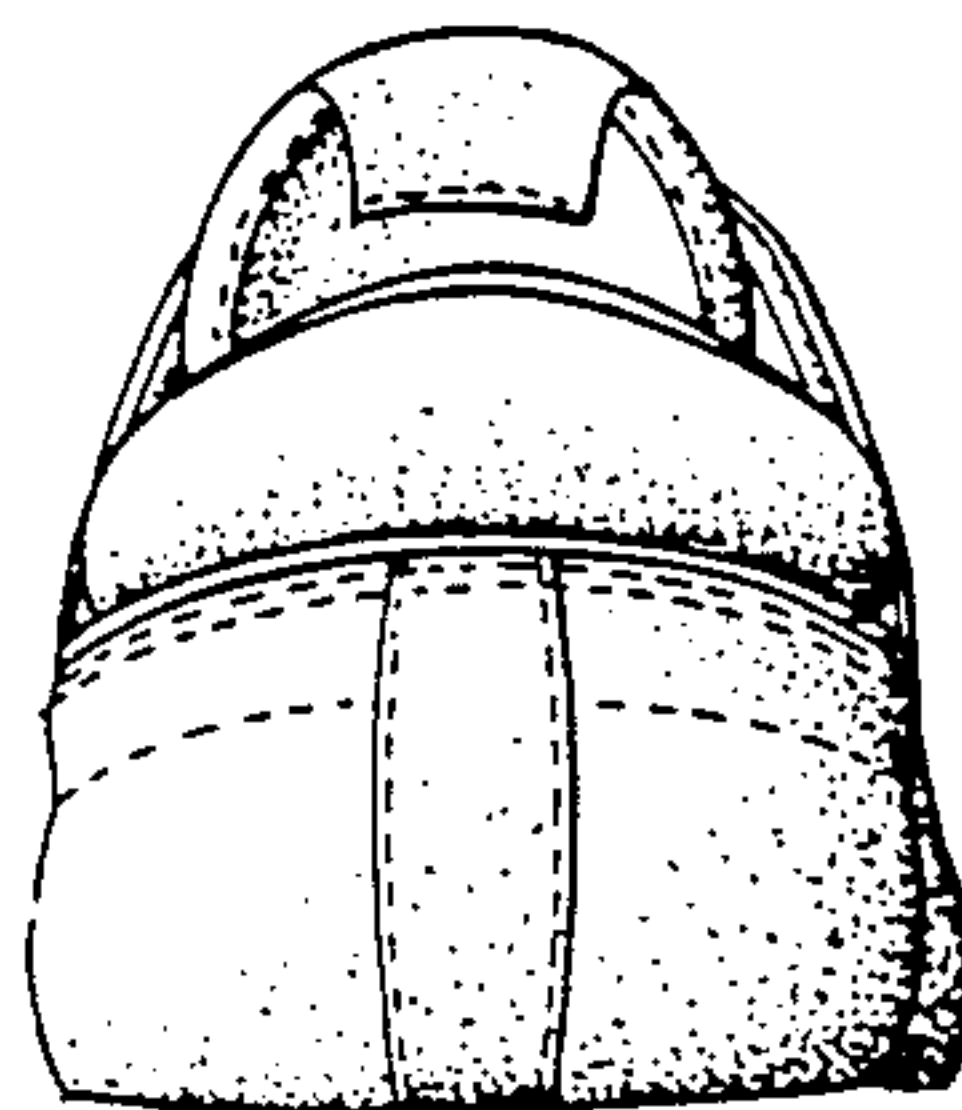


FIG. 5