

United States Patent [19]

Sundberg et al.

[11] Patent Number: **Des. 293,879**

[45] Date of Patent: **** Jan. 26, 1988**

[54] **STRIKE PLATE**

[75] Inventors: **Bo Sundberg; Hans Jonason**, both of Sundsvall, Sweden

[73] Assignee: **Sune Sandh Marketing HB**, Eskilstuna, Sweden

[**] Term: **14 Years**

[21] Appl. No.: **726,339**

[22] Filed: **Apr. 23, 1985**

[30] **Foreign Application Priority Data**

Oct. 24, 1984 [SE] Sweden 84-2844

[52] U.S. CL **D8/343**

[58] Field of Search **D8/343-345; 292/340-341.19, DIG. 40, DIG. 55**

[56] **References Cited**

U.S. PATENT DOCUMENTS

2,153,080 4/1939 Flora 292/341.19

3,241,873 3/1966 Russell et al. 292/341.18 X
4,024,739 5/1977 Kaufman 292/341.19 X

OTHER PUBLICATIONS

Schlage catalogue (1984), p. 59, #10-057 Rabbeted Deadbolt Strike—Series B.

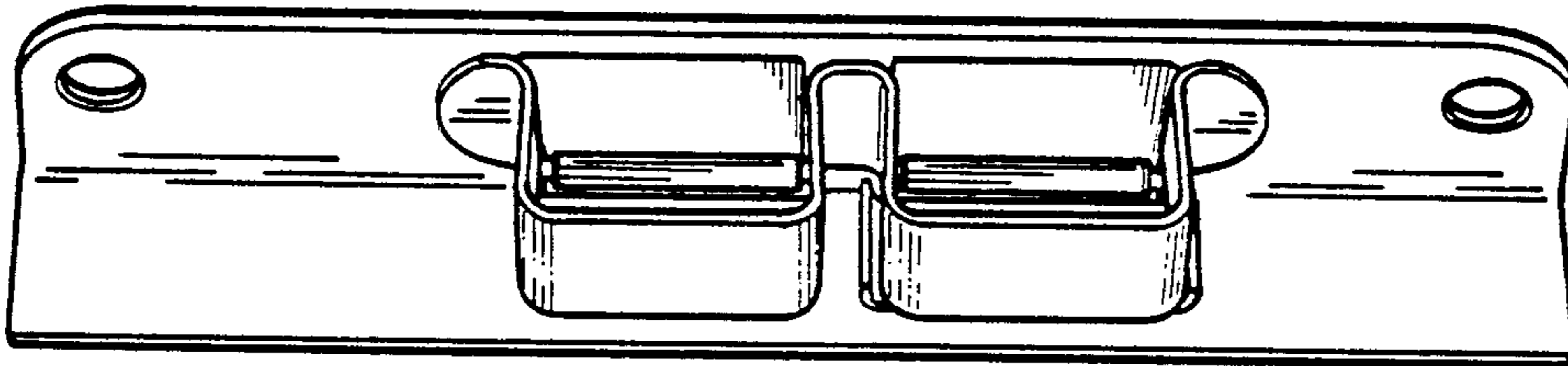

Primary Examiner—Wallace R. Burke
Assistant Examiner—Brian N. Vinson
Attorney, Agent, or Firm—Larson and Taylor

[57] CLAIM

The ornamental design for a strike plate, as shown and described.

DESCRIPTION

FIG. 1 is a front and right side perspective view of a strike plate showing our new design;
FIG. 2 is a right side elevational view thereof;
FIG. 3 is a rear and left side perspective view thereof; and
FIG. 4 is a top plan view thereof, the bottom being substantially similar in appearance.






FIG 1



FIG 2

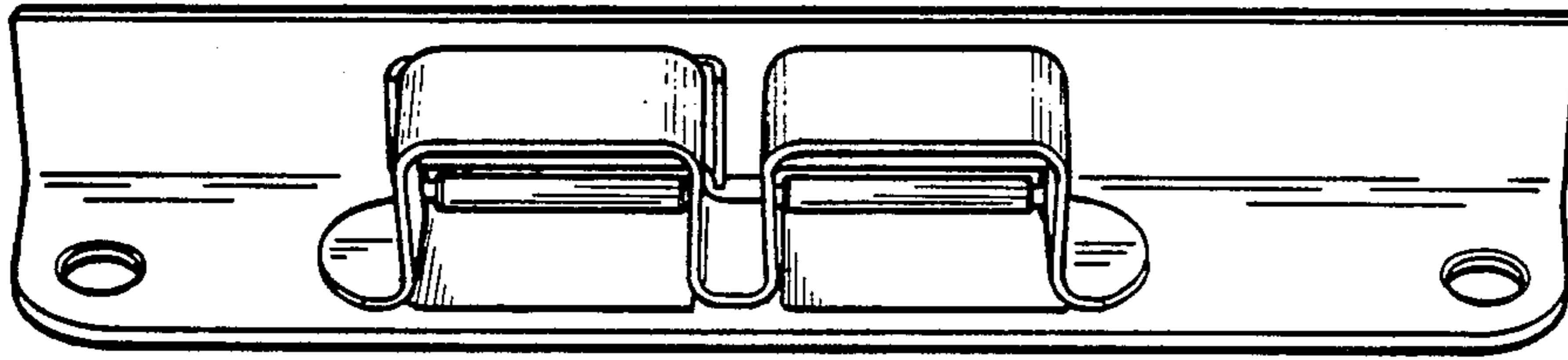


FIG 3

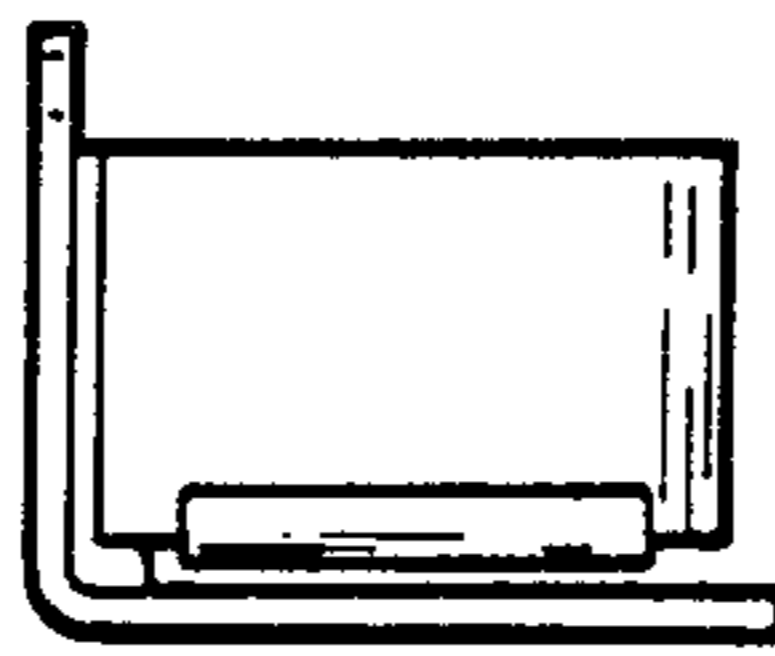


FIG 4