

[54] LOCKING BOLT UNIT FOR SECURING WINDOWS AND DOORS

[75] Inventor: Edward Kayser, Croydon, Australia

[73] Assignee: Lok-Safe Distributors Pty. Ltd., New South Wales, Australia

[**] Term: 14 Years

[21] Appl. No.: 749,013

[22] Filed: Jun. 26, 1985

[30] Foreign Application Priority Data

Jan. 14, 1985 [AU] Australia 0082/85

[52] U.S. Cl. D8/339

[58] Field of Search D8/330-346; 292/2, 137, 169.14, 169.18, 183, 189, DIG. 44, DIG. 53, DIG. 55; 70/57, 71, 77, 81, 100, 127, 134, 139, 156, 488, DIG. 20, DIG. 26

[56] References Cited

U.S. PATENT DOCUMENTS

- D. 228,620 10/1973 Hawkins et al. D8/332
- D. 272,041 1/1984 Harris et al. D8/330
- 4,066,284 1/1978 Ikemura 292/DIG. 46 X

4,482,177 11/1984 Nagy 292/150 X

FOREIGN PATENT DOCUMENTS

87724 9/1982 Australia .

OTHER PUBLICATIONS

Home Security, p. 29 (bottom left corner, "Deadbolt Lock") 1979.


Primary Examiner—Wallace R. Burke
Assistant Examiner—Brian N. Vinson
Attorney, Agent, or Firm—Ladas & Parry

[57] CLAIM

The ornamental design for a locking bolt unit for securing windows and doors, as shown.

DESCRIPTION

FIG. 1 is a left side elevational view of a locking bolt unit for securing windows and doors showing my new design;
FIG. 2 is a rear elevational view thereof;
FIG. 3 is a right side elevational view thereof;
FIG. 4 is a bottom plan view thereof;
FIG. 5 is a top plan view thereof;
FIG. 6 is a front elevational view thereof; and
FIG. 7 is a top perspective view thereof.



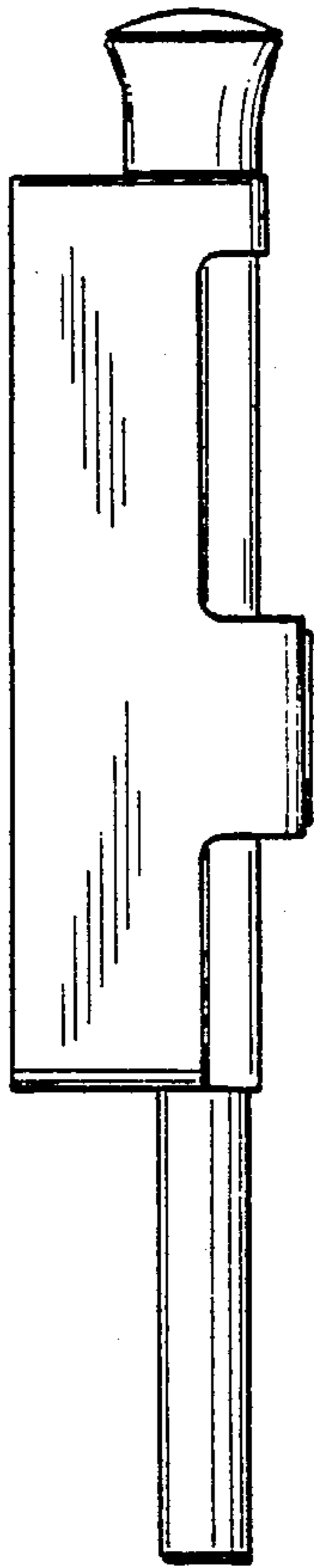


FIG. 1




FIG. 2

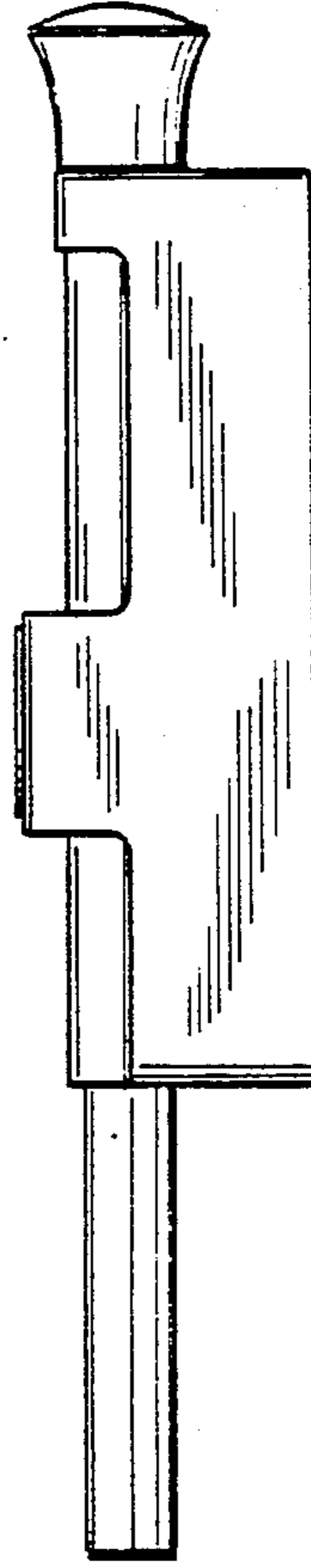


FIG. 3

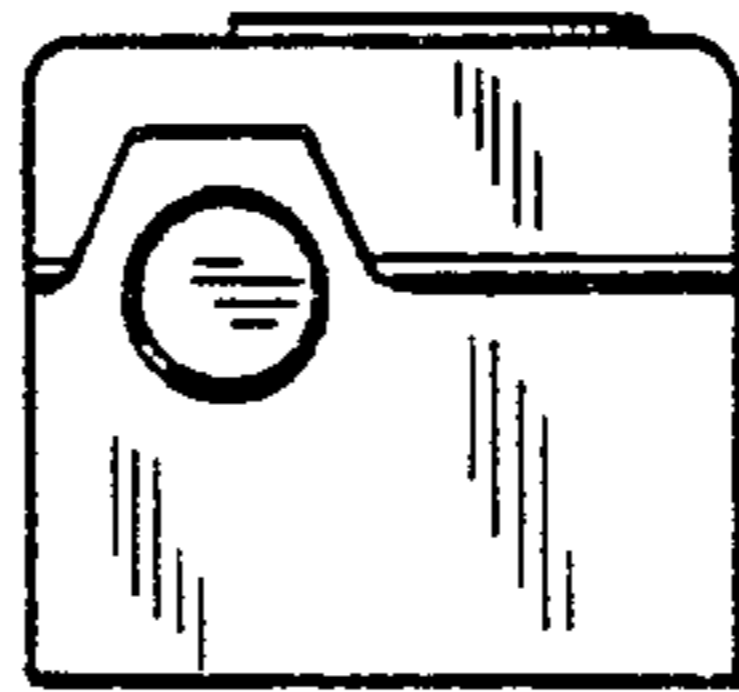


FIG. 4




FIG. 7

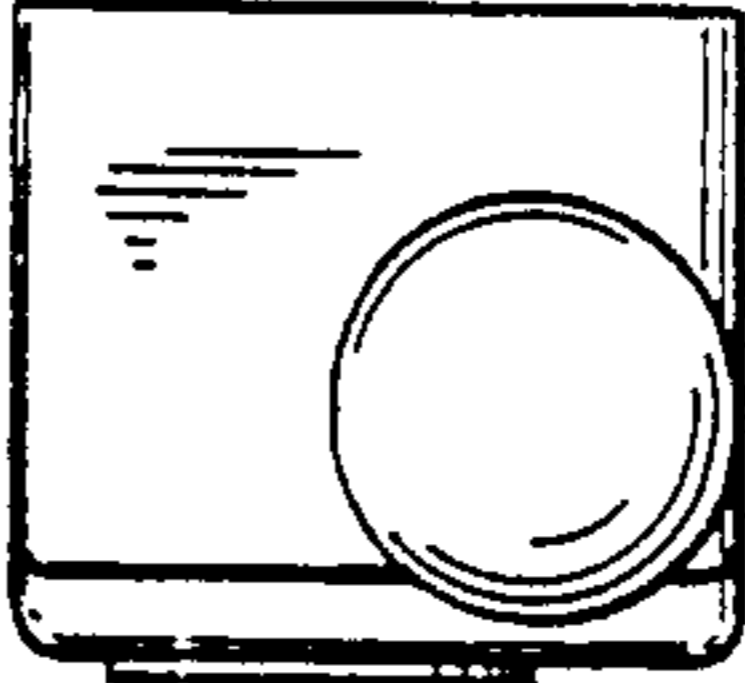


FIG. 5

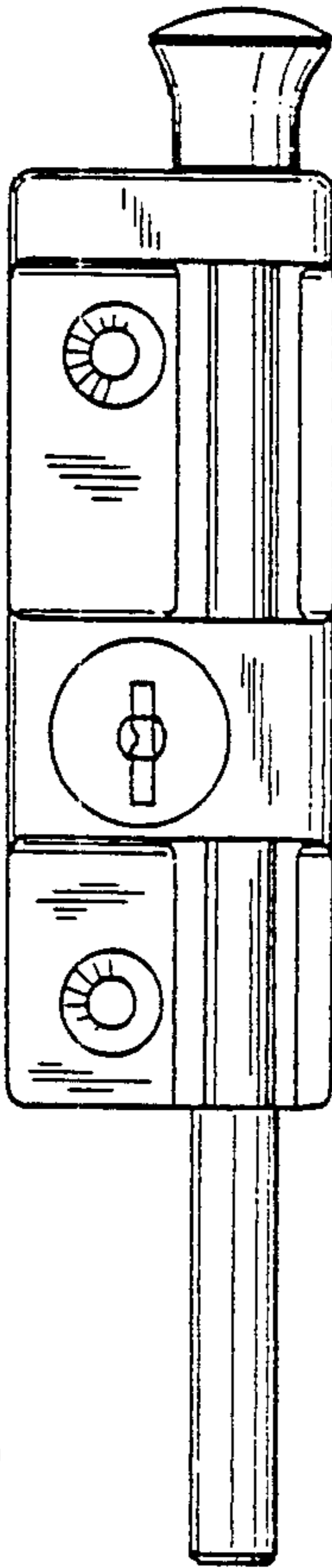


FIG. 6