

[54] **STRAP HINGE**

[75] **Inventor: Ernest F. Thomson, Jupiter, Fla.**

[73] **Assignee: The Stanley Works, New Britain, Conn.**

[\*\*] **Term: 14 Years**

[21] **Appl. No.: 59,386**

[22] **Filed: Jun. 8, 1987**

**Related U.S. Application Data**

[62] **Division of Ser. No. 765,203, Aug. 13, 1985.**  
[52] **U.S. Cl. .... D8/328**  
[58] **Field of Search .... D8/323, 327, 328;  
16/221, 387**

[56] **References Cited**

**U.S. PATENT DOCUMENTS**

D. 183,582 9/1958 Shelton ..... D8/328  
D. 258,417 3/1981 Kowalski ..... D8/327  
527,975 10/1894 Hart ..... 16/387.

**OTHER PUBLICATIONS**

American Handicrafts cat. 59; Winter 1972; p. 35; Hinge I.  
Brasses by Ball and Ball; p. 11; Hinge H-7.

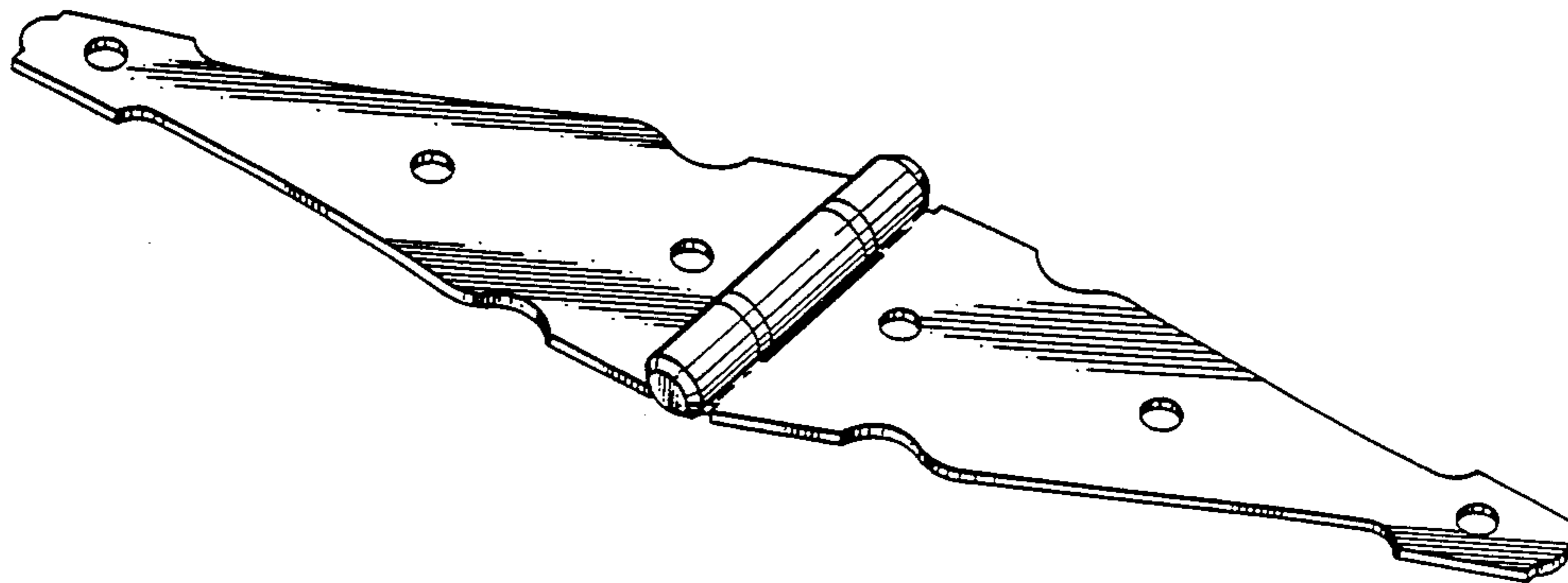
*Primary Examiner*—B. J. Bullock

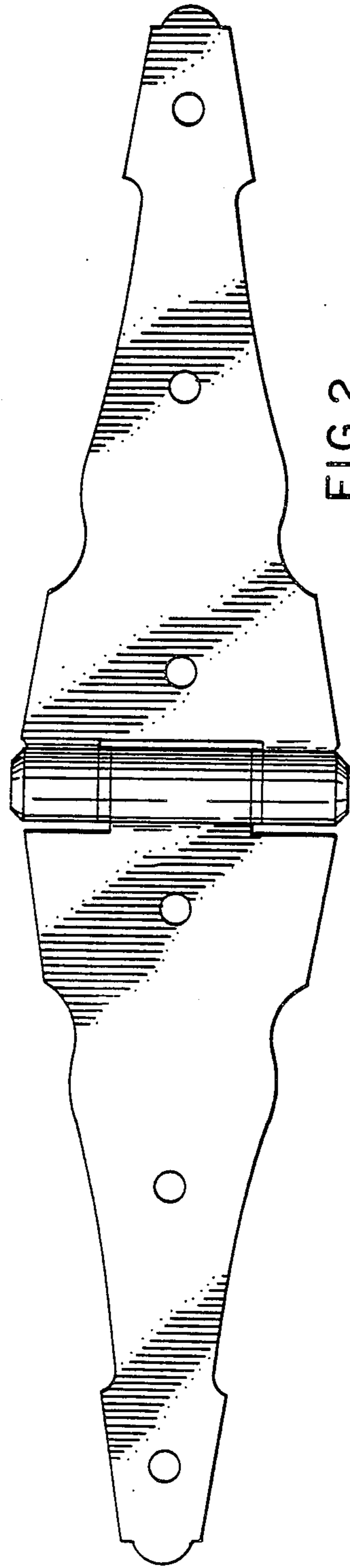
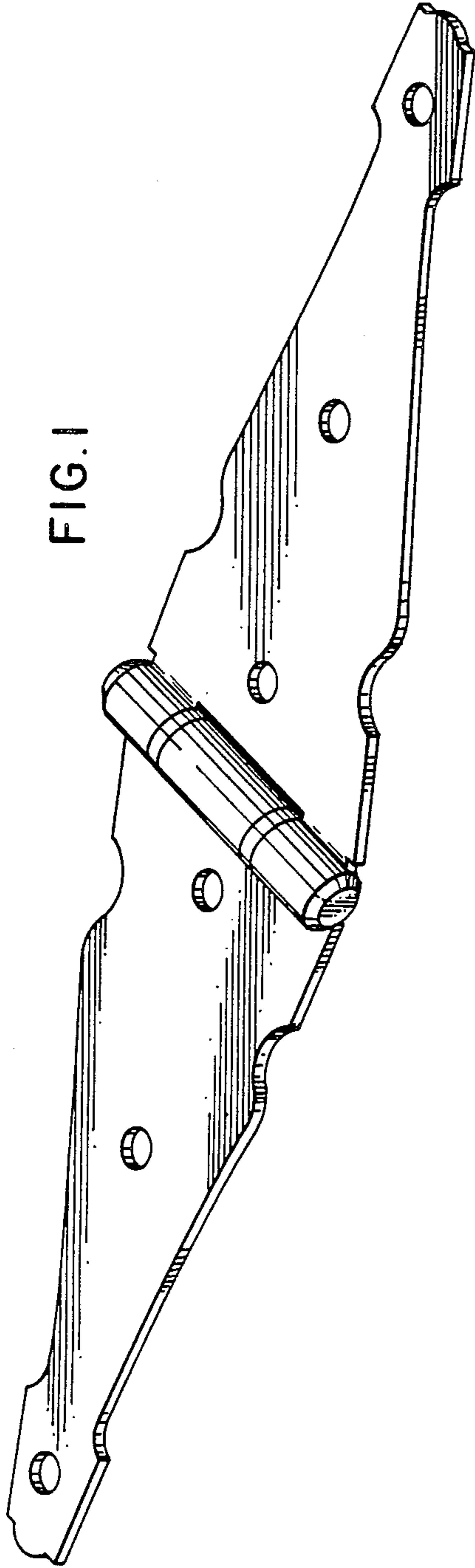
[57] **CLAIM**

The ornamental design for a strap hinge, as shown.

**DESCRIPTION**

FIG. 1 is a perspective view of a strap hinge showing my new design;  
FIG. 2 is a top view thereof;  
FIG. 3 is a bottom view thereof;  
FIG. 4 is an edge view taken from the bottom of FIG. 1, the top edge being a mirror image;  
FIG. 5 is an end view thereof, both ends being identical.





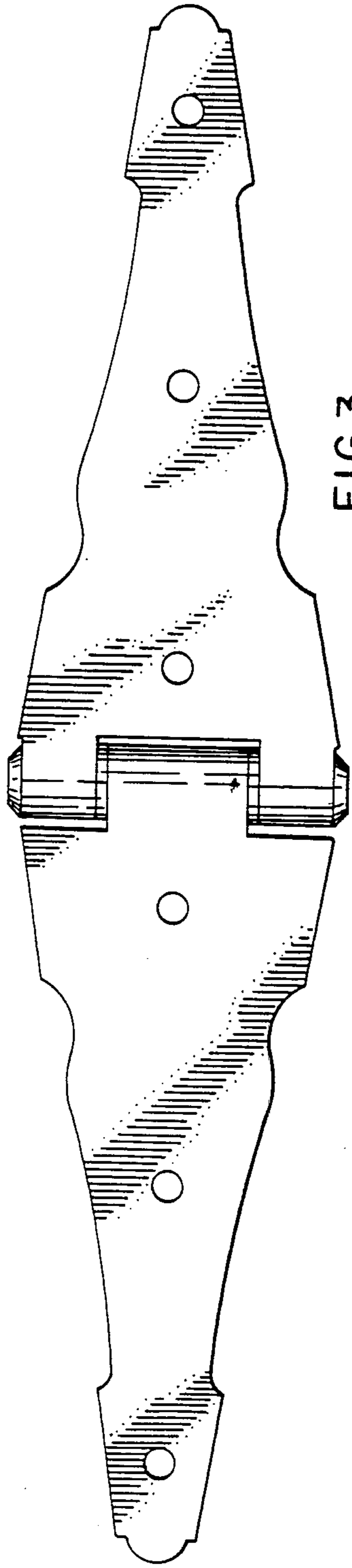


FIG. 3

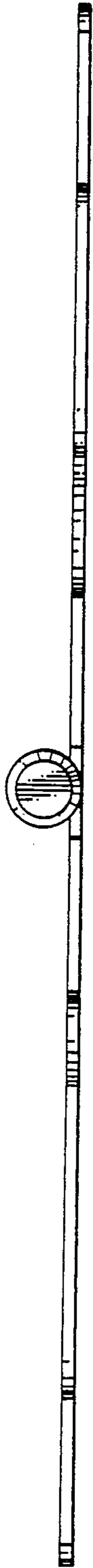


FIG. 4



FIG. 5