

[54] TELEPHONE ANSWERING UNIT

[75] Inventor: Arthur T. Martinez, Long Beach, Calif.

[73] Assignee: Fortel Corporation, Compton, Calif.

[\*\*] Term: 14 Years

[21] Appl. No.: 779,206

[22] Filed: Sep. 23, 1985

[52] U.S. Cl. .... D14/4; D14/52; D14/60

[58] Field of Search ..... D14/52, 4, 53, 57, 60, D14/62, 63; 179/179, 100 L, 100 R, 100 D, 101, 102, 103

[56] References Cited

U.S. PATENT DOCUMENTS

- D. 227,784 7/1973 Janda et al. .... D14/4
- D. 238,585 1/1976 Derwood ..... D14/52 X
- D. 262,207 12/1981 Kaczkos ..... D14/64 X
- D. 266,162 9/1982 Martinez ..... D14/4
- D. 267,007 11/1982 Chiou ..... D14/53 X
- D. 279,372 6/1985 Baba et al. .... D14/4 X

- D. 282,655 2/1986 Kaker et al. .... D14/4
- D. 283,614 4/1986 Somaschini ..... D14/63 X
- D. 284,368 6/1986 Stonsbury, Jr. .... D14/4
- D. 285,554 9/1986 Beaumont et al. .... D14/52
- D. 286,404 10/1986 Skigen et al. .... D14/63


Primary Examiner—Wallace R. Burke  
Assistant Examiner—Horace B. Fay  
Attorney, Agent, or Firm—Paul R. Wylie

[57] CLAIM

The ornamental design for a telephone answering unit, as shown and described.

DESCRIPTION

FIG. 1 is a front, top and right side perspective view of a telephone answering unit showing my new design; FIG. 2 is a top plan view thereof; FIGS. 3 and 4 are respectively left and right side elevational views thereof; FIG. 5 is a front elevational view thereof; FIG. 6 is a rear elevational view thereof; and FIG. 7 is a bottom plan view thereof. The showing of a cord in fragmentary form in FIG. 6 is to indicate indeterminate length and for ease of illustration.



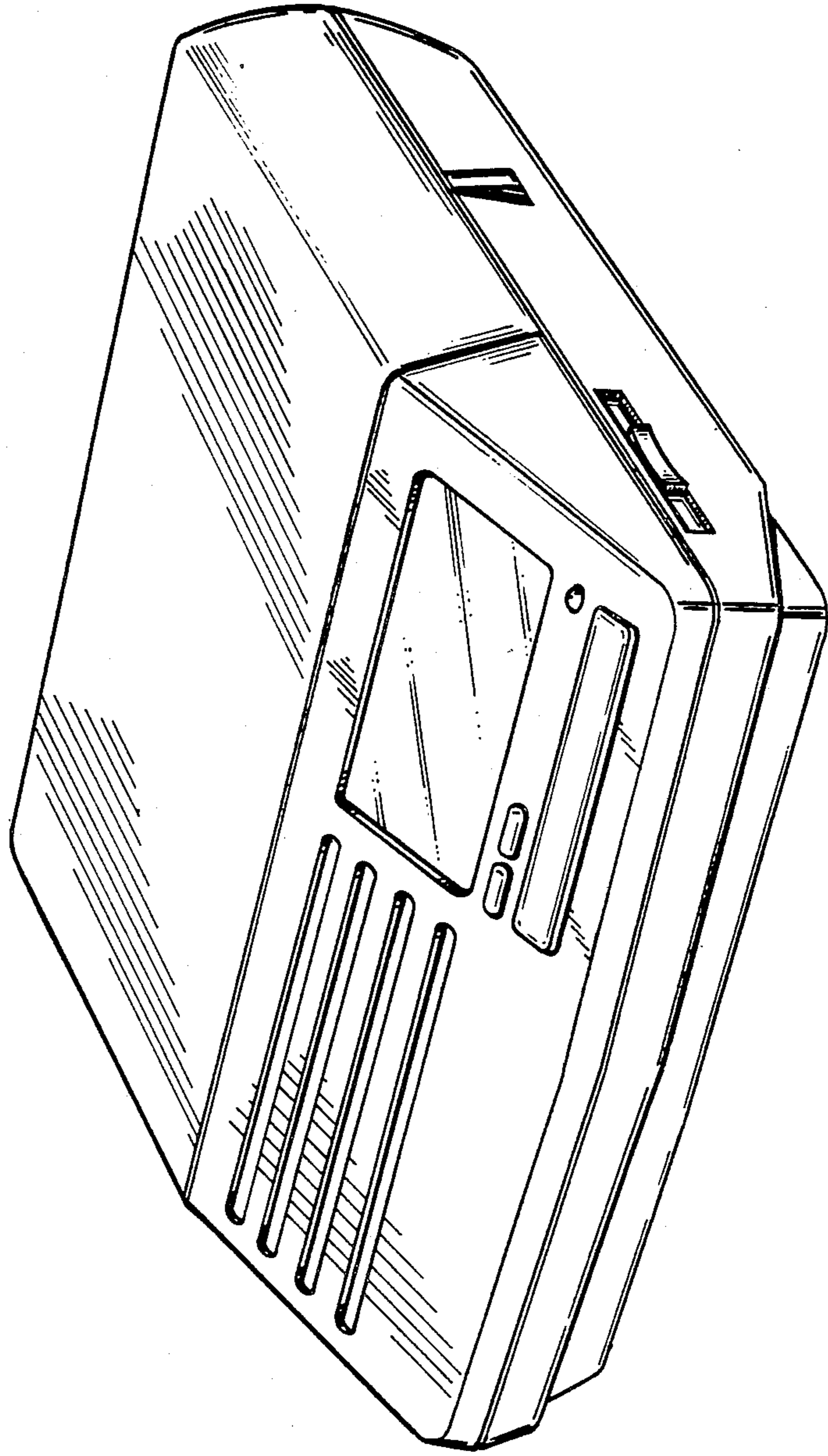


FIG. 1

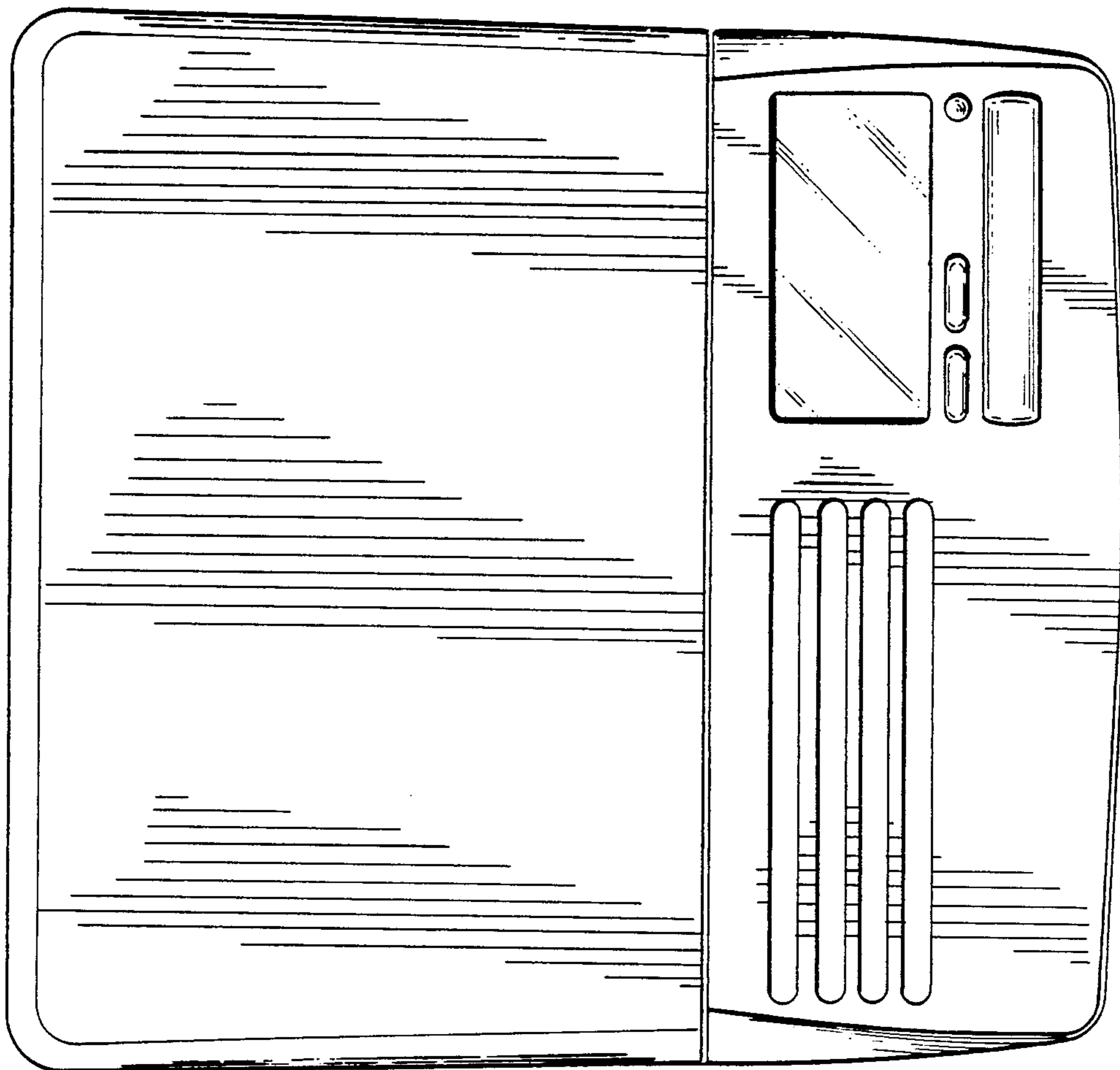


FIG.2


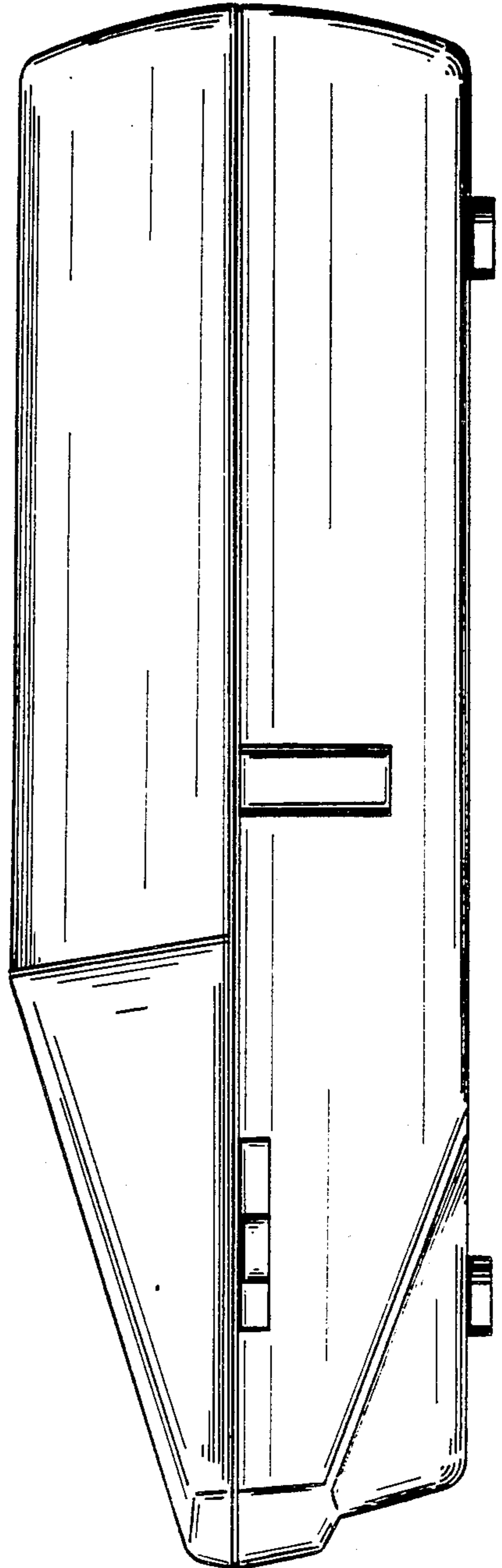


FIG. 3

FIG. 4



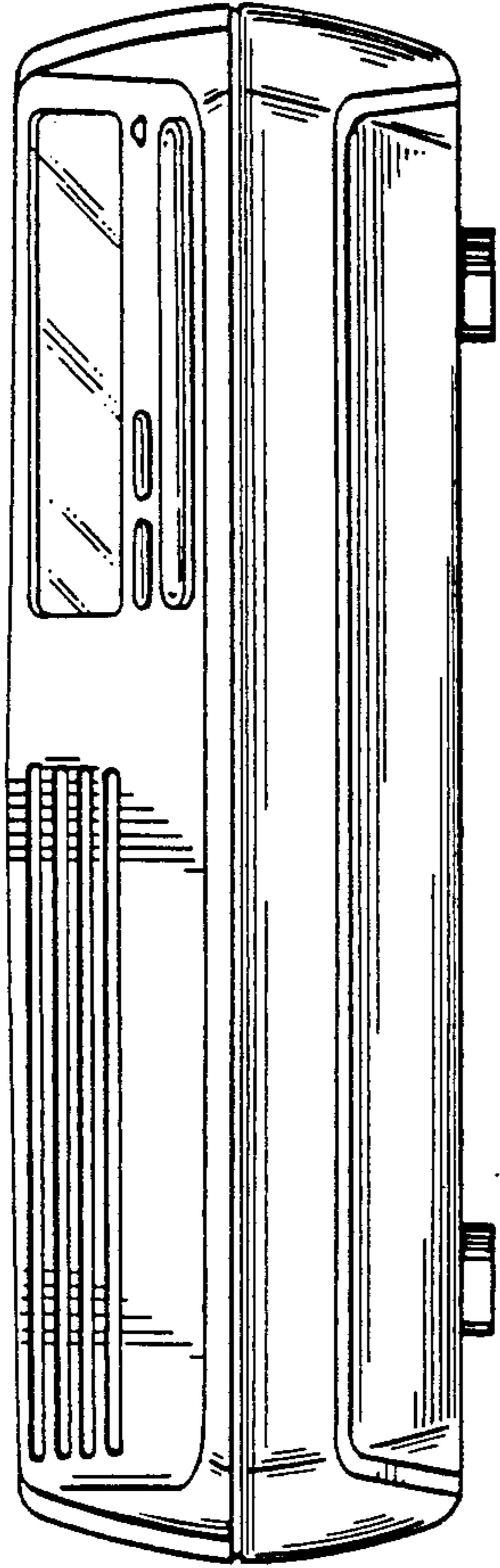


FIG. 5

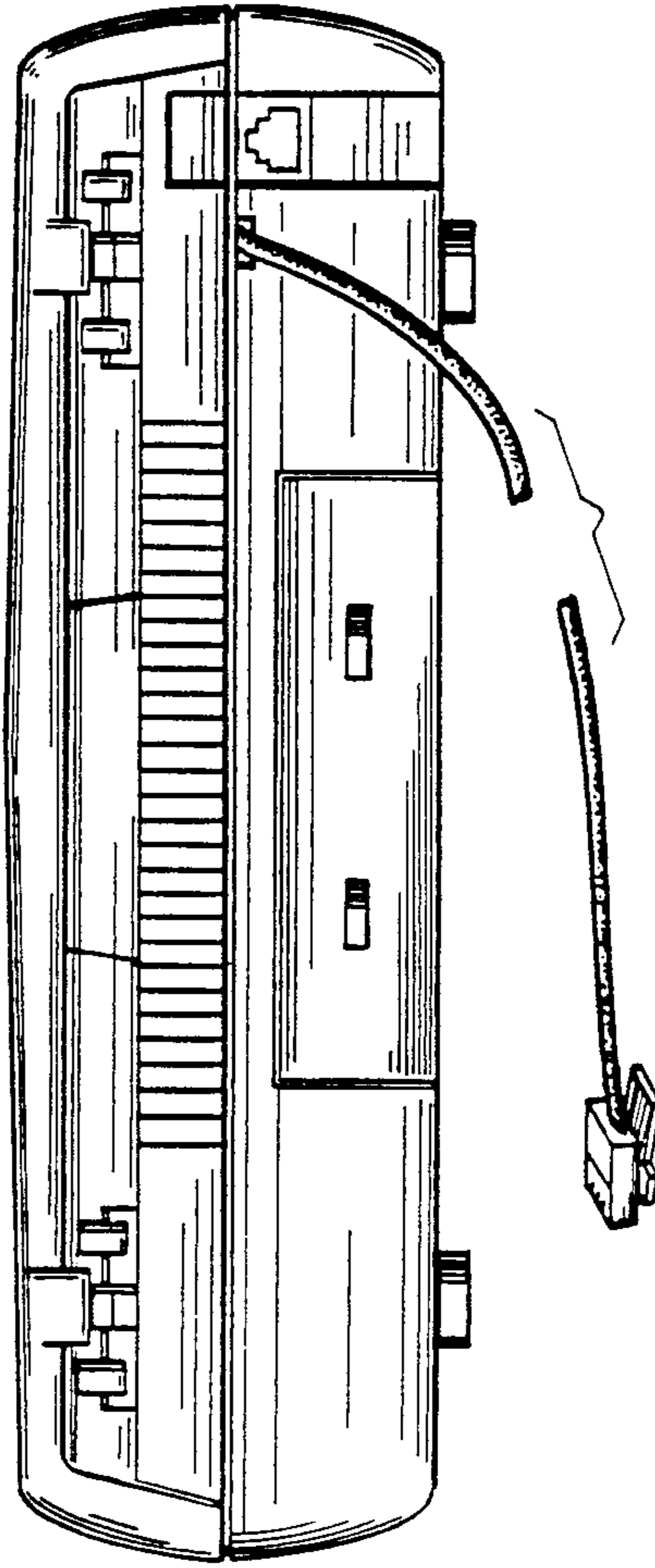


FIG. 6

FIG. 7

