

[54] TELEPHONE SET TEST UNIT OR SIMILAR ARTICLE

[75] Inventor: Garry Savage, Montreal, Canada

[73] Assignee: Pre-Test Electronique Inc., Montreal, Canada

[**] Term: 14 Years

[21] Appl. No.: 731,311

[22] Filed: May 6, 1985

[52] U.S. Cl. D10/75; D14/59; D10/78

[58] Field of Search D10/75, 78, 46; D14/59, D14/60, 65; 324/73 R, 156; 379/442, 443, 454, 98, 26

[56] References Cited

U.S. PATENT DOCUMENTS

- D. 135,891 6/1943 Norton D14/60
- D. 213,781 4/1969 Dunlop D10/75 X
- D. 221,004 6/1971 Van Dyke D14/60
- D. 224,714 9/1972 Wenzler D14/59
- D. 227,014 5/1973 Ardolino D14/60

- D. 232,363 8/1974 Se-Kit D14/60
- D. 279,003 5/1985 Cousins D14/59 X
- D. 281,401 11/1985 Perrins D10/75
- D. 282,645 2/1986 Larson D10/46 X
- 2,616,972 11/1952 McNutt 379/442
- 2,877,302 3/1959 Radomski 379/442 X
- 3,953,797 4/1976 Berarp 324/73 PC X
- 4,536,703 8/1985 Jablway 379/26 X

Primary Examiner—Nelson C. Holtje
Attorney, Agent, or Firm—Jean H. Dubuc

[57] CLAIM

The ornamental design for a telephone set test unit or similar article, as shown.

DESCRIPTION

FIG. 1 is a top and right front perspective view of a telephone set test unit or similar article, showing my new design;

FIG. 2 is a right side elevational view thereof;

FIG. 3 is a left side elevational view thereof.

FIG. 4 is a front elevational view thereof;

FIG. 5 is a rear elevational view thereof;

FIG. 6 is a top plan view thereof; and

FIG. 7 is a top bottom plan view thereof.




FIG. 1




FIG. 2




FIG. 3

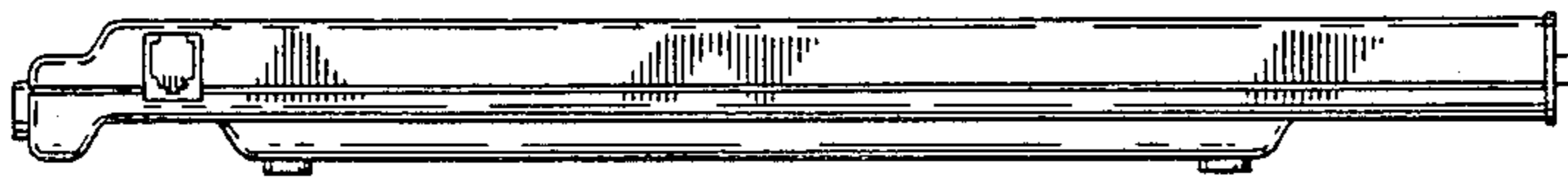
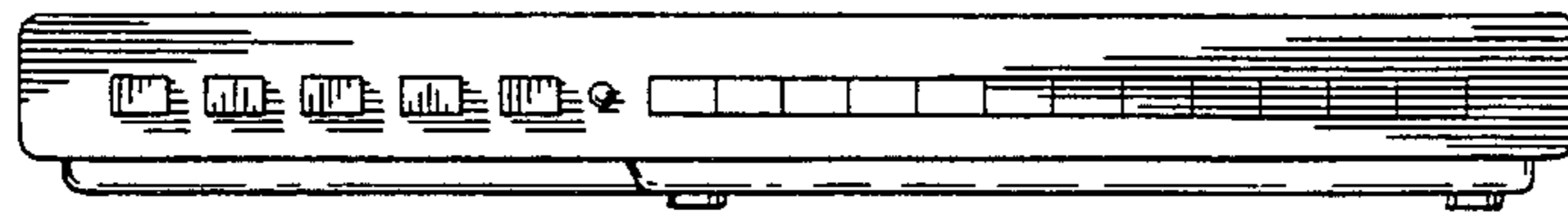


FIG. 4



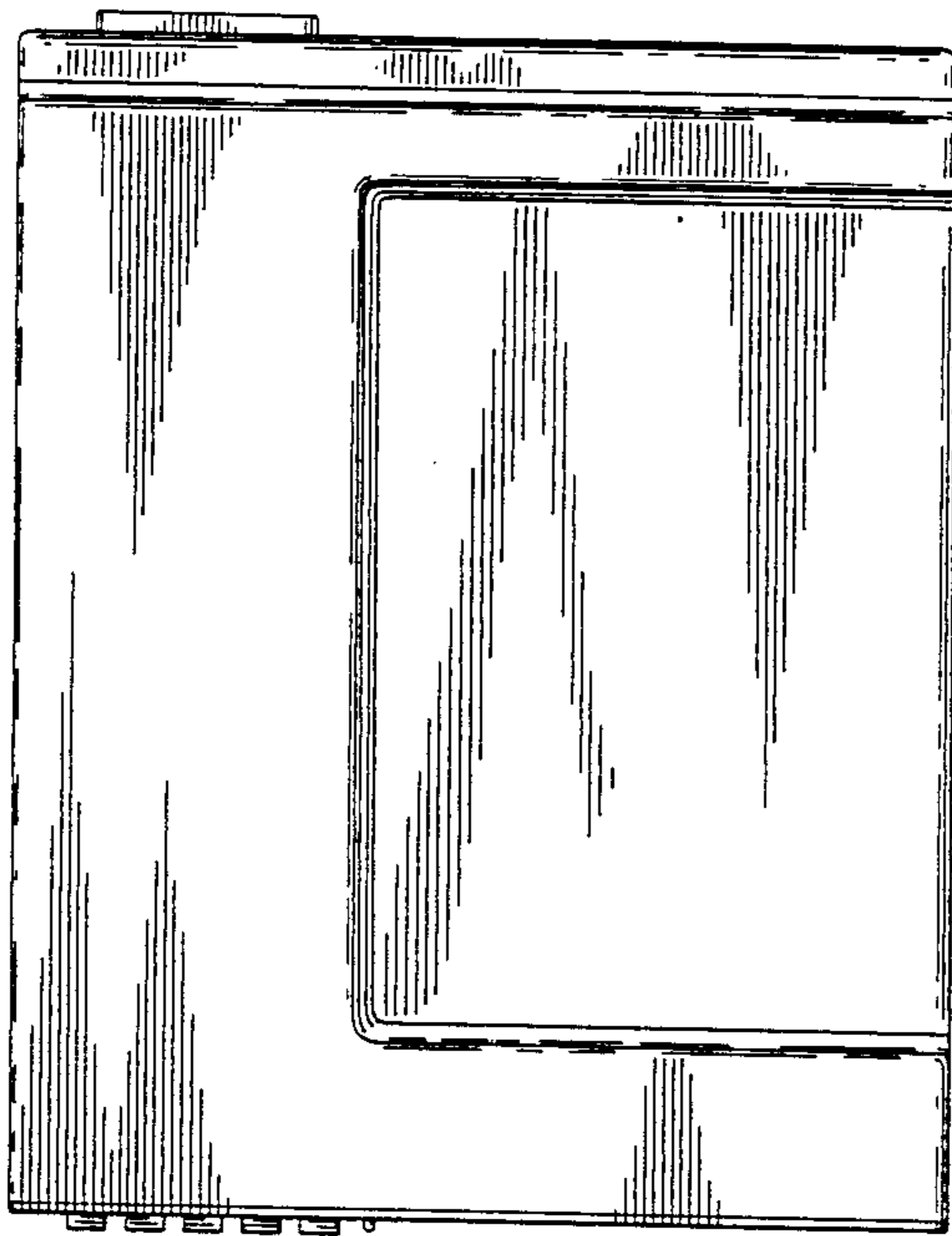
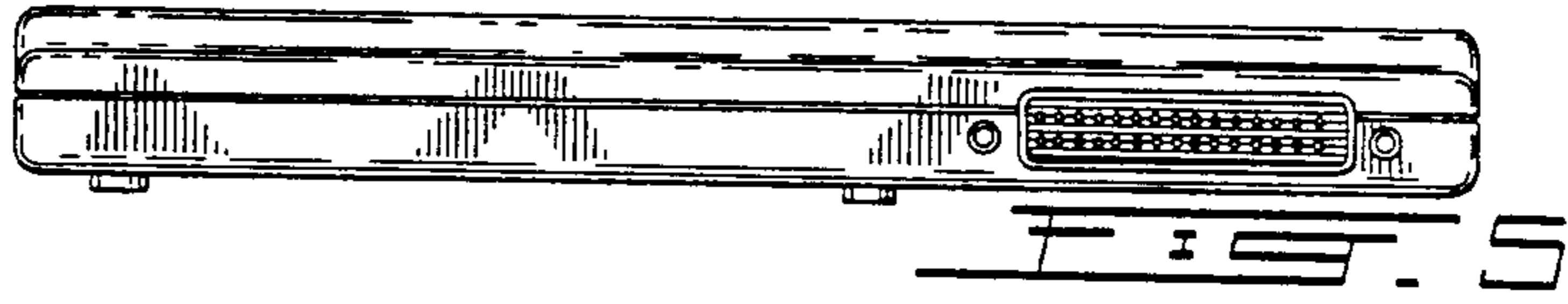


FIG. 7

