

[54] **BED**

[76] Inventor: **Lawrence J. Shiever, Sr.**, 10384 Belleau Dr., Twinsburg, Ohio 44087

[**] Term: **14 Years**

[21] Appl. No.: **592,873**

[22] Filed: **Mar. 23, 1984**

[52] U.S. Cl. **D6/382**

[58] Field of Search **D6/382, 386, 341, 342, D6/355, 360, 361; D21/191, 199; 5/417, 420, 310, 187**

1,661,139 2/1928 Mesman 5/187 X
 1,700,843 2/1929 Hayward 5/310 X
 1,820,285 8/1931 Mills 5/187
 3,006,000 10/1961 De Groot 5/187
 3,561,772 2/1971 Curtess D21/191 X

Primary Examiner—Bruce W. Dunkins
Attorney, Agent, or Firm—Gilden & Israel

[57] **CLAIM**

The ornamental design for a bed, as shown and described.

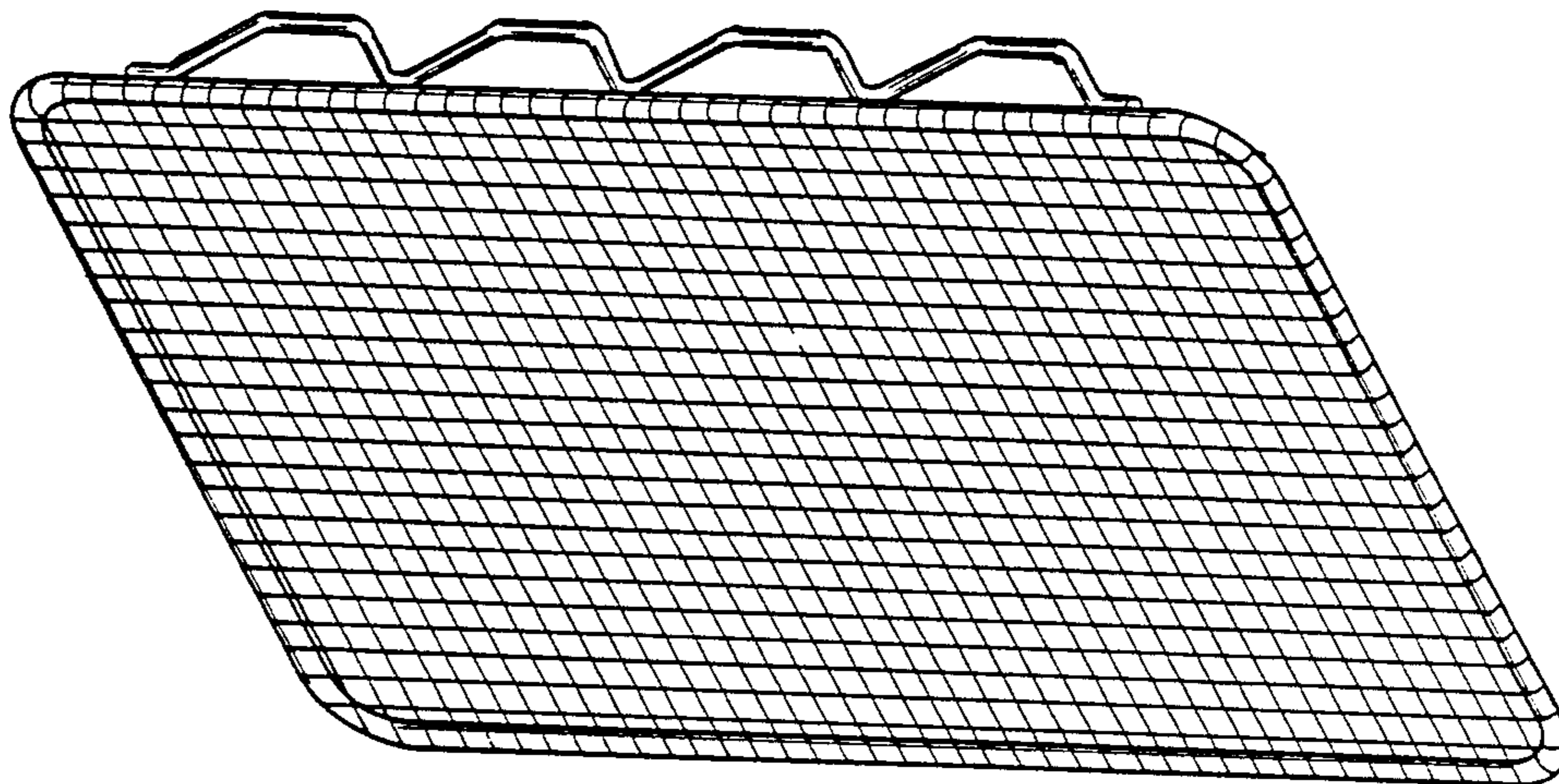
DESCRIPTION

FIG. 1 is a perspective view of a bed showing my new design;
 FIG. 2 is a front end elevational view thereof;
 FIG. 3 is a rear end elevational view thereof;
 FIG. 4 is a top plan view thereof;
 FIG. 5 is a bottom plan view thereof;
 FIG. 6 is a left side elevational view thereof; and,
 FIG. 7 is a right side elevational view thereof.

[56] **References Cited**

U.S. PATENT DOCUMENTS

D. 213,889	4/1969	Lyon	D21/191
D. 215,803	11/1969	Green	D6/392
D. 224,422	7/1972	Beach	D21/191 X
D. 249,204	9/1978	Schwartz et al.	D6/361
733,405	7/1903	Lein	5/187 X
1,100,701	6/1914	Kreuzkamp	5/310



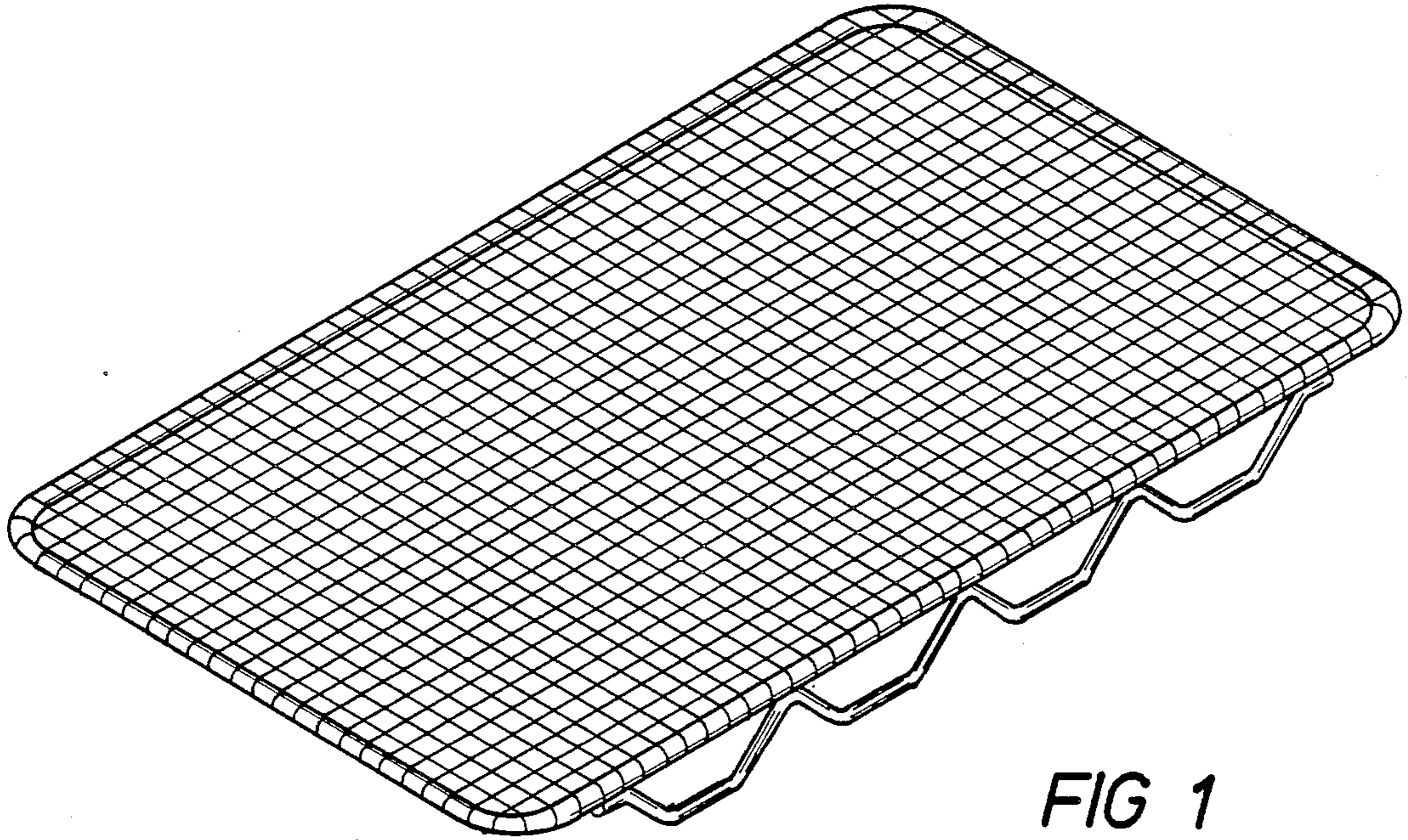


FIG 1

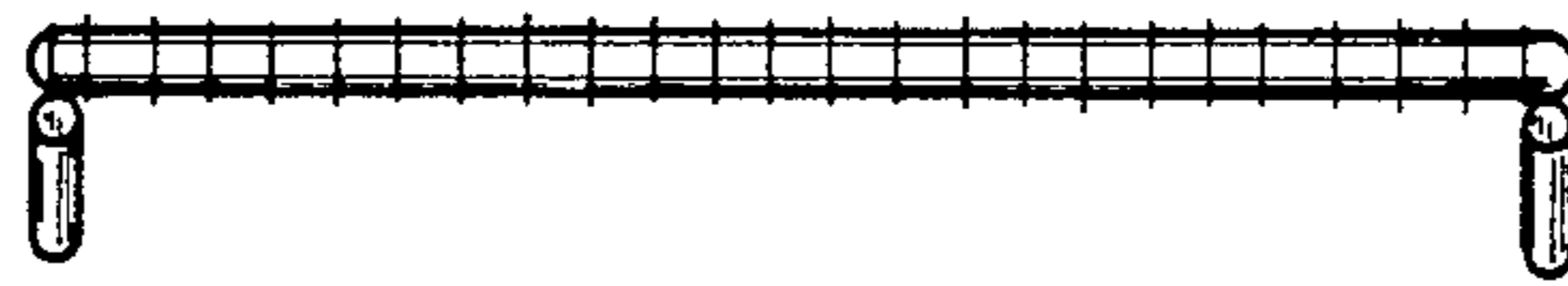


FIG 2




FIG 4

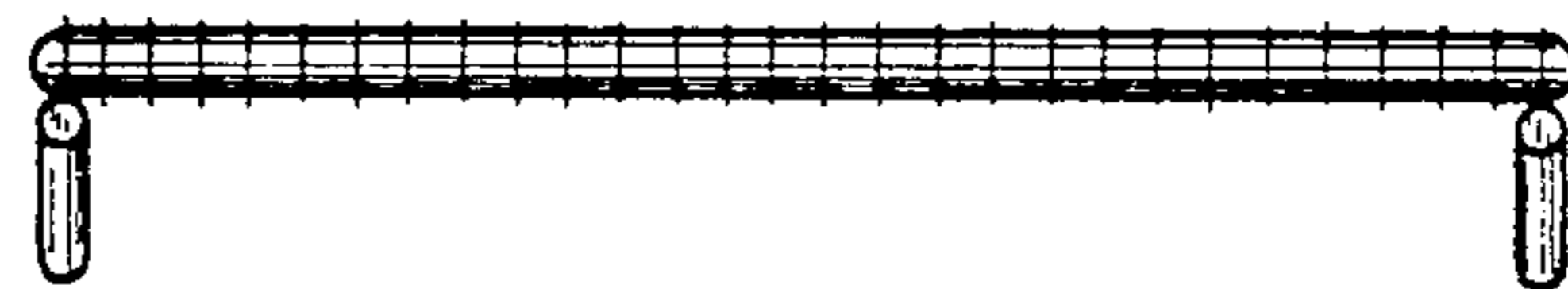


FIG 3

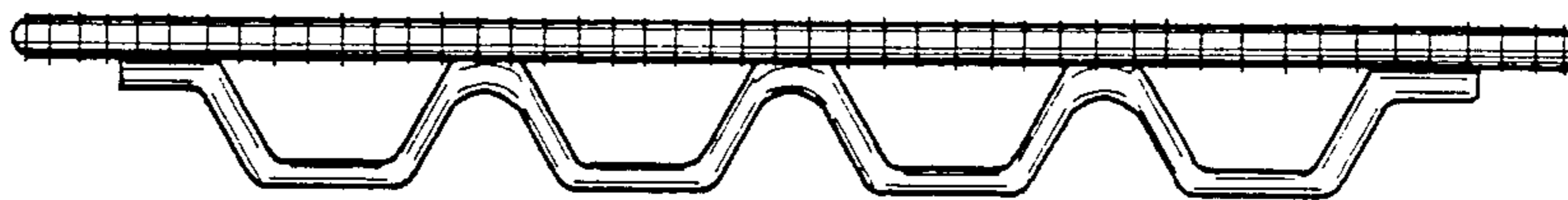


FIG 6




FIG 5

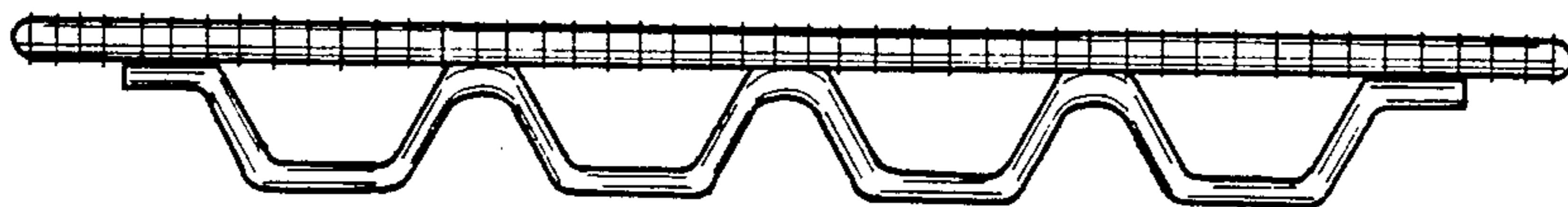


FIG 7