

[54] **COMBINED CAP AND FUR SCARF**

[76] **Inventor: David Leinoff, 208 W. 29th St., New York, N.Y. 10001**

[\*\*] **Term: 14 Years**

[21] **Appl. No.: 770,790**

[22] **Filed: Aug. 29, 1985**

[52] **U.S. Cl. .... D2/501; D2/249; D2/515**

[58] **Field of Search .... D2/509, 239, 244, 245, D2/246, 247, 248, 249, 250, 251, 252-263, 601, 500, 501, 512, 515; 2/198, 207, 197, 203, 172**

[56] **References Cited**

**U.S. PATENT DOCUMENTS**

Re. 18,081	5/1931	Lipper .....	2/198
D. 126,439	4/1941	Kiam .....	D2/501
2,083,616	6/1937	Rosenberg .....	2/203
2,665,427	1/1954	Street et al. ....	2/198
2,735,283	2/1956	Schuesler .....	2/203 X

**FOREIGN PATENT DOCUMENTS**

337927	11/1930	United Kingdom .....	2/198
341274	1/1931	United Kingdom .....	2/198

*Primary Examiner*—Carmen H. Vales  
*Attorney, Agent, or Firm*—Pasquale A. Razzano

[57] **CLAIM**

The ornamental design for a combined cap and fur scarf, as shown.

**DESCRIPTION**

FIG. 1 is a perspective view of a combined cap and fur scarf, showing my new design;  
FIG. 2 is a front elevational view thereof;  
FIG. 3 is a rear elevational view thereof;  
FIG. 4 is a bottom plan view thereof;  
FIG. 5 is a perspective view with the fur scarf in an alternate position of use;  
FIG. 6 is a bottom plan view with the cap inverted on itself; and,  
FIG. 7 is a perspective view with the fur scarf in an alternate position of use.

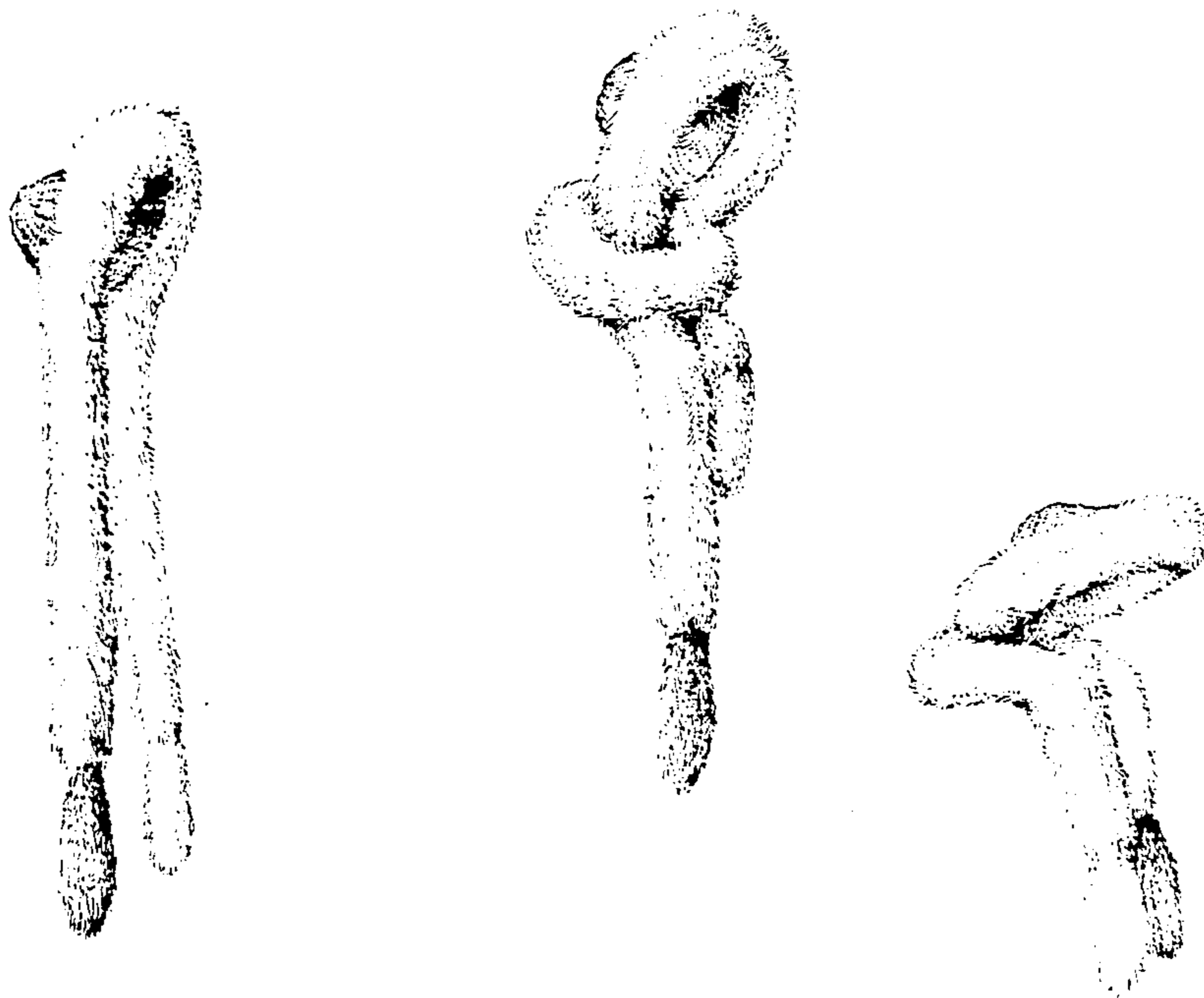


FIG. 1.



FIG. 2.




FIG. 3.



FIG. 4.



FIG. 5.

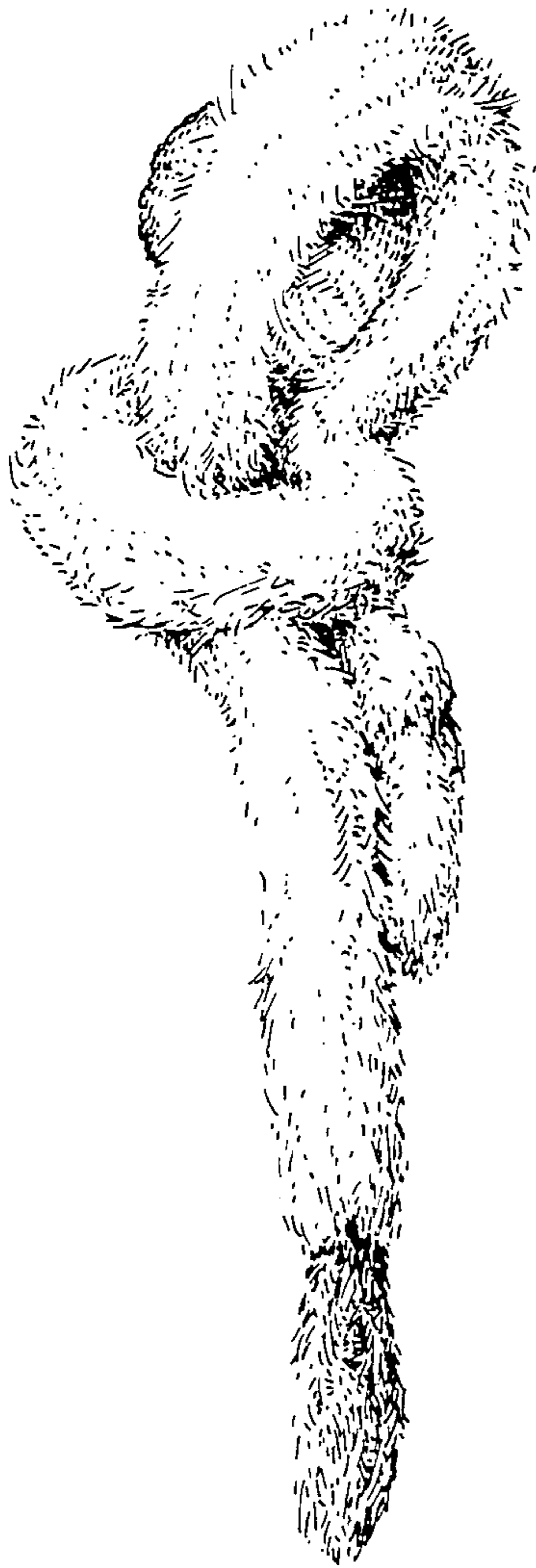


FIG. 6.

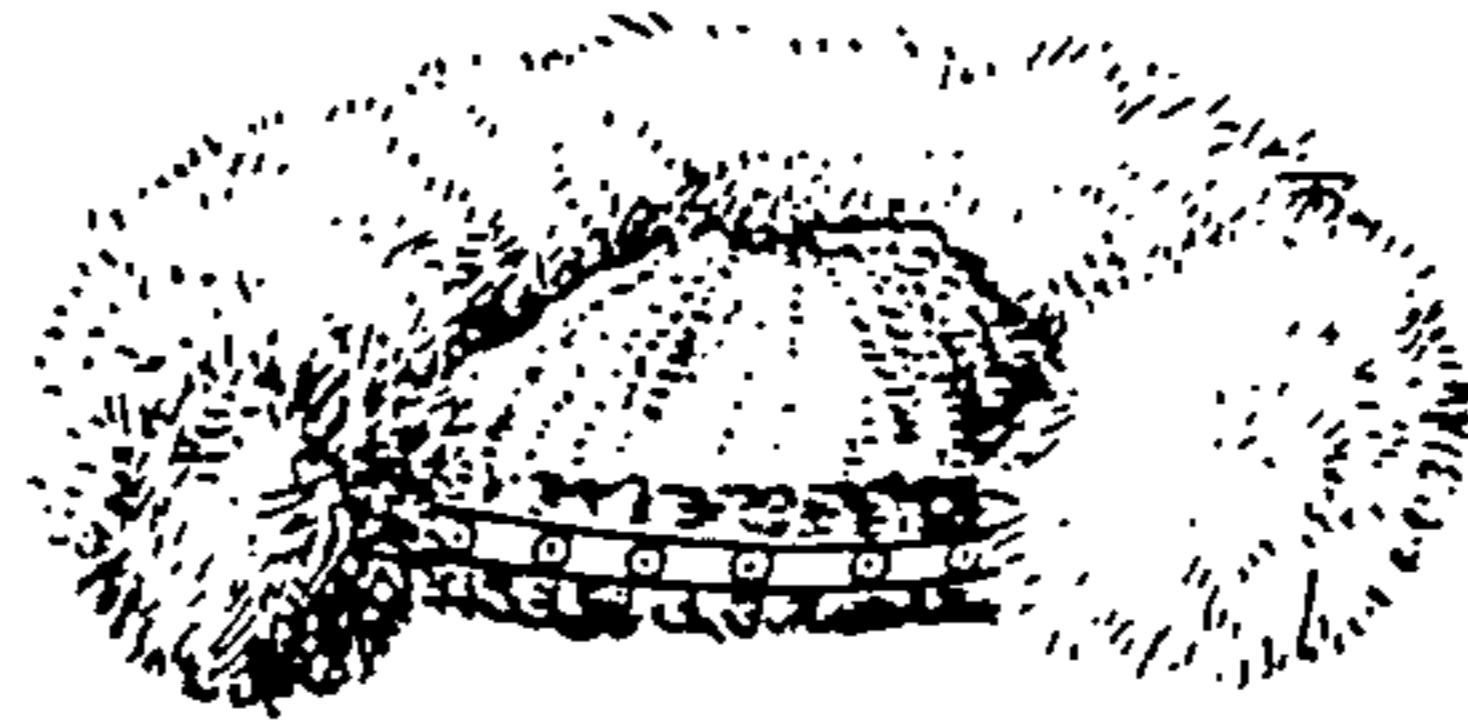


FIG. 7.

