

[54] ELECTRONIC CALCULATOR WITH ELECTRONIC MEMO

[75] Inventors: Takahisa Yubisui; Hiroshi Sakaguchi; Tadahiko Saimen, all of Osaka, Japan

[73] Assignee: Sharp Corporation, Osaka, Japan

[\*\*] Term: 14 Years

[21] Appl. No.: 813,099

[22] Filed: Dec. 24, 1985

[30] Foreign Application Priority Data

Jun. 28, 1985 [JP] Japan ..... 60-27878

[52] U.S. Cl. .... D18/2; D18/7

[58] Field of Search ..... D18/2, 7, 12; 364/706-710; 200/5 A

[56] References Cited

U.S. PATENT DOCUMENTS

- D. 258,892 4/1981 Ohie et al. .... D18/7
- D. 279,688 7/1985 Kitai et al. .... D18/7
- D. 285,805 9/1986 Yubisui et al. .... D8/7
- 4,264,962 4/1981 Kodaira ..... 364/707

FOREIGN PATENT DOCUMENTS

6959 1/1982 Japan ..... 364/706

OTHER PUBLICATIONS

Merchandising, 10/83, p. 23—Panasonic Solar Calculator at top right.

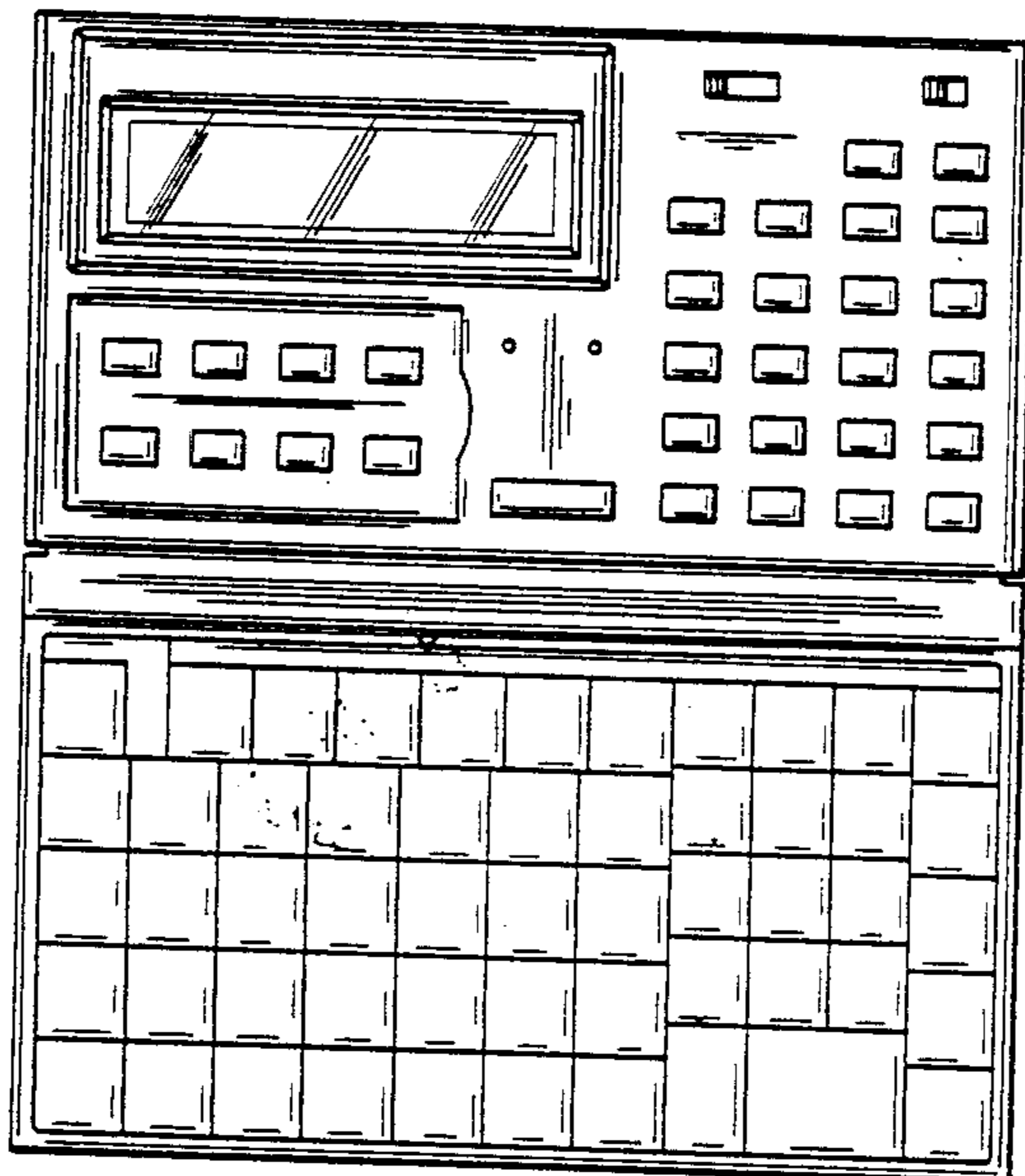
Primary Examiner—Louis S. Zarfes  
Attorney, Agent, or Firm—Flehr, Hohbach, Test, Albritton & Herbert

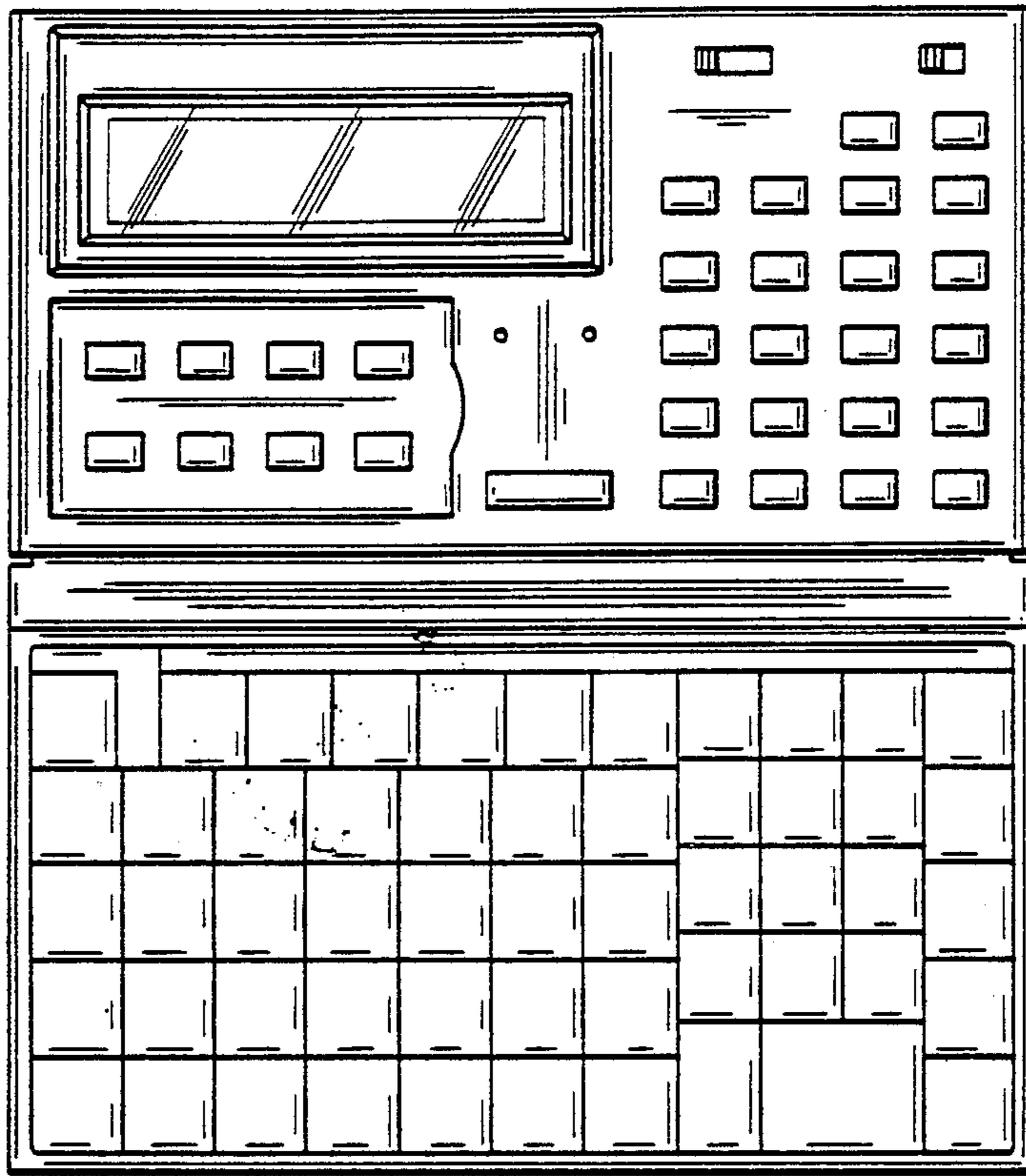
[57] CLAIM

The ornamental design for an electronic calculator with electronic memo, as shown and described.


DESCRIPTION

FIG. 1 is a top plan view of an electronic calculator with electronic memo showing our new design;  
 FIG. 2 is a bottom plan view thereof;  
 FIG. 3 is a front elevational view thereof;  
 FIG. 4 is a rear elevational view thereof;  
 FIG. 5 is a right side elevational view thereof;  
 FIG. 6 is a left side elevational view thereof;  
 FIG. 7 is a plan view thereof with cover closed;  
 FIG. 8 is a front elevational view thereof;  
 FIG. 9 is a rear elevational view thereof;  
 FIG. 10 is a right side elevational view thereof; and  
 FIG. 11 is a left side elevational view thereof.






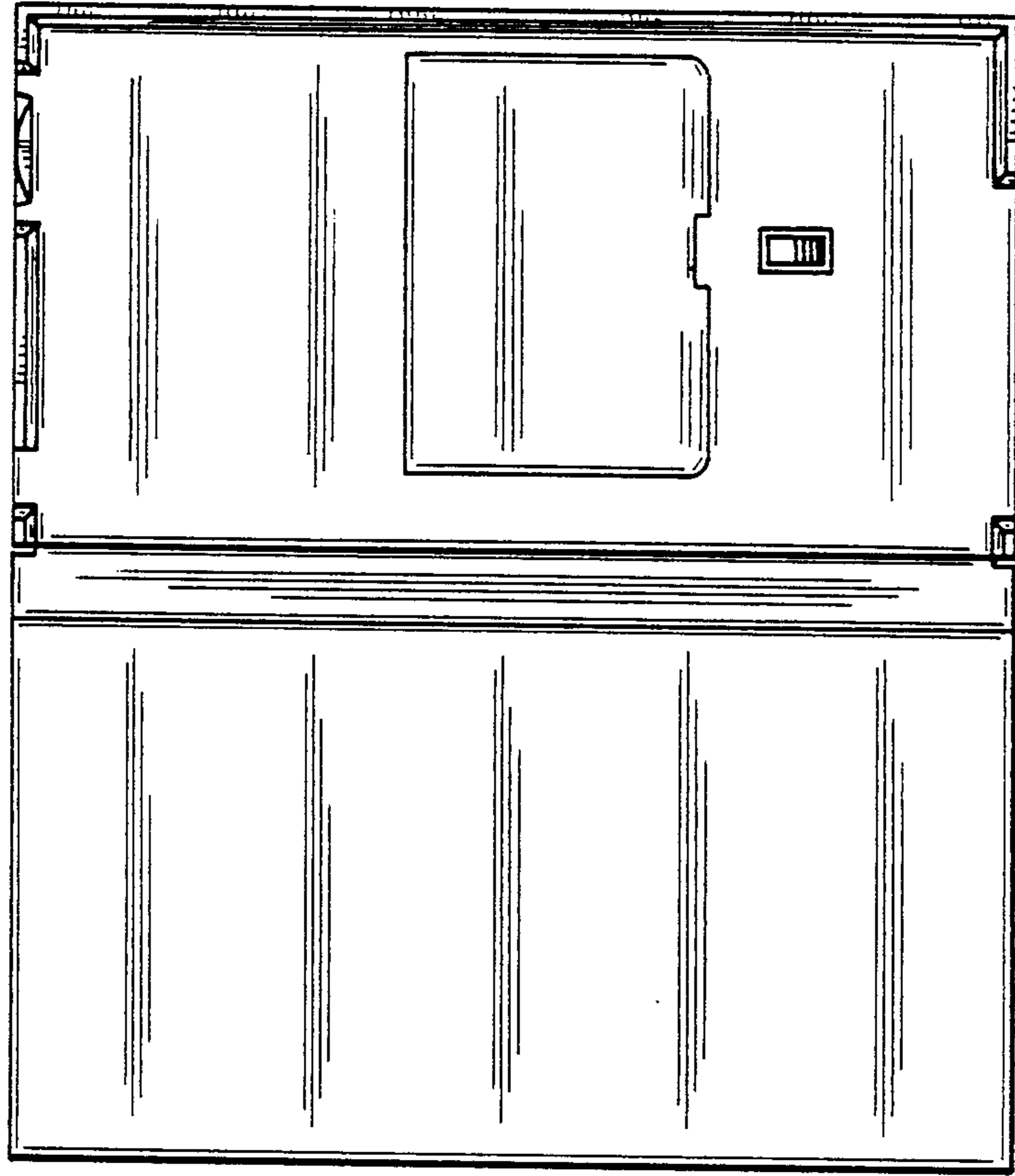
FIG\_1



FIG\_3



FIG\_4



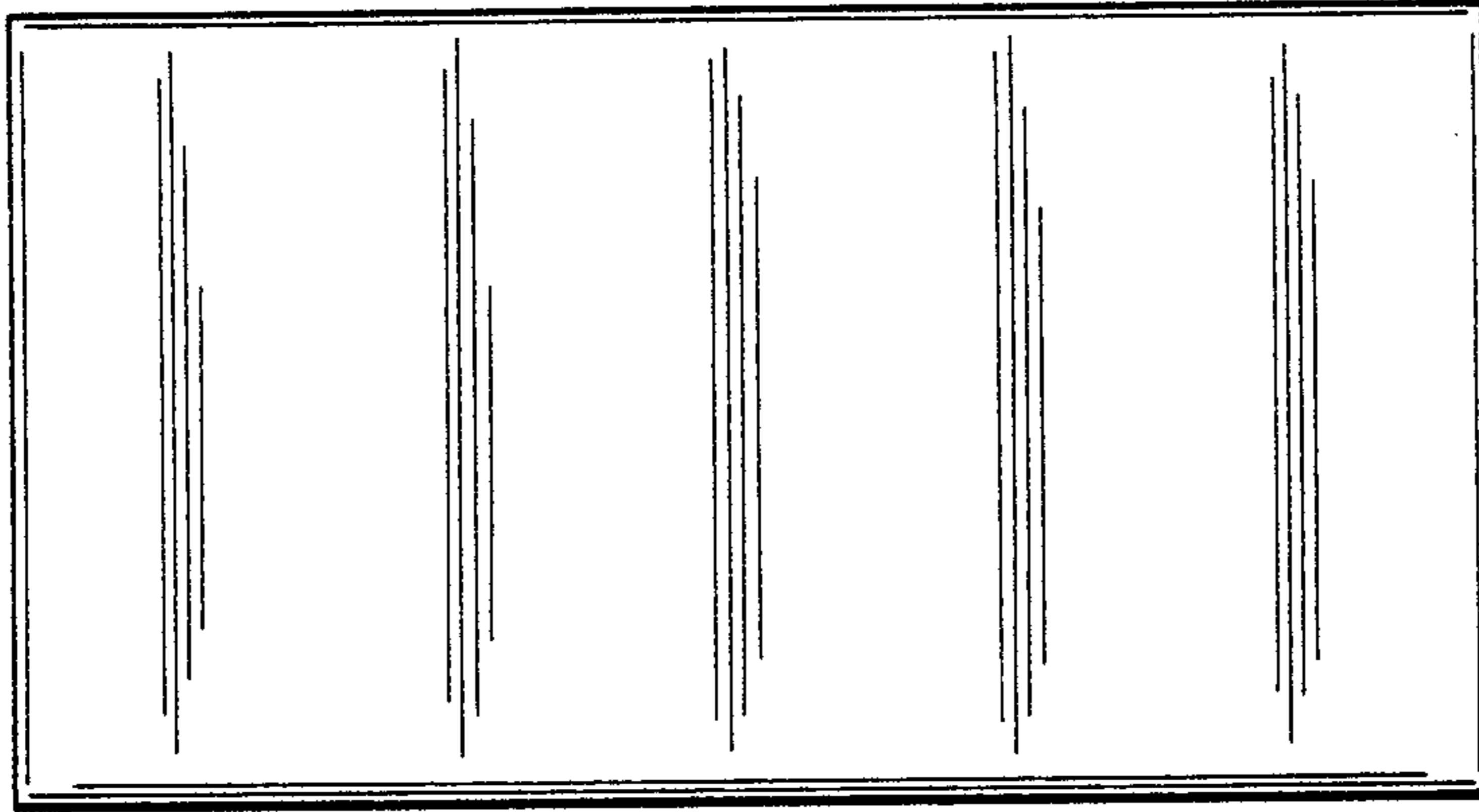
FIG\_2




FIG\_5




FIG\_6




*FIG\_7*



*FIG\_8*



*FIG\_9*



*FIG\_10*



*FIG\_11*