

# United States Patent [19]

Sawatani et al.

[11] Patent Number: Des. 293,678

[45] Date of Patent: \*\* Jan. 12, 1988

[54] ELECTRONIC COMPUTER

[75] Inventors: Masaharu Sawatani; Sadao Shiratani;  
Masaki Hara; Masataka Fukunaga,  
all of Kanagawa, Japan

[73] Assignee: Mitsubishi Denki Kabushiki Kaisha,  
Tokyo, Japan

[\*] Notice: The portion of the term of this patent  
subsequent to Jan. 12, 2002 has been  
disclaimed.

[\*\*] Term: 14 Years

[21] Appl. No.: 713,549

[22] Filed: Mar. 20, 1985

[30] Foreign Application Priority Data

Sep. 21, 1984 [JP] Japan ..... 59-39259

[52] U.S. Cl. .... D14/106

[58] Field of Search ..... D14/100, 101, 106, 107,  
D14/114; D18/1, 7; 340/365 R, 711; 364/708

[56] References Cited

## U.S. PATENT DOCUMENTS

D. 280,511 9/1985 Moggridge et al. .... D14/106  
D. 282,843 3/1986 Kurihara ..... D14/100  
D. 283,511 4/1986 Dunn ..... D14/106  
D. 284,474 7/1986 Sawada ..... D14/100

## OTHER PUBLICATIONS

Byte, 9-1983, p. 81, Gavilan Mobile Computer.

Primary Examiner—Susan J. Lucas

Attorney, Agent, or Firm—Bernard, Rothwell & Brown

[57] CLAIM

The ornamental design for an electronic computer, as  
shown and described.

## DESCRIPTION

FIG. 1 is a front elevational view of an electronic com-  
puter showing our new design;

FIG. 2 is a rear elevational view of that shown in FIG.  
1;

FIG. 3 is a left side elevational view thereof;

FIG. 4 is a right side elevational view thereof;

FIG. 5 is top plan view thereof;

FIG. 6 is a bottom plan view thereof; and

FIG. 7 is a front, right-side perspective thereof with the  
computer in the open, operational condition.






FIG. 1




FIG. 2

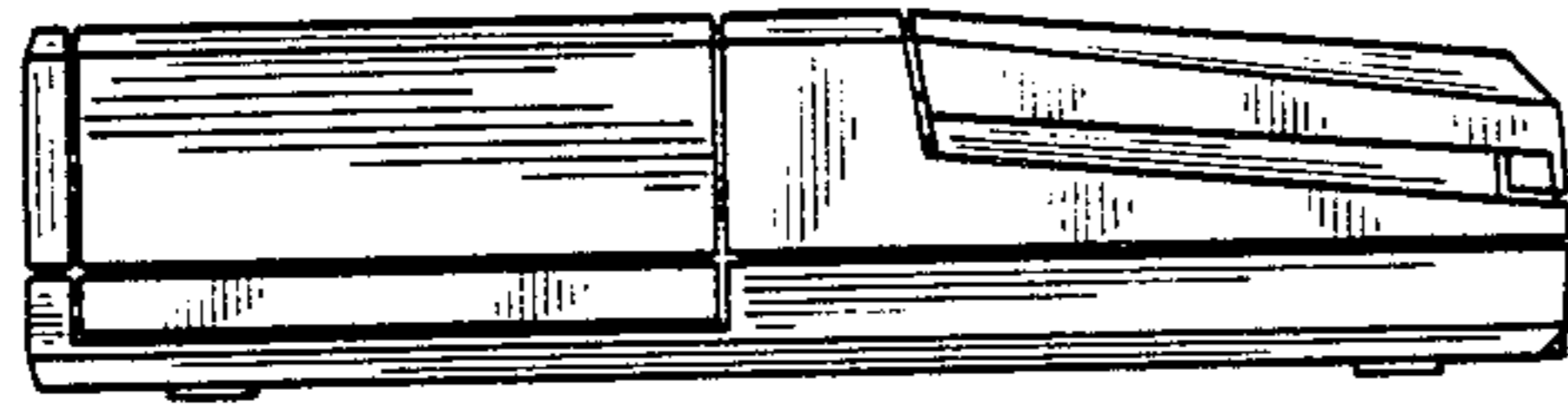


FIG. 3




FIG. 4

FIG. 5

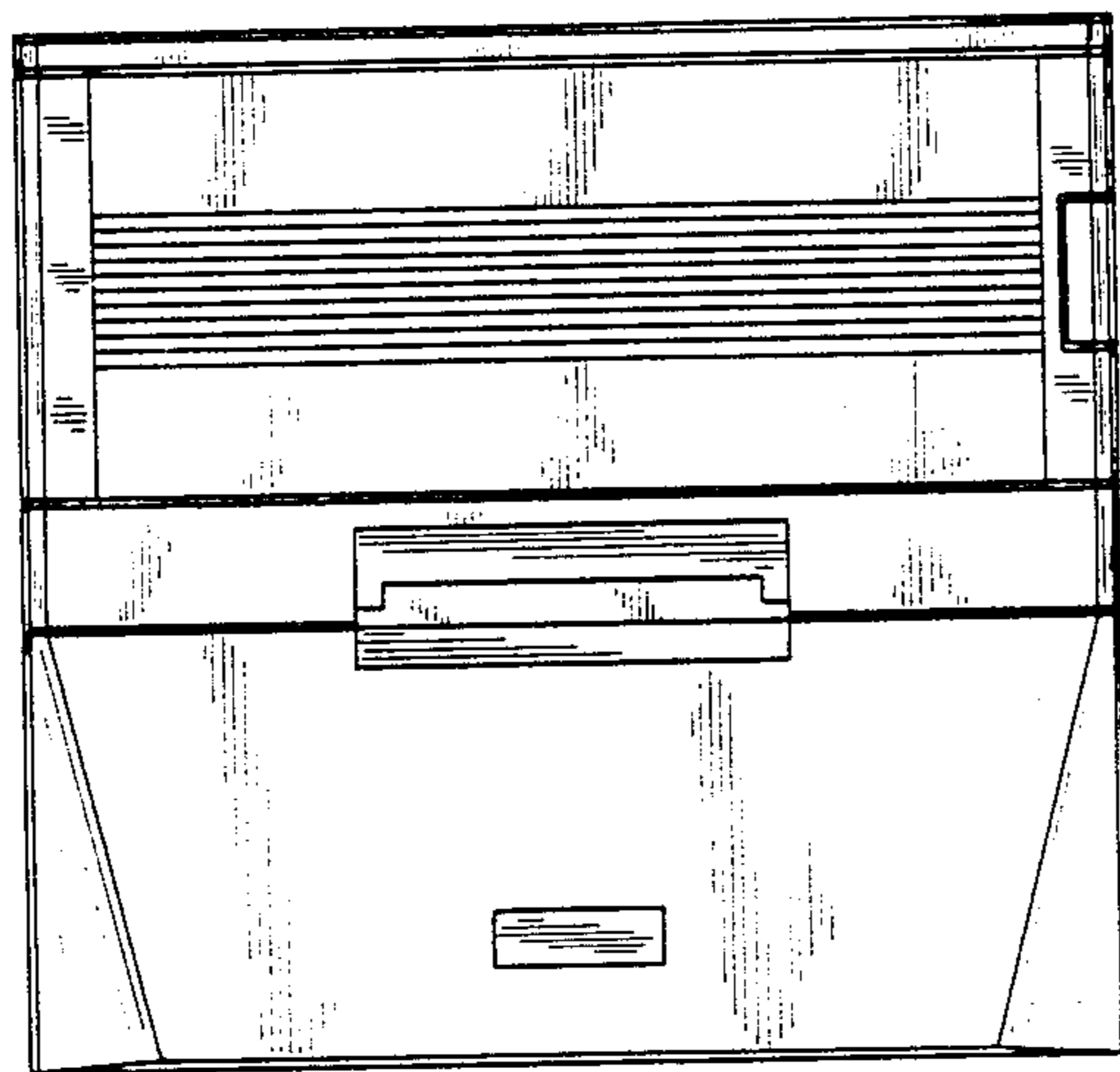
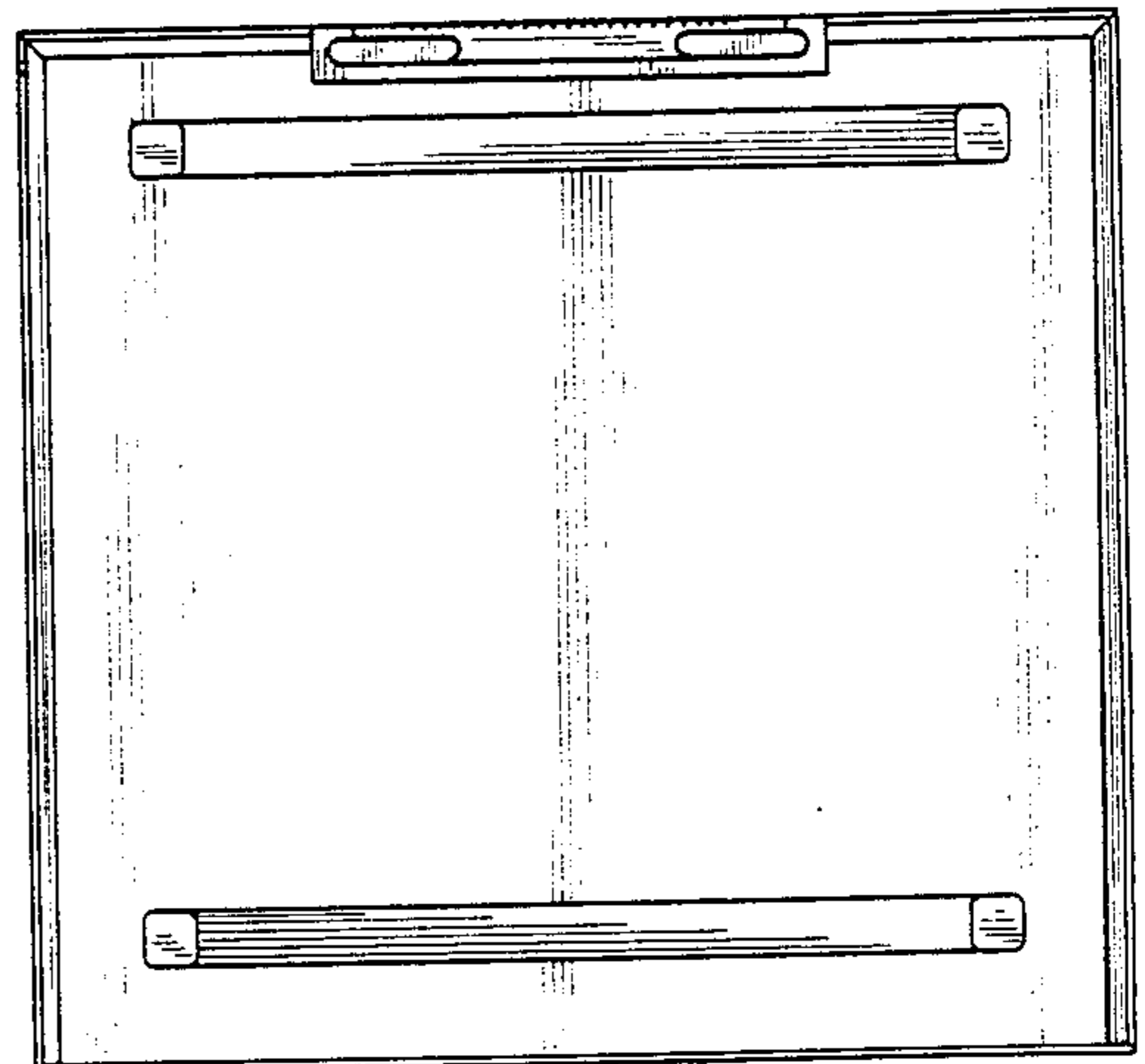


FIG. 6






FIG. 7