

[54] **BEVERAGE COOLER HOLDER**

[76] Inventors: **Harry A. Rubbright, III**, 1040 Avanti Dr., Mendota Hts., Minn. 55118;
Debra A. Grice, 24391 Chrisanta, Mission Viejo, Calif. 92691

[**] Term: **14 Years**

[21] Appl. No.: **743,632**

[22] Filed: **Jun. 11, 1985**

[52] U.S. Cl. **D7/70**

[58] Field of Search **D7/70, 1, 6, 14, 77; 62/457, 371; 220/412; D9/455, 398; 215/13 R, 1 R**

3,680,330	8/1972	Canosa	62/457
3,715,895	2/1973	Devlin	62/457
3,791,159	2/1974	Devlin	62/68
3,974,658	8/1976	Starrett	62/60
4,037,428	7/1977	Giannotti	62/371
4,163,374	8/1979	Moore et al.	62/457
4,183,226	1/1980	Moore	62/457
4,295,345	10/1981	Atkinson	62/371
4,299,100	11/1981	Crisman et al.	62/457
4,324,111	4/1982	Edwards	62/457
4,338,795	7/1982	House, Jr.	62/372
4,357,809	11/1982	Held et al.	62/457
4,378,625	4/1983	Crisman et al.	29/450
4,383,422	5/1983	Gordon et al.	62/457

Primary Examiner—Bernard Ansher
Assistant Examiner—Terry Pfeffer
Attorney, Agent, or Firm—Price, Heneveld, Cooper, DeWitt & Litton

[56] **References Cited**

U.S. PATENT DOCUMENTS

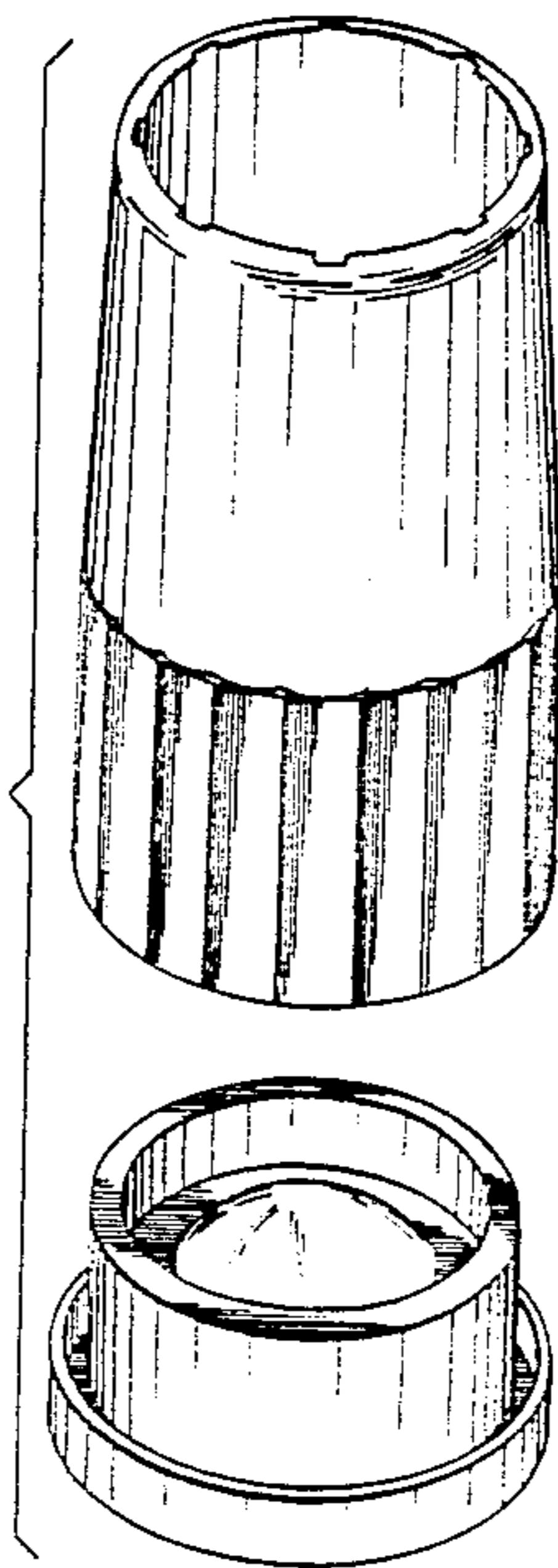
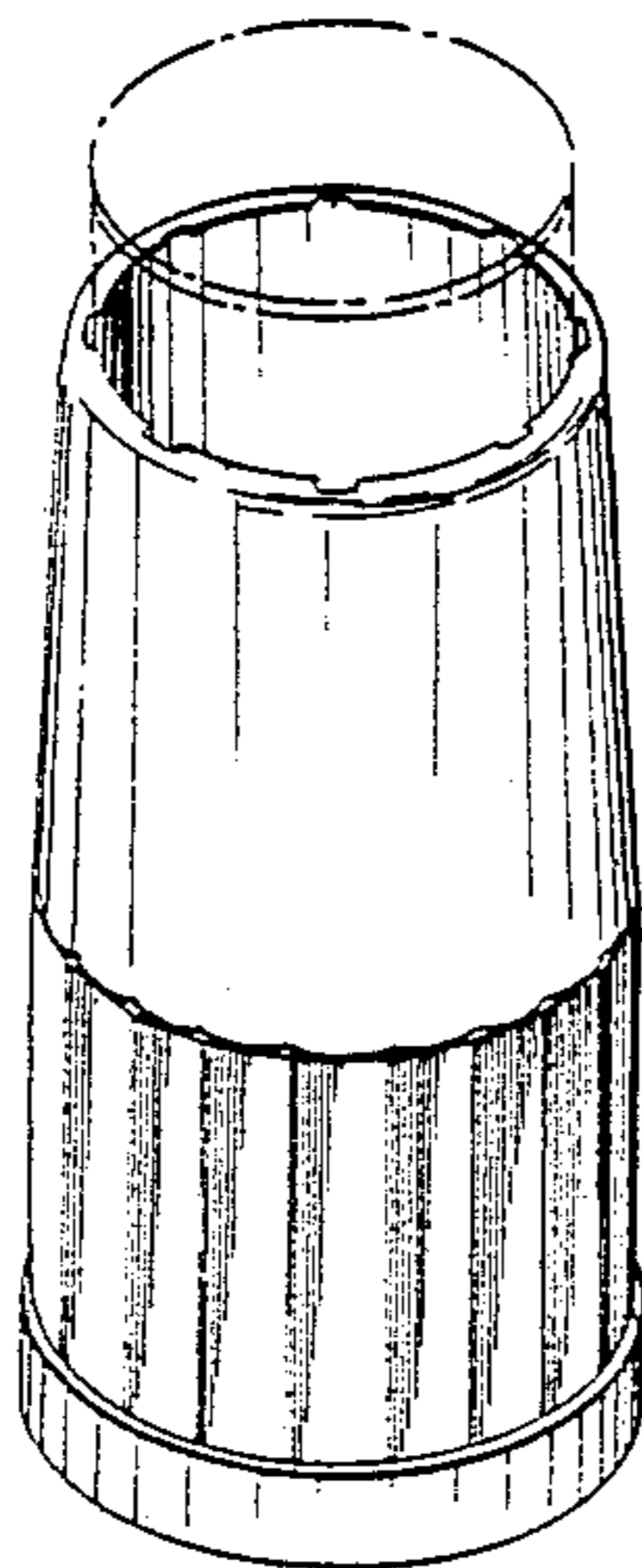
Re. 26,724	11/1969	Stoner et al.	62/457
D. 68,873	11/1925	Rosenstein	D7/14 X
D. 110,705	8/1938	Koch	D9/398
229,006	11/1973	Sauey	D7/1
230,387	2/1974	Doman	D7/1
267,461	1/1983	Crisman et al.	D7/3
2,926,508	3/1960	Moon	62/457
3,089,317	5/1963	Bufalini	62/457
3,161,031	12/1964	Flannery	62/457
3,302,427	2/1967	Stoner et al.	62/457
3,302,428	2/1967	Stoner et al.	62/457
3,360,957	1/1968	Paquin	62/457
3,365,911	11/1966	Stoner et al.	62/457
3,394,562	7/1968	Coleman	62/457
3,434,302	3/1969	Stoner et al.	62/457
3,436,932	4/1969	Paquin	62/457
3,603,106	9/1971	Ryan	62/457

[57] **CLAIM**

The ornamental design for a beverage cooler holder, as shown and described.

DESCRIPTION

FIG. 1 is a perspective view of a beverage cooler holder showing my new design, the container shown in broken lines for illustrative purposes only;
FIG. 2 is an exploded perspective view thereof.
FIG. 3 is a top plan view thereof.
FIG. 4 is a bottom plan view thereof.
FIG. 5 is a front elevational view thereof.
FIG. 6 is a top plan view of the bottom portion of the beverage cooler holder separately illustrated in FIG. 2. The rear view of the beverage cooler holder is a mirror image of the front elevational view shown in FIG. 5.






Fig. 1.

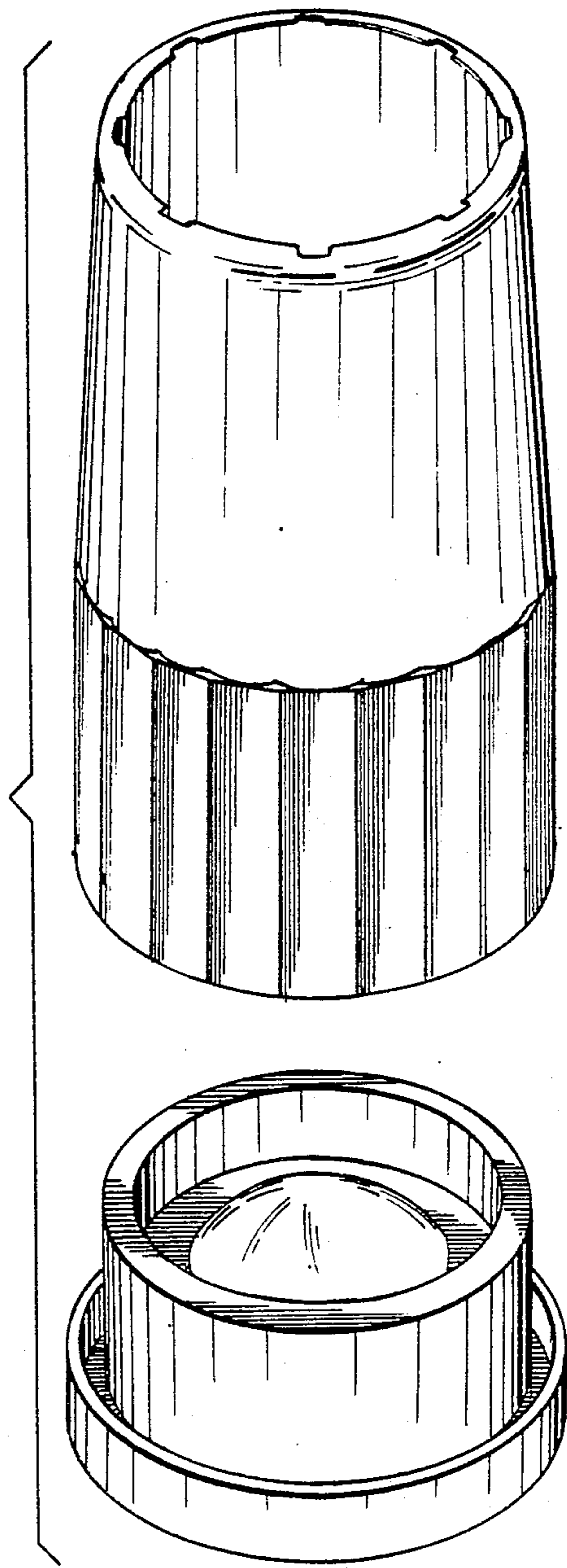


Fig. 2.

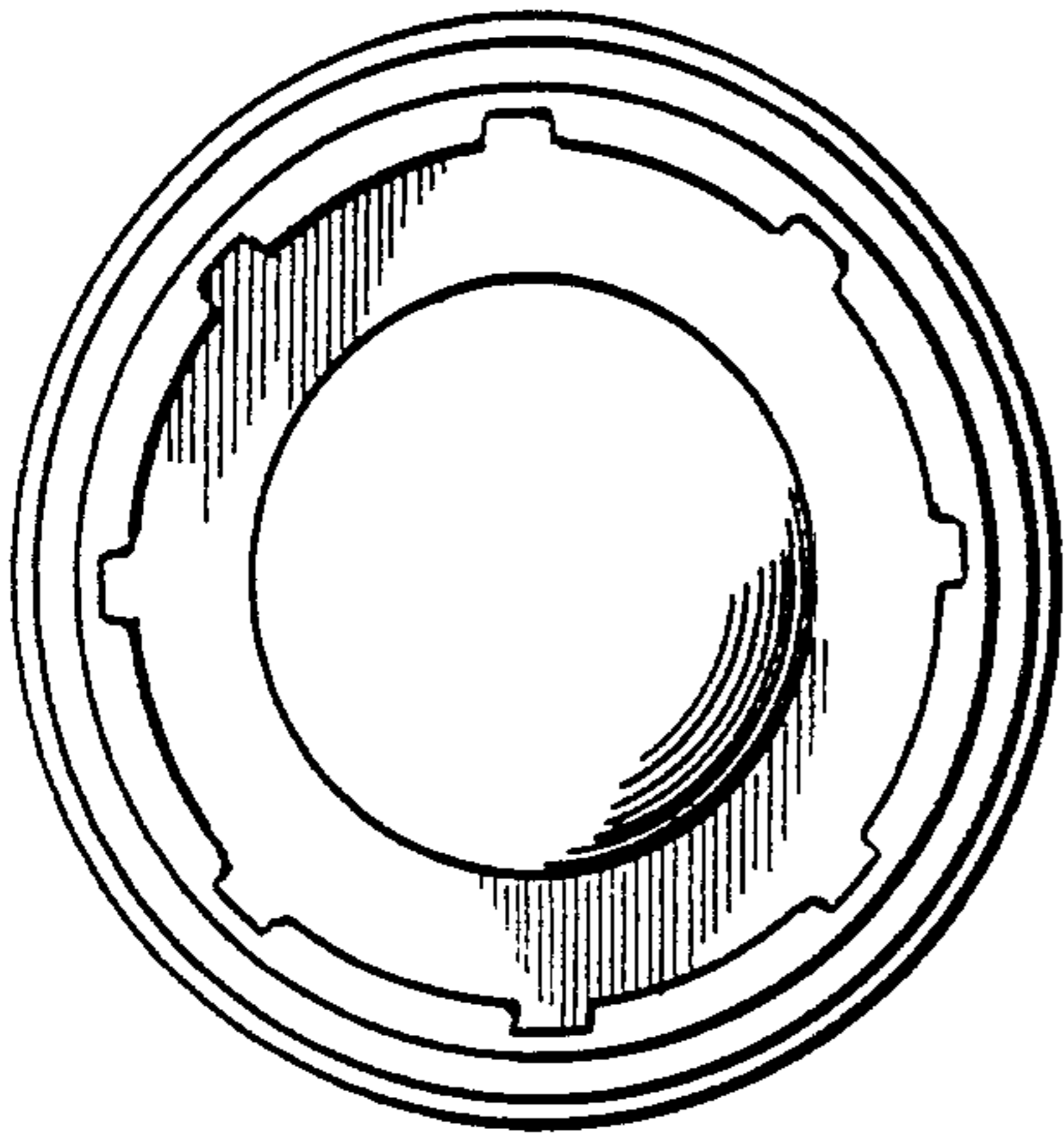


Fig. 3.




Fig. 4.

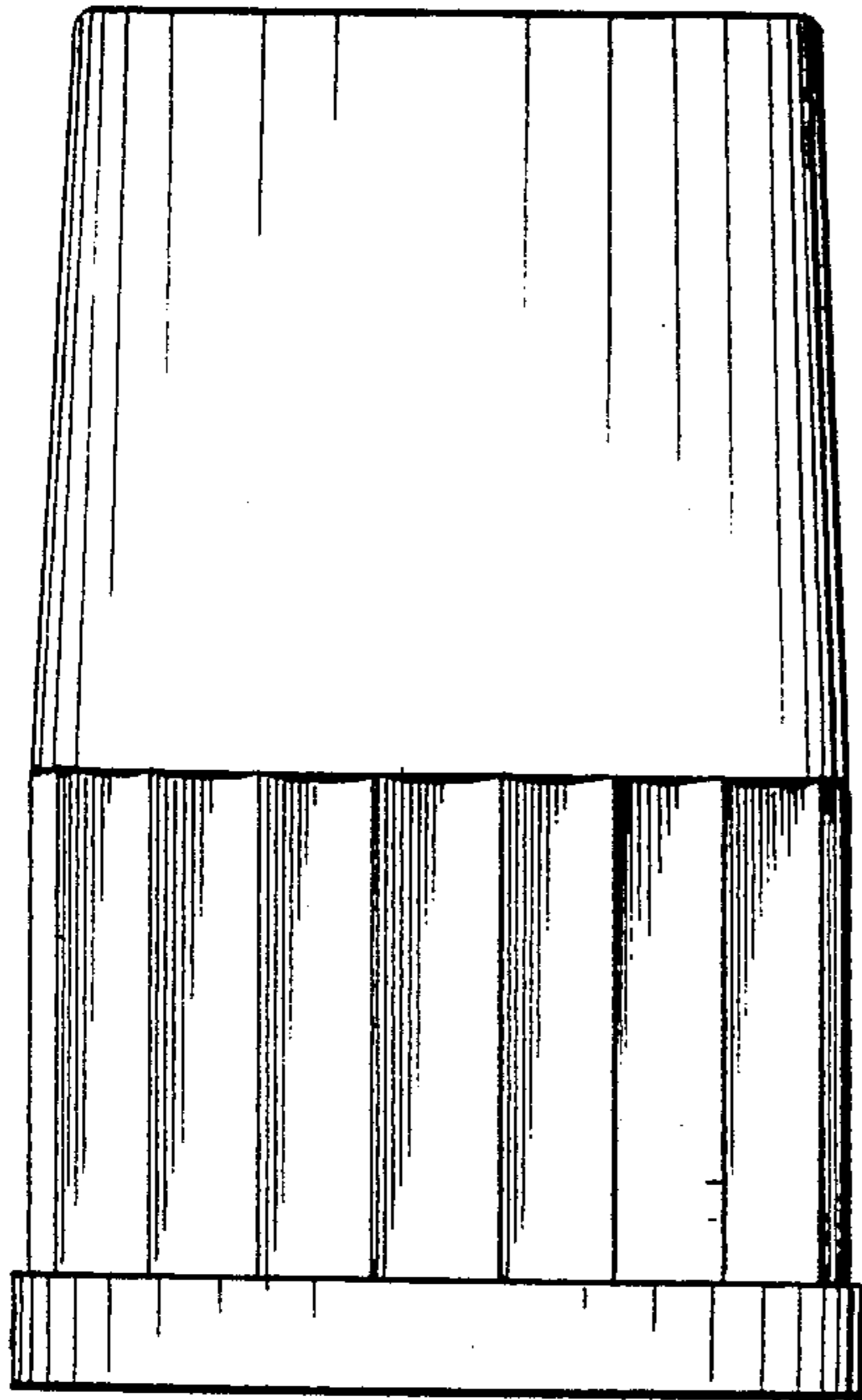


Fig. 5.

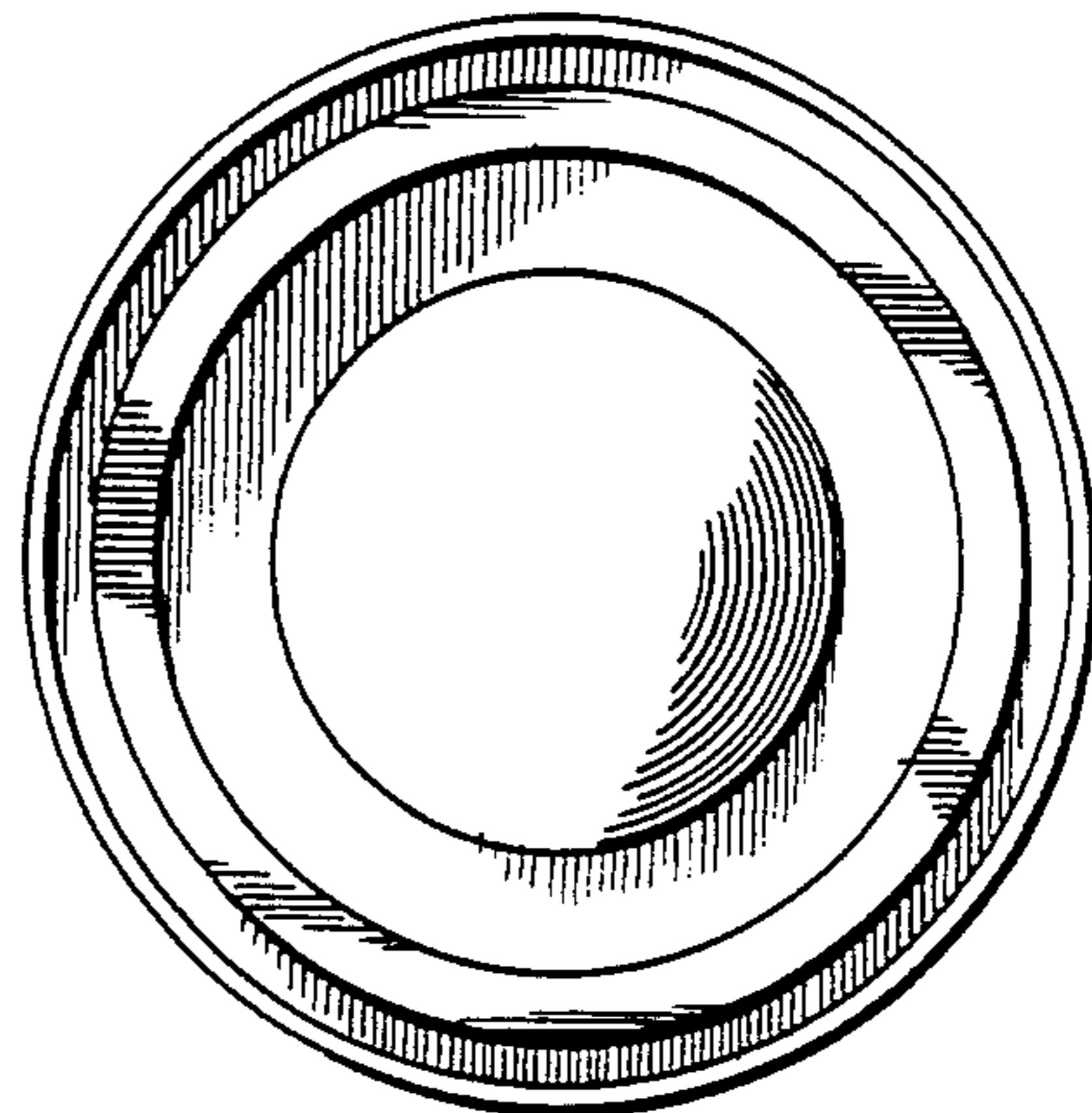


Fig. 6.