

[54] KEY BOW COVER  
 [75] Inventor: Phillip D. Stinson, Sikeston, Mo.  
 [73] Assignee: Amerock Corporation, Rockford, Ill.  
 [\*\*] Term: 14 Years  
 [21] Appl. No.: 926,249  
 [22] Filed: Nov. 3, 1986  
 [52] U.S. Cl. .... D8/347  
 [58] Field of Search ..... D8/347-348;  
 70/369, 393, 395, 402, 405-406, 408, 456 R,  
 457-458

4,583,383 4/1986 Bosco et al. .... 70/408

FOREIGN PATENT DOCUMENTS

2614310 10/1977 Fed. Rep. of Germany .  
 2644794 9/1978 Fed. Rep. of Germany .  
 1538140 7/1968 France .

OTHER PUBLICATIONS

Schlage C-84 Catalogue (1984) p. 52, "Access Bow" Pin Tumbler Key.

Primary Examiner—Wallace R. Burke  
 Assistant Examiner—Brian N. Vinson  
 Attorney, Agent, or Firm—Leydig, Voit & Mayer

[56] References Cited

U.S. PATENT DOCUMENTS

D. 252,732	8/1979	Price	.....	D8/347
D. 290,085	6/1987	Foshee	.....	D8/347
1,646,528	10/1927	Fairchild	.	
1,903,586	4/1933	Arnold et al.	.....	70/408
2,653,492	9/1953	Abrams	.....	76/110
3,349,589	10/1967	Fricke	.....	70/395
3,427,833	2/1969	Lempke	.....	70/408
3,526,112	9/1970	Herrington	.....	70/395
3,579,183	5/1971	Lipschutz	.....	340/52
3,729,965	5/1973	Gartner	.....	70/395
3,780,550	12/1973	Simorgh	.....	70/395
3,786,659	1/1974	Elder et al.	.....	70/395
3,797,291	3/1974	Simorgh	.....	70/395
3,895,508	7/1975	Crasnianski	.....	70/395
4,102,166	7/1978	Hughes	.....	70/456 R
4,208,894	6/1980	Surko, Jr.	.....	D8/347 X
4,287,735	9/1981	Brunken et al.	.....	70/408 X
4,312,200	1/1982	Thomas	.....	70/408
4,403,487	9/1983	Marty	.....	70/408

[57] CLAIM

The ornamental design for a key bow cover, as shown and described.

DESCRIPTION

FIG. 1 is a rear elevational view of a key bow cover showing my new design;  
 FIG. 2 is a left side elevational view thereof, the right side being a mirror image;  
 FIG. 3 is a front elevational view thereof;  
 FIG. 4 is a top plan view thereof;  
 FIG. 5 is a bottom plan view thereof;  
 FIG. 6 is a partial, enlarged vertical cross-sectional view thereof, taken in the direction of line 6—6 of FIG. 2; and,  
 FIG. 7 is a top left side perspective view thereof, the broken-line showing of the key being for illustrative purposes only and forming no part of the claimed design.

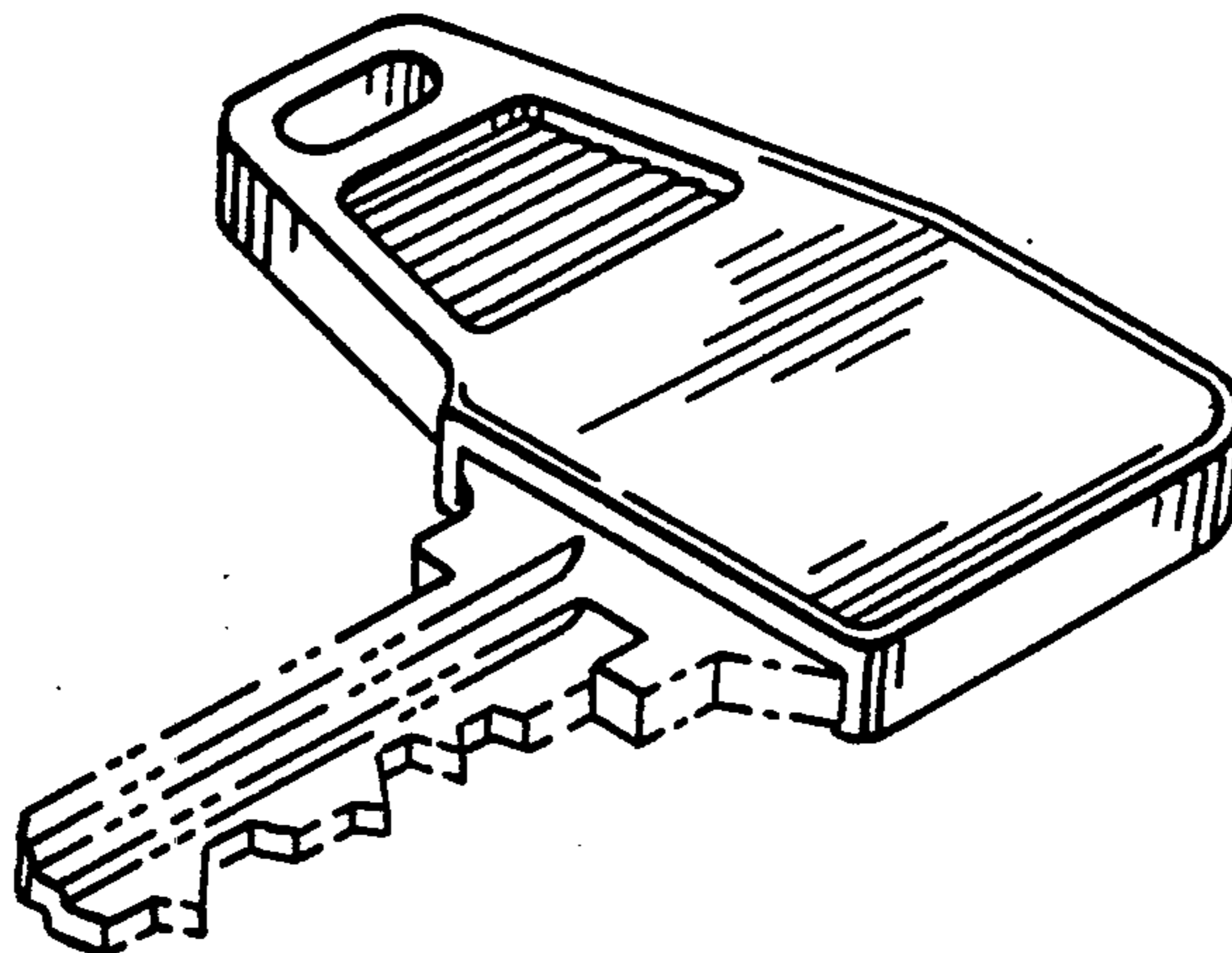




FIG. 1.

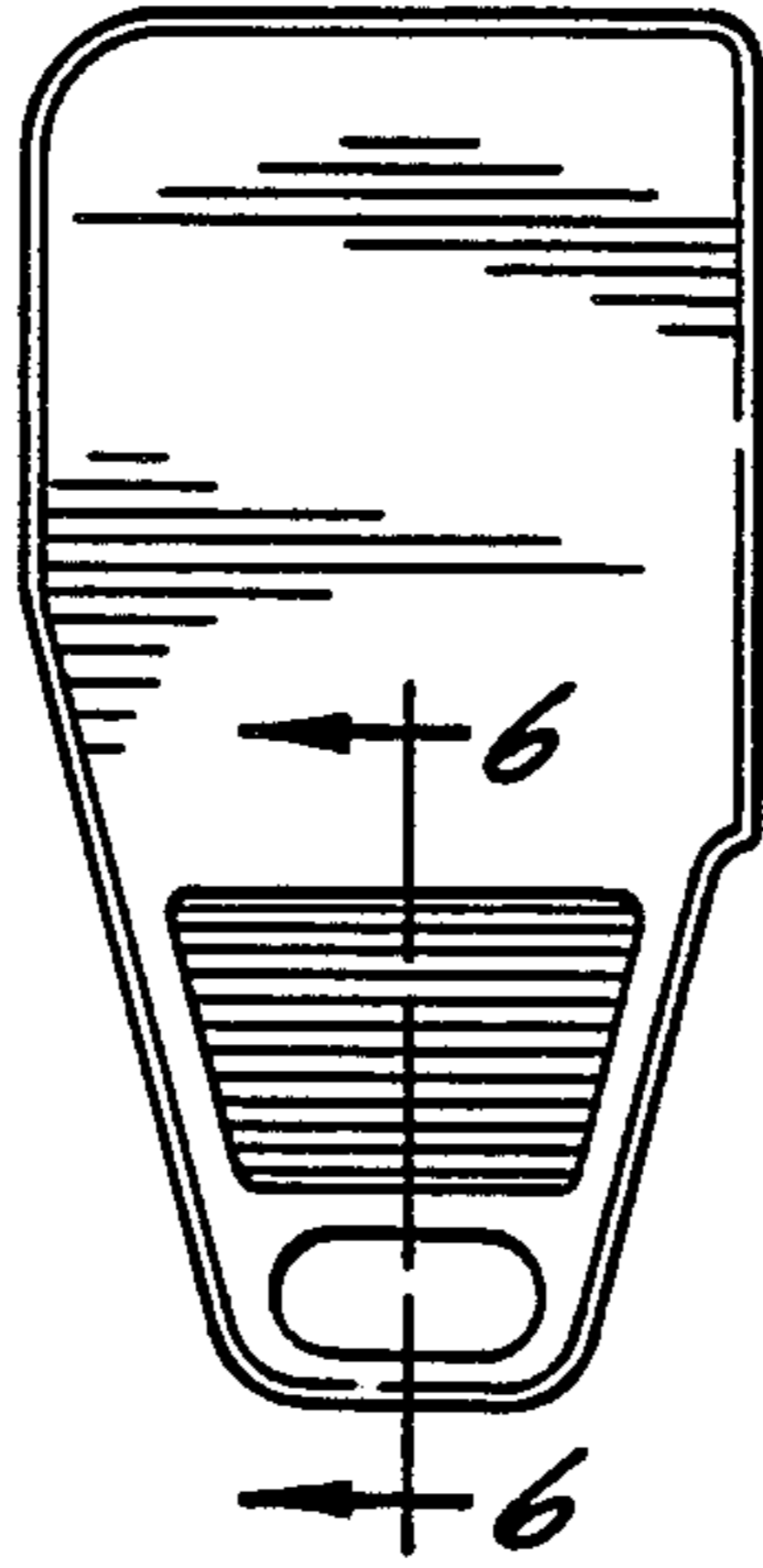


FIG. 2.



FIG. 3.



FIG. 4.



FIG. 5.



FIG. 6.




FIG. 7.