

[54] INSULATED JUG OR THE LIKE

[75] Inventor: Anso Zimmermann, Bad Hersfeld, Fed. Rep. of Germany

[73] Assignee: Rotpunkt Dr. Anso Zimmermann, Niederaula, Fed. Rep. of Germany

[\*\*] Term: 14 Years

[21] Appl. No.: 723,662

[22] Filed: Apr. 16, 1985

[30] Foreign Application Priority Data

Oct. 18, 1984 [DE] Fed. Rep. of Germany ..... 8 AR 166/84

[52] U.S. Cl. .... D7/317; D7/319

[58] Field of Search ..... D7/316, 317, 318, 319, D7/312, 320-322

[56] References Cited

U.S. PATENT DOCUMENTS

- D. 63,882 2/1924 Curtiss ..... D7/321
- D. 174,369 4/1955 Barnhart ..... D7/321
- D. 179,261 11/1956 Orr ..... D7/321

- D. 201,839 8/1965 Erkers ..... D7/317
- D. 285,768 9/1986 Zimmermann ..... D7/317

OTHER PUBLICATIONS

*Retailing Home Furnishings, Supplement To HFD*, Nov. 15, 1982, p. 2, Sec. One Concept 2/Hammarplast, middle jug shown.



*Primary Examiner*—Winifred E. Herrmann  
*Attorney, Agent, or Firm*—Scully, Scott, Murphy & Presser

[57] CLAIM

The ornamental design for an insulated jug or the like, as shown and described.

DESCRIPTION

FIG. 1 is a top, front, and right side perspective view of an insulated jug or the like, showing my new design; FIG. 2 is a rear elevational view thereof; FIG. 3 is a front elevational view thereof; FIG. 4 is a right-side elevational view thereof, the left side being a mirror image thereof; and FIG. 5 is a top plan view thereof. The bottom of the insulated jug, or the like is plane and unornamented.






FIG. 1

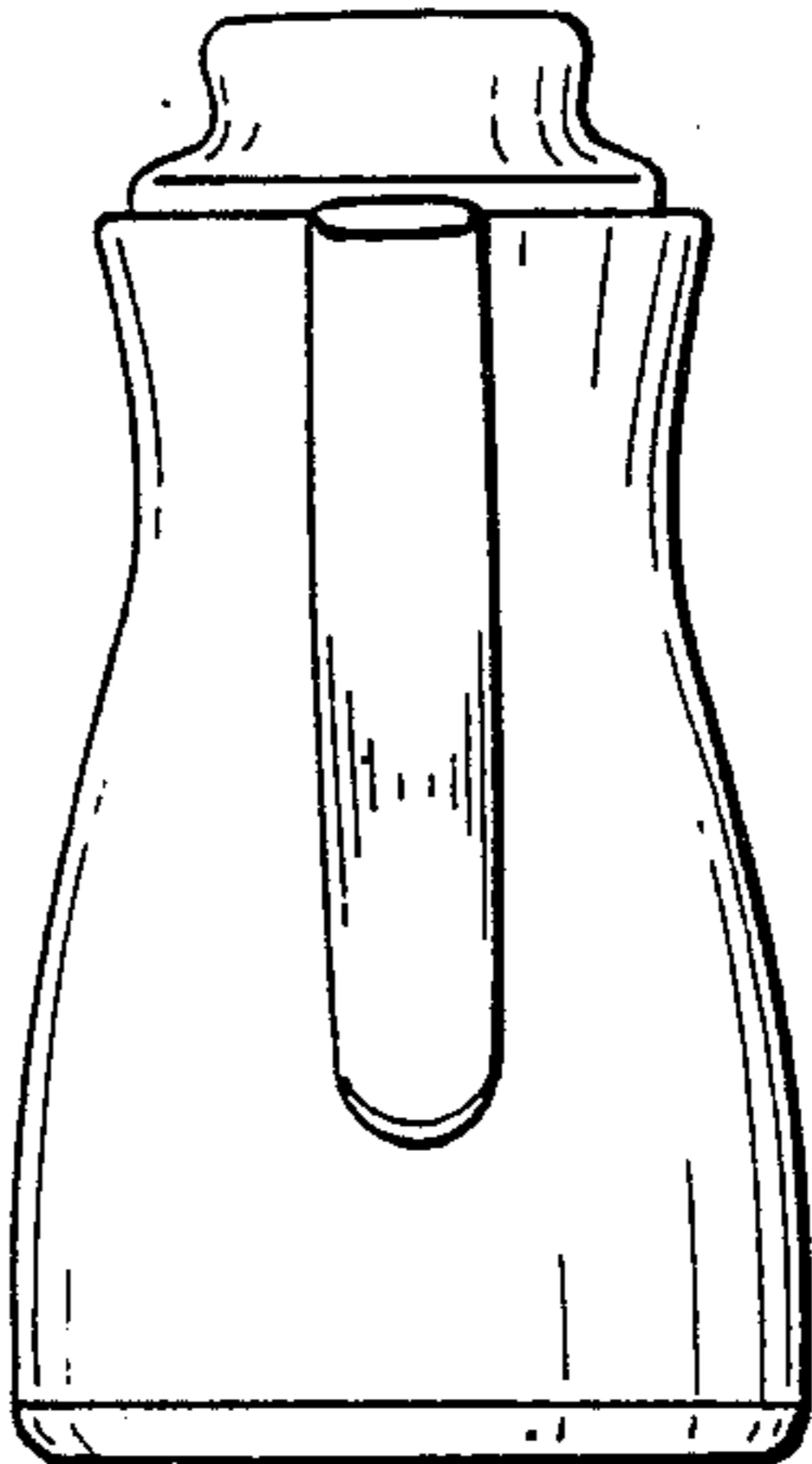


FIG. 2

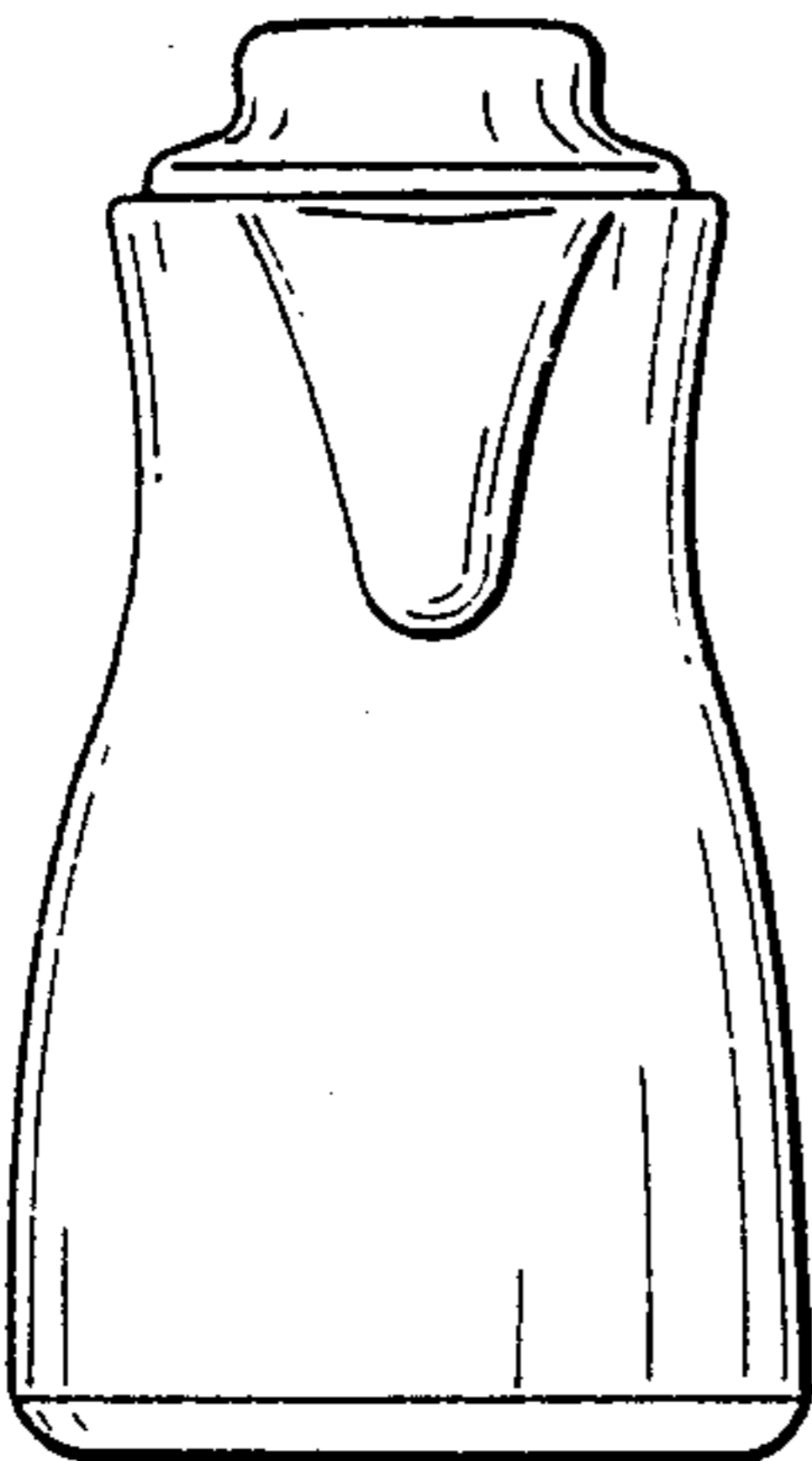


FIG. 3




FIG. 4

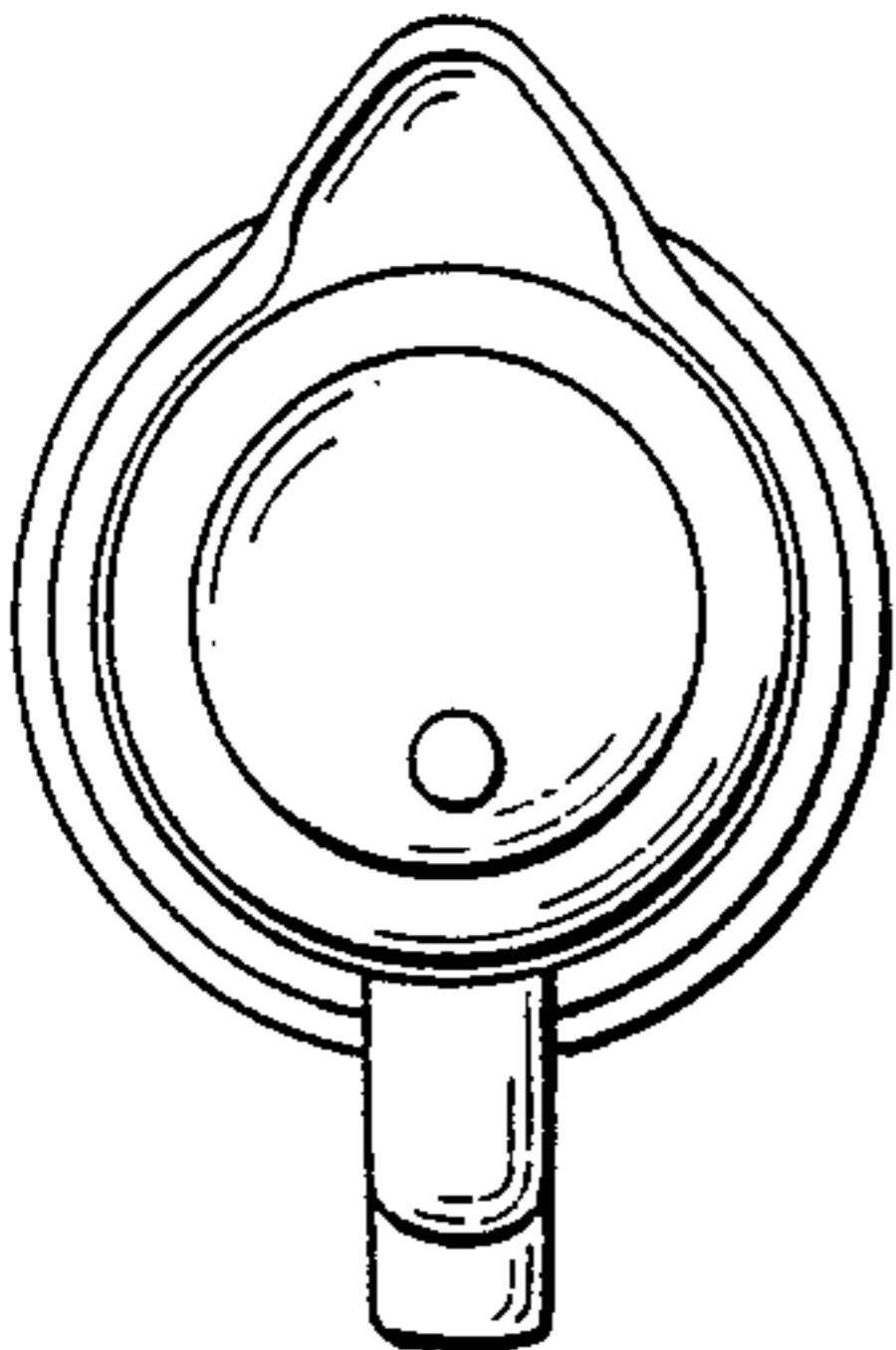


FIG. 5