

[54] SHOE SOLE

[75] Inventors: Shigeyuki Mitsui, Kobe; Yoshiaki Hase, Akashi, both of Japan

[73] Assignee: ASICS Corporation, Japan

[**] Term: 14 Years

[21] Appl. No.: 772,601

[22] Filed: Sep. 4, 1985

[30] Foreign Application Priority Data

Mar. 8, 1985 [JP] Japan 60-9444

[52] U.S. Cl. D2/320

[58] Field of Search D2/264, 274, 287, 293, D2/301, 309-313, 318-320; 36/24.5, 25 R, 28, 29, 32 R, 59 C, 105, 102, 114, 83-87

[56] References Cited

U.S. PATENT DOCUMENTS

D. 234,930	4/1975	Arambasic	D2/320
D. 275,146	8/1984	Kilgore	D2/320
D. 281,641	12/1985	Shiki	D2/320
4,281,467	8/1981	Anderle	36/32 R

OTHER PUBLICATIONS

Footwear News, Monday, 10/7/85, p. 24—Pivot II Tennis Shoe Sole at lower right.

Primary Examiner—Louis S. Zarfes
Attorney, Agent, or Firm—Lyon & Lyon

[57] CLAIM

The ornamental design for a shoe sole, as shown and described.

DESCRIPTION

FIG. 1 is a top plan view of a shoe sole showing our new design;

FIG. 2 is a bottom plan view of the shoe sole;

FIG. 3 is a front elevational view of the shoe sole;

FIG. 4 is a rear elevational view of the shoe sole;

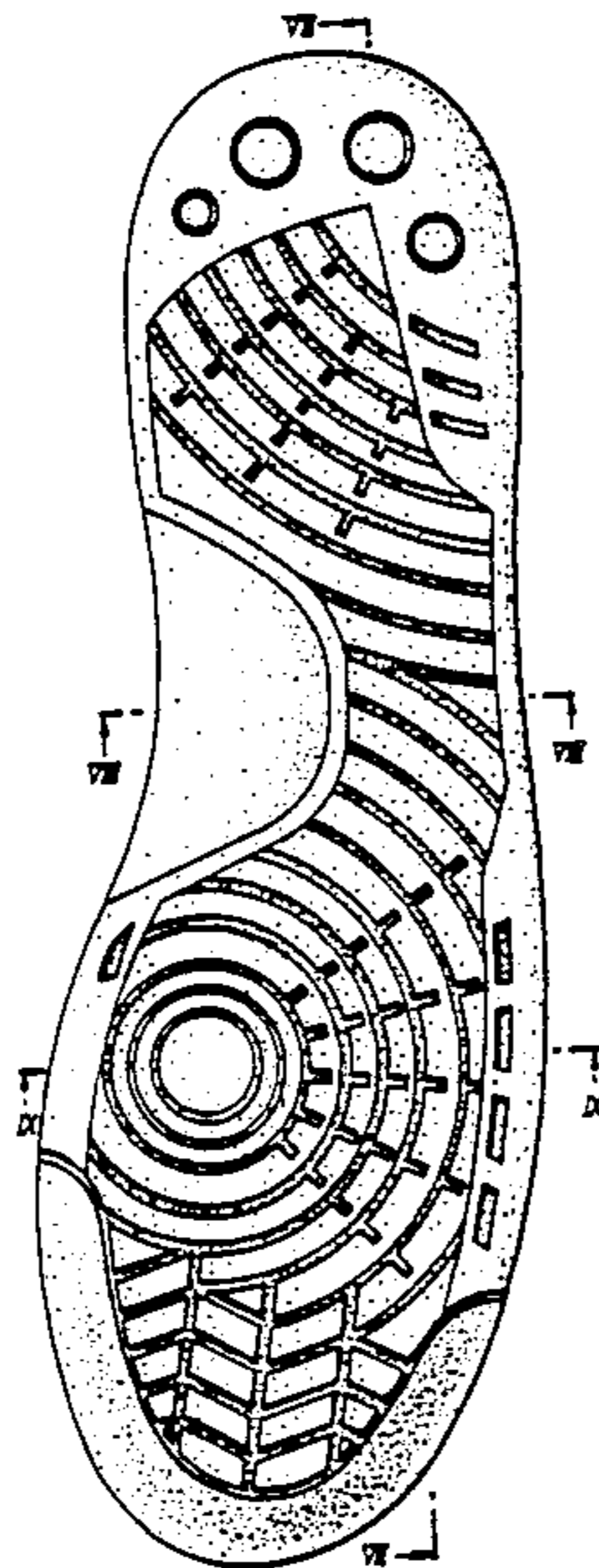
FIG. 5 is a left side elevational view of the shoe sole;

FIG. 6 is a right side elevational view of the shoe sole;

FIG. 7 is a cross section taken along line VII—VII in FIG. 1;

FIG. 8 is a cross section taken along line VIII—VIII in FIG. 1; and

FIG. 9 is a cross section taken along line IX—IX in FIG. 1.



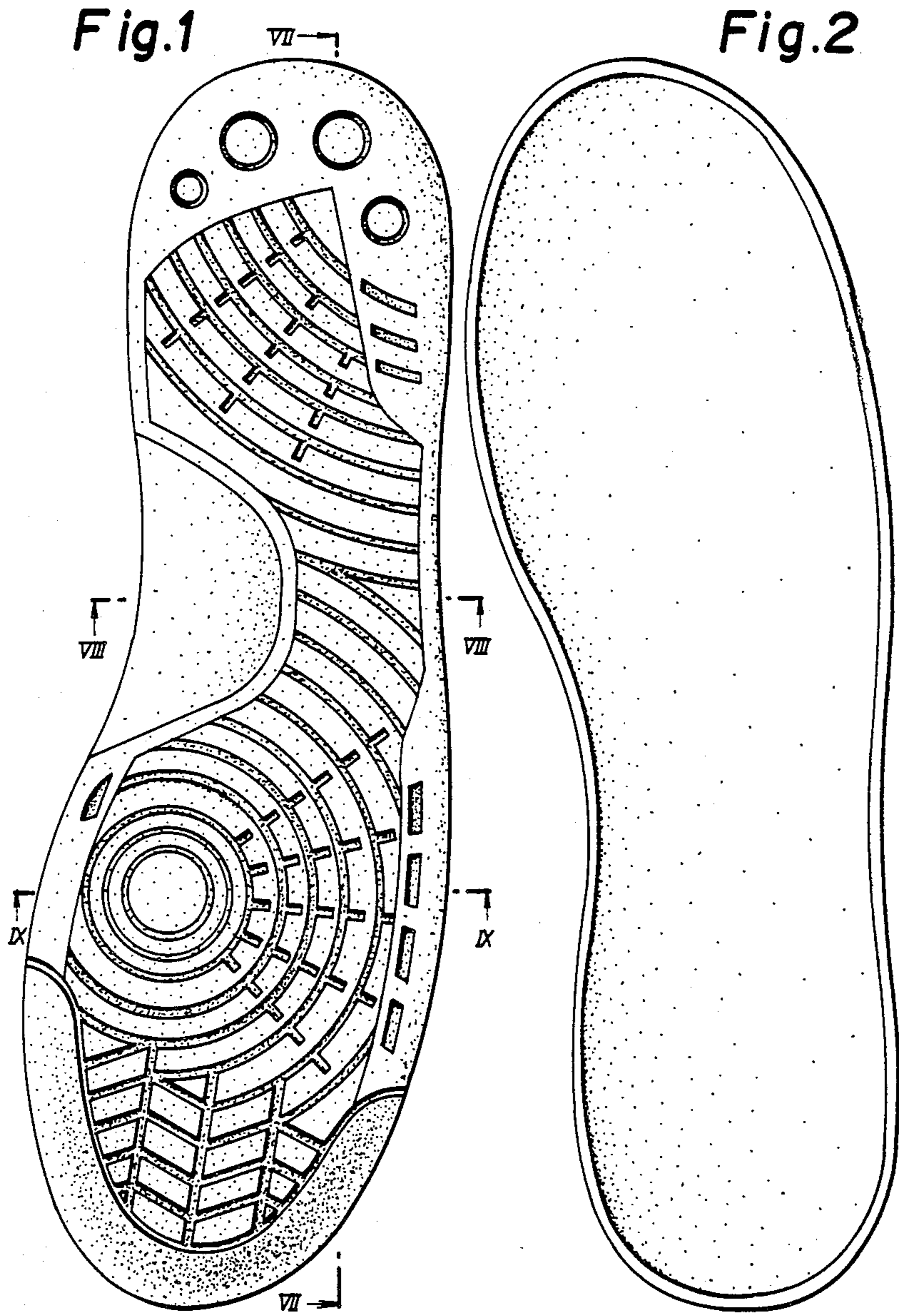


Fig. 3



Fig. 4




Fig. 5



Fig. 6



Fig. 7

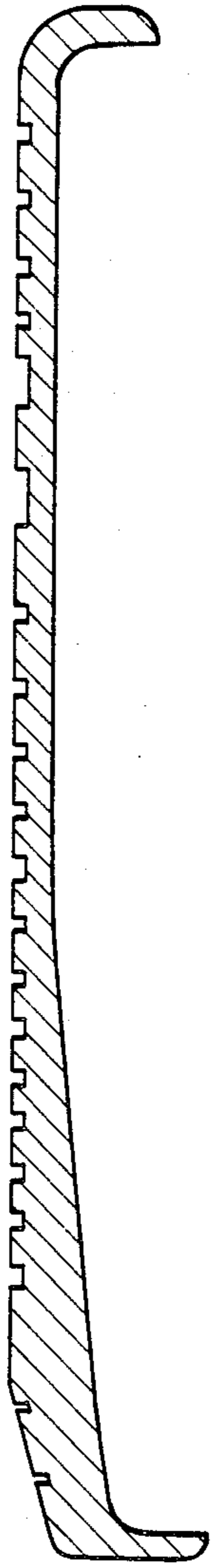


Fig. 9

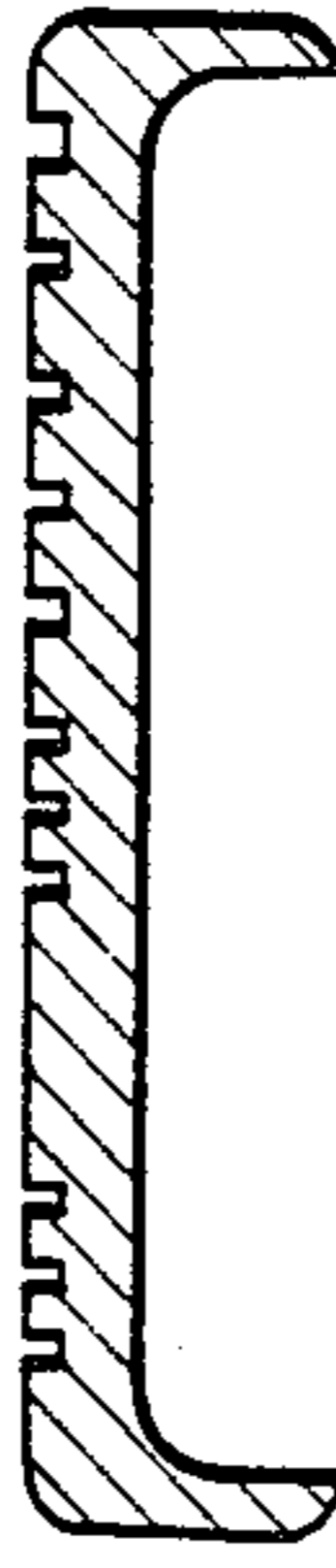


Fig. 8

