

[54] **SHOE SOLE**

[75] **Inventor: Junichi Kiyosawa, Kobe, Japan**

[73] **Assignee: Asics Corporation, Japan**

[**] **Term: 14 Years**

[21] **Appl. No.: 772,955**

[22] **Filed: Sep. 4, 1985**

[30] **Foreign Application Priority Data**

Mar. 8, 1985 [JP] Japan 60-9443

[52] **U.S. Cl. D2/320**

[58] **Field of Search D2/264, 274, 287, 293, D2/301, 309-313, 318-320; 36/24.5, 25 R, 28, 29, 32 R, 44, 59 C, 83-87, 102, 105, 114**

[56] **References Cited**

U.S. PATENT DOCUMENTS

- D. 77,183 12/1928 Oakley D2/320
- D. 164,457 9/1951 Sprigg D2/320
- D. 238,123 12/1975 Davis D2/320
- D. 257,799 1/1981 Combaret D2/320
- D. 266,371 10/1982 Stubblefield D2/320

- D. 280,355 9/1985 Austin D2/320
- 4,481,727 11/1984 Stubblefield 36/83

FOREIGN PATENT DOCUMENTS

1093702 11/1960 Fed. Rep. of Germany D2/230

Primary Examiner—Louis S. Zarfes
Attorney, Agent, or Firm—Lyon & Lyon

[57] **CLAIM**

The ornamental design for a shoe sole, as shown and described.

DESCRIPTION

FIG. 1 is a top plan view of a shoe sole showing our new design;
FIG. 2 is a bottom plan view of the shoe sole;
FIG. 3 is a front elevational view of the shoe sole;
FIG. 4 is a rear elevational view of the shoe sole;
FIG. 5 is a left side elevational view of the shoe sole;
FIG. 6 is a right side elevational view of the shoe sole;
FIG. 7 is a cross section taken along line VII—VII in FIG. 1; and
FIG. 8 is a cross section taken along line VIII—VIII in FIG. 1.

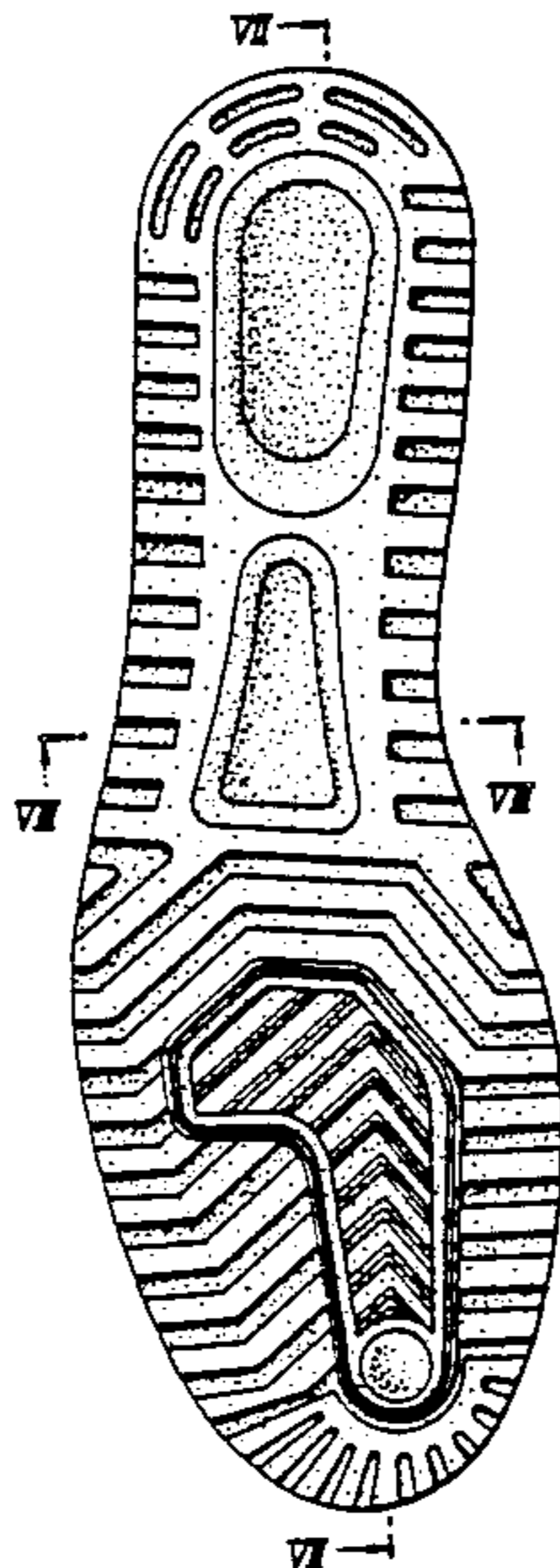


Fig. 1

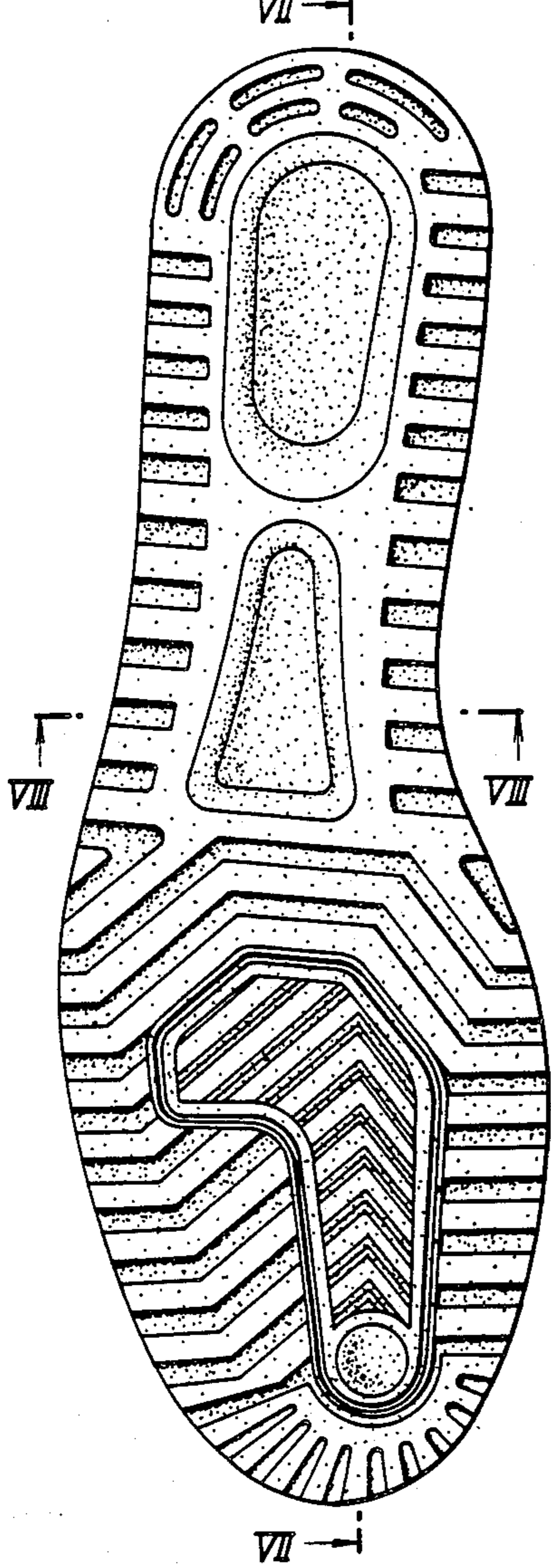


Fig. 2

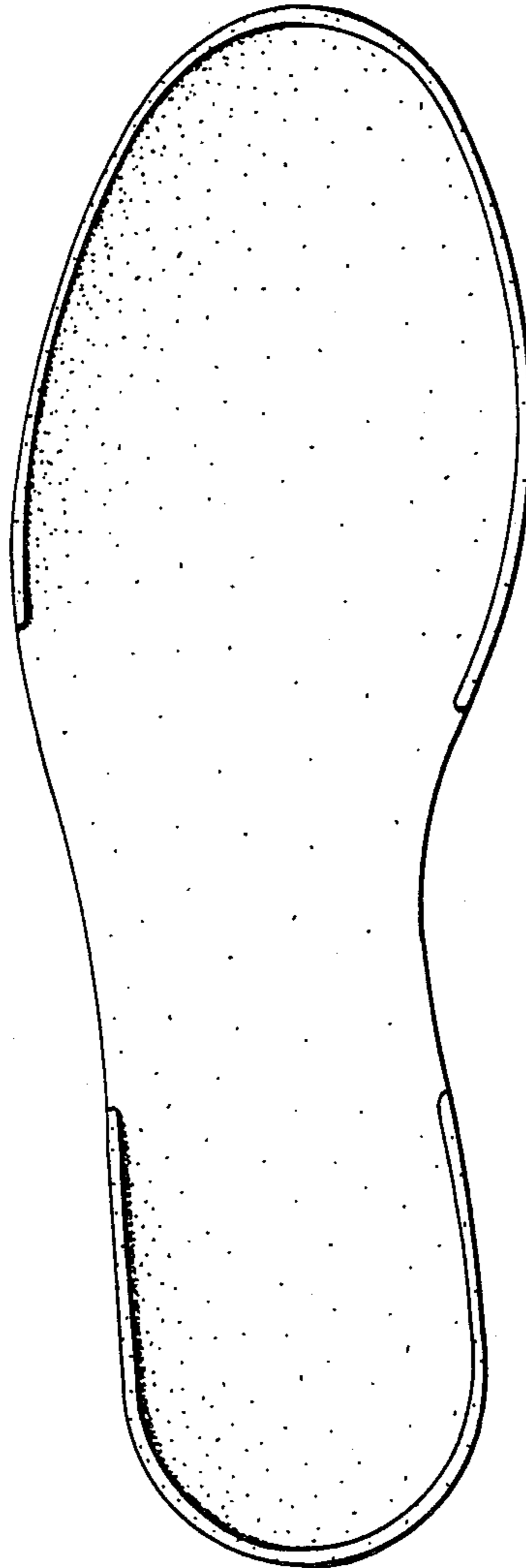


Fig. 3




Fig. 4

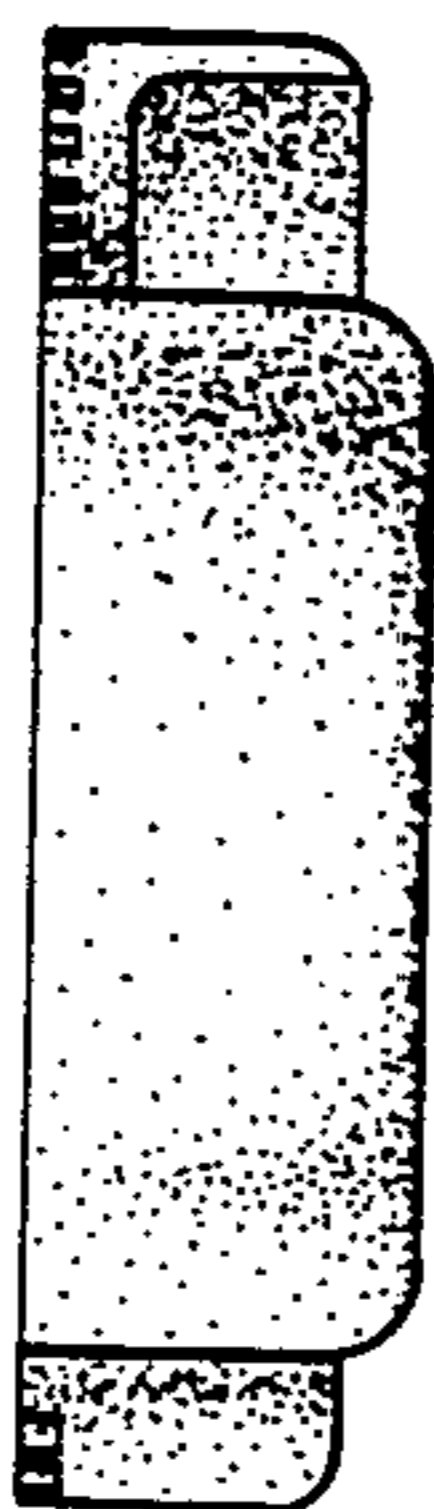


Fig. 5

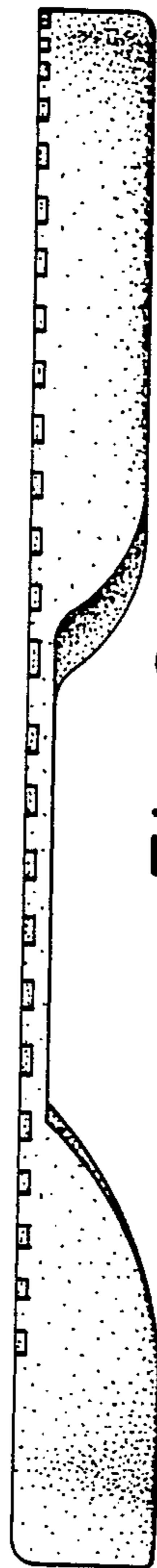


Fig. 6

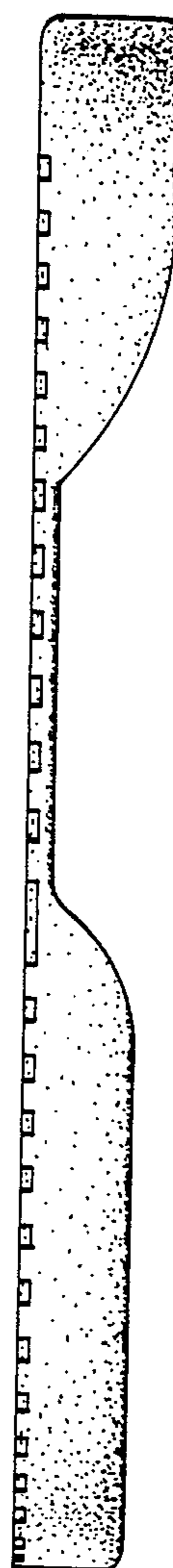


Fig. 7

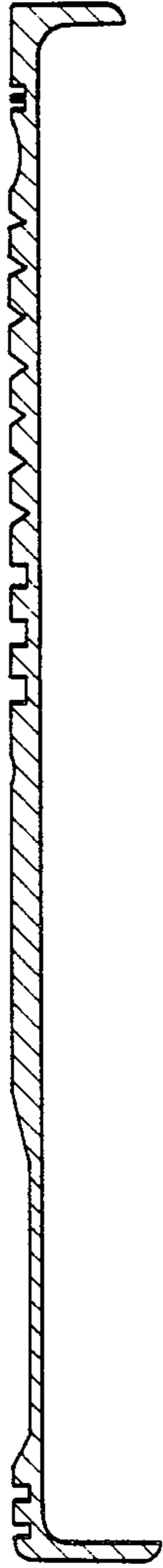


Fig. 8

