

[54] VACUUM CLEANER HOSE HANDLE

[75] Inventor: William C. Traylor, Jr., Birmingham, Mich.

[73] Assignee: Whirlpool Corporation, Benton Harbor, Mich.

[\*\*] Term: 14 Years

[21] Appl. No.: 658,893

[22] Filed: Oct. 9, 1984

[52] U.S. Cl. .... D32/31

[58] Field of Search ..... D32/25, 31-34; 15/143 R, 144, 145, 327, 327 R, 377, 410-411, 347, 324; 339/7, 15, 16 R; 285/7; 174/47

[56] References Cited

U.S. PATENT DOCUMENTS

D. 209,810	1/1968	Bowers, Jr. et al. ....	D32/34
D. 215,490	9/1969	Descarries .....	D32/34
D. 223,925	6/1972	Hawkins et al. ....	D13/38
D. 237,036	10/1975	Neceda .....	D32/31
D. 252,567	8/1979	Harbage et al. ....	D13/38
2,986,764	6/1961	Krammes .....	15/320
3,537,064	10/1970	Breslin .....	339/16 R
3,579,706	5/1971	Hetland .....	15/327 R

3,588,943	6/1971	Hetland .....	15/327 R
3,766,347	10/1973	Brooks et al. ....	15/324
3,885,267	5/1975	Maurer et al. ....	15/339
4,079,965	3/1978	Moughty et al. ....	174/47
4,447,930	5/1984	Glenn, III et al. ....	15/377

OTHER PUBLICATIONS

Electrical Merchandising Week, Jun. 6, 1960, p. 5, Hoover Electric Floor Washer.

Primary Examiner—Wallace R. Burke

Assistant Examiner—Ruth E. Takemoto

Attorney, Agent, or Firm—Wood, Dalton, Phillips, Mason & Rowe

[57] CLAIM

The ornamental design for a vacuum cleaner hose handle, as shown.

DESCRIPTION

FIG. 1 is a perspective view of a vacuum cleaner hose handle showing my new design; FIG. 2 is a top plan view thereof; FIG. 3 is a left side elevational view thereof, the right side being a mirror image; FIG. 4 is a front elevational view thereof; and FIG. 5 is a rear elevational view thereof.

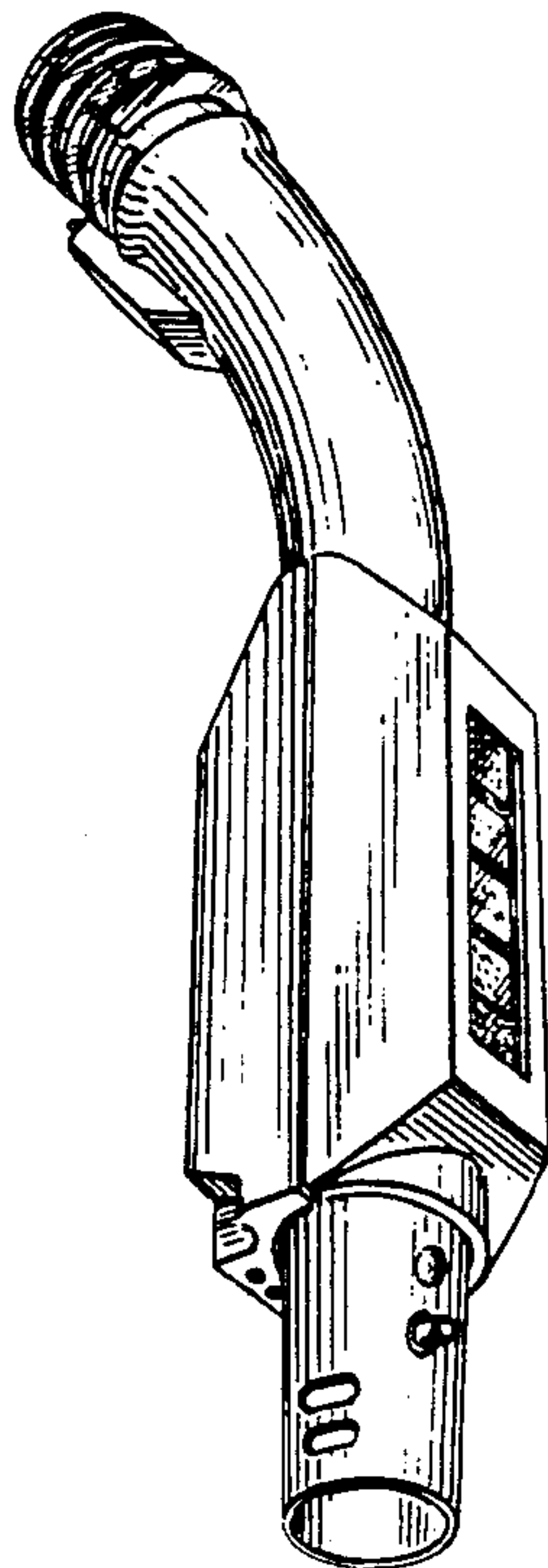


FIG. 1

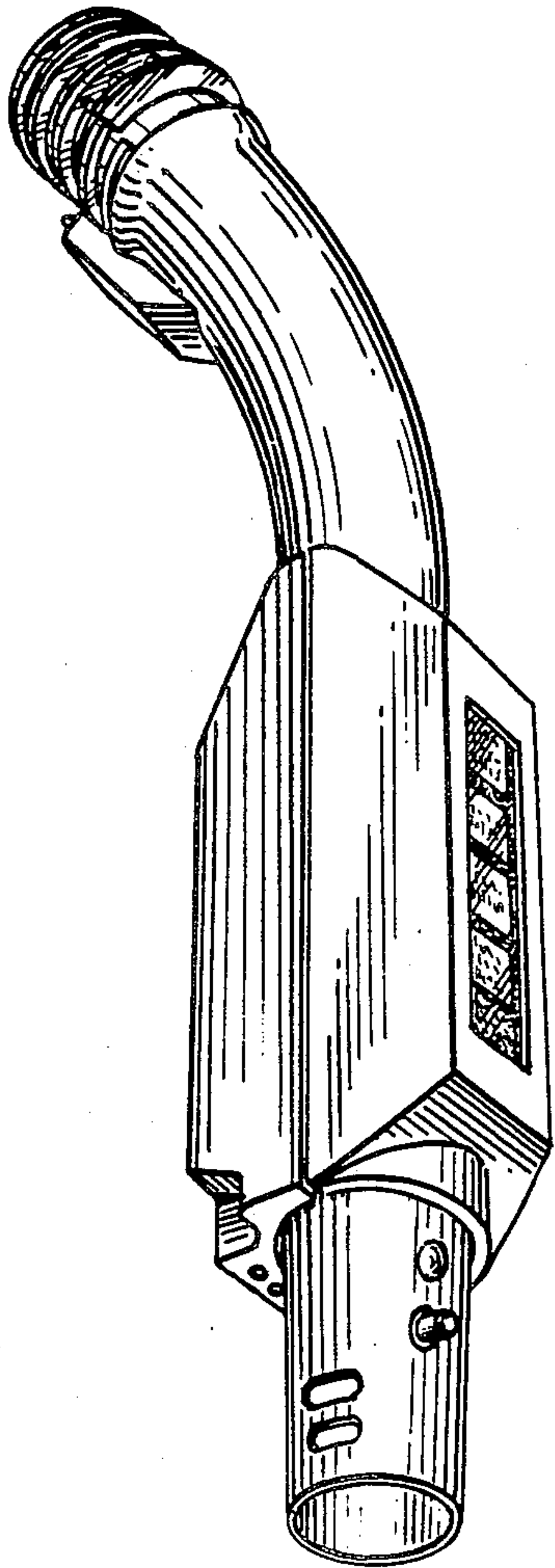


FIG. 2




FIG. 3

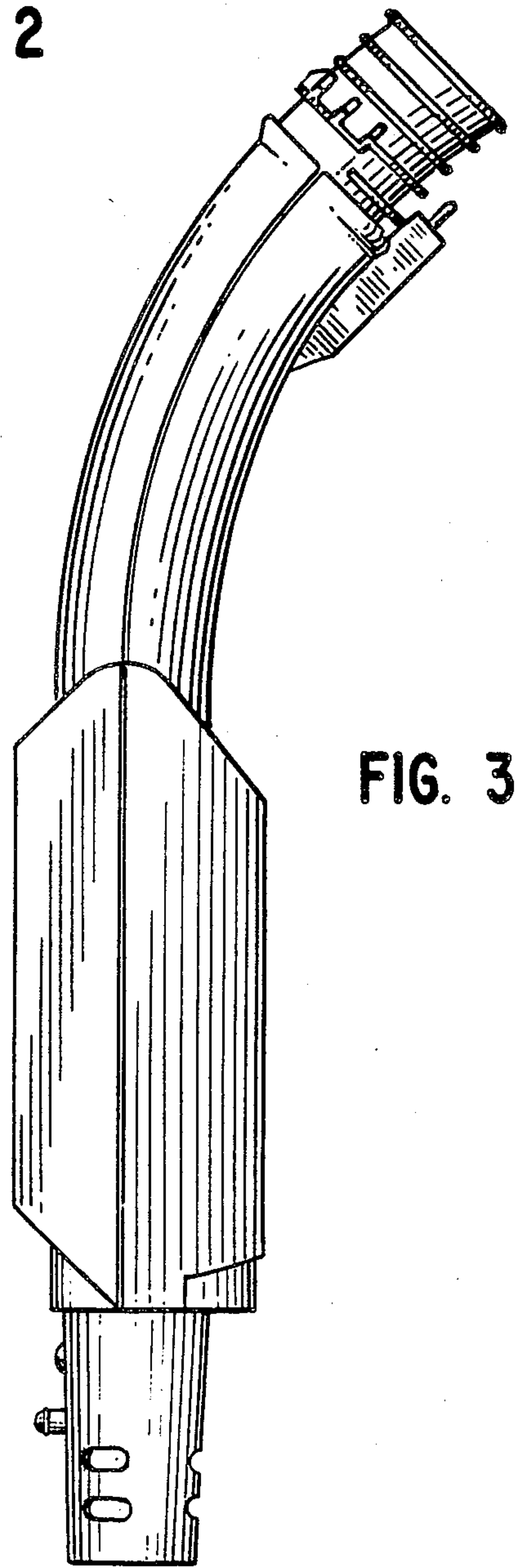


FIG. 4

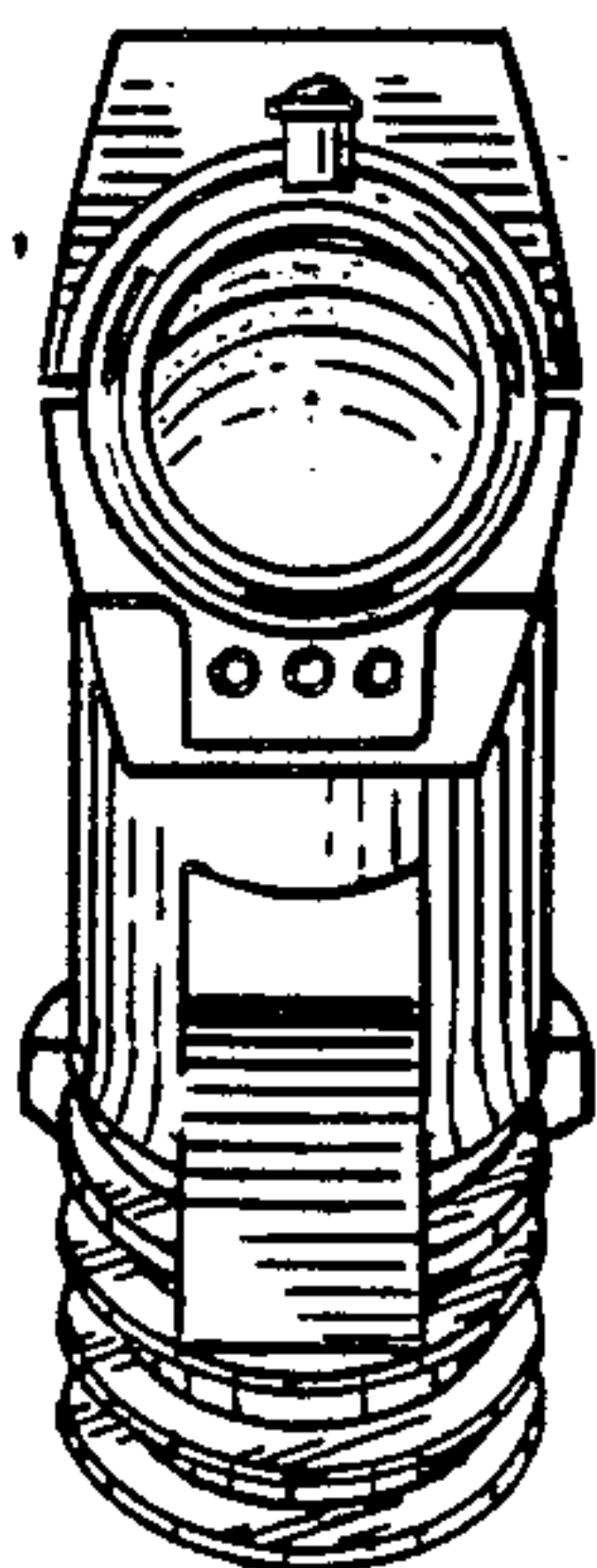


FIG. 5

