

[54] BUCKLE AND STRAP ASSEMBLY FOR A GIRTH STRAP

4,434,604 3/1984 Bird ..... 54/23

[75] Inventor: Elizabeth A. Bird, Droitwich, United Kingdom

FOREIGN PATENT DOCUMENTS

34875 3/1886 Fed. Rep. of Germany ..... 54/23  
515868 12/1939 United Kingdom ..... 54/23

[73] Assignee: Cottage Industries (Equestrian) Limited, Worcestershire, England

Primary Examiner—Wallace R. Burke  
Assistant Examiner—Brian N. Vinson  
Attorney, Agent, or Firm—Neil F. Markva

[\*\*] Term: 14 Years

[21] Appl. No.: 672,684

[57] CLAIM

The ornamental design for a buckle and strap assembly for a girth strap, as shown and described.

[22] Filed: Nov. 19, 1984

[30] Foreign Application Priority Data

DESCRIPTION

May 19, 1984 [GB] United Kingdom ..... 1019776

[52] U.S. Cl. .... D30/134

[58] Field of Search ..... D30/19, 23-29;  
54/1, 23

FIG. 1 is a perspective view of a buckle and strap assembly for a girth strap showing my new design, with the cross-hatching being indicative of conventional fabric and understood to entirely cover the area indicated, and the broken-line showing of the girth strap being for illustrative purposes only and forming no part of the claimed design;

[56] References Cited

U.S. PATENT DOCUMENTS

3,807,135 4/1974 Leiderman ..... D30/19 X  
4,132,055 1/1979 Bird ..... 54/23  
4,187,663 2/1980 LaCroix, Jr. .... 54/23

FIG. 2 is an enlarged top plan view thereof;

FIG. 3 is a side elevational view thereof with the opposite side being substantially similar in appearance.

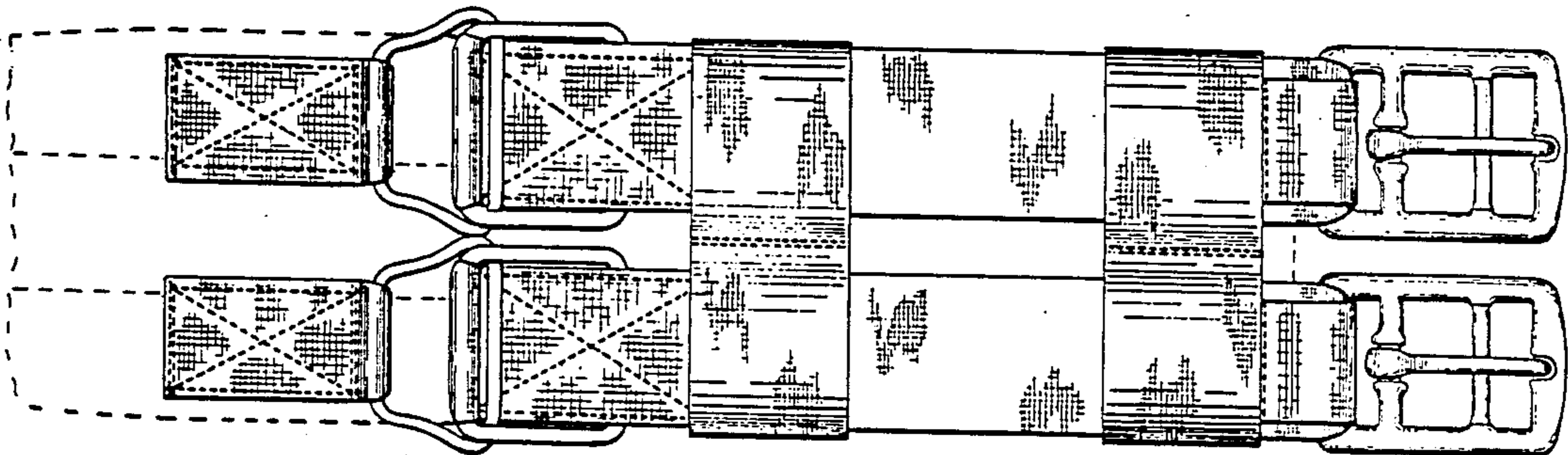
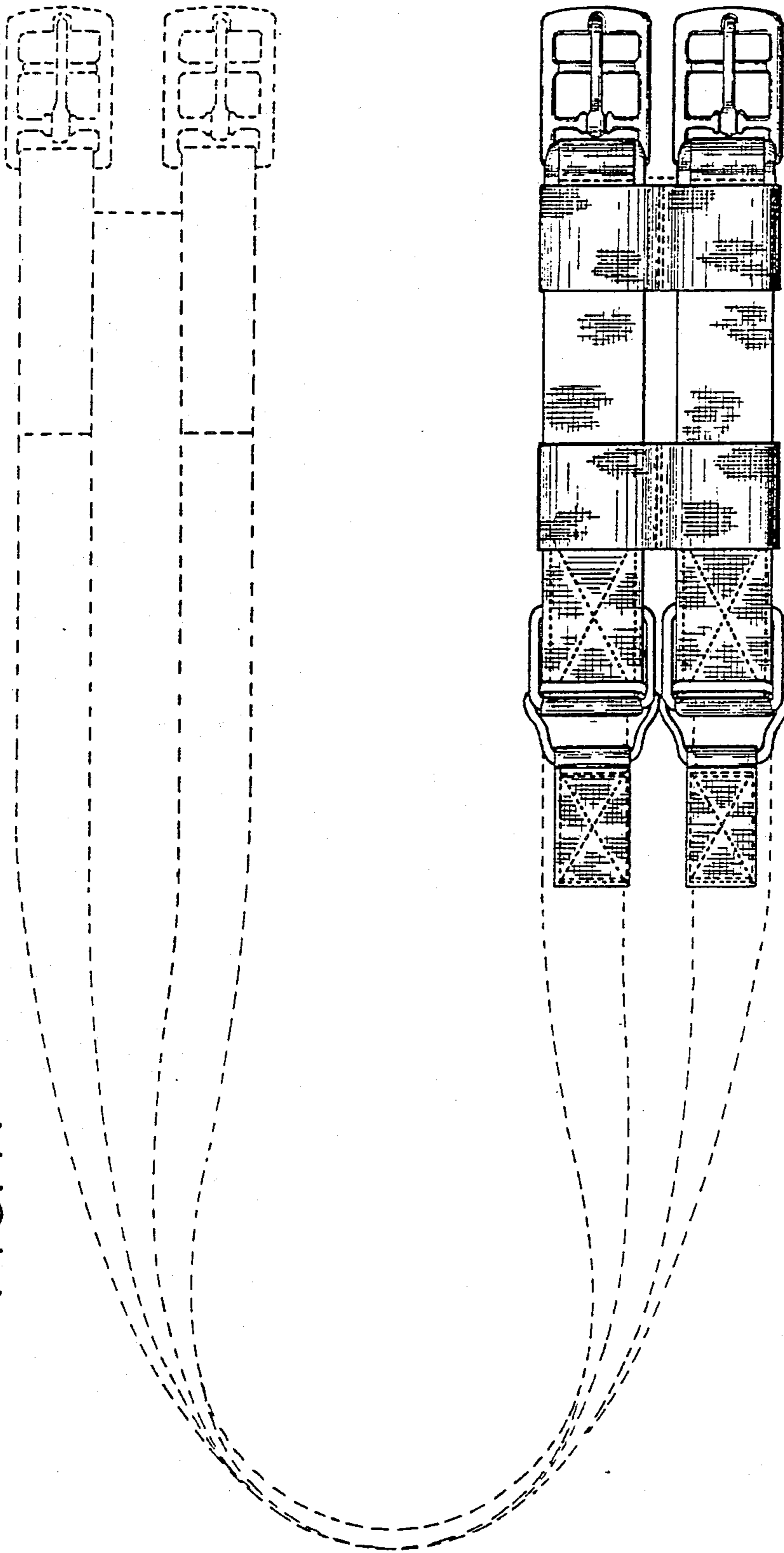


FIG. 1.



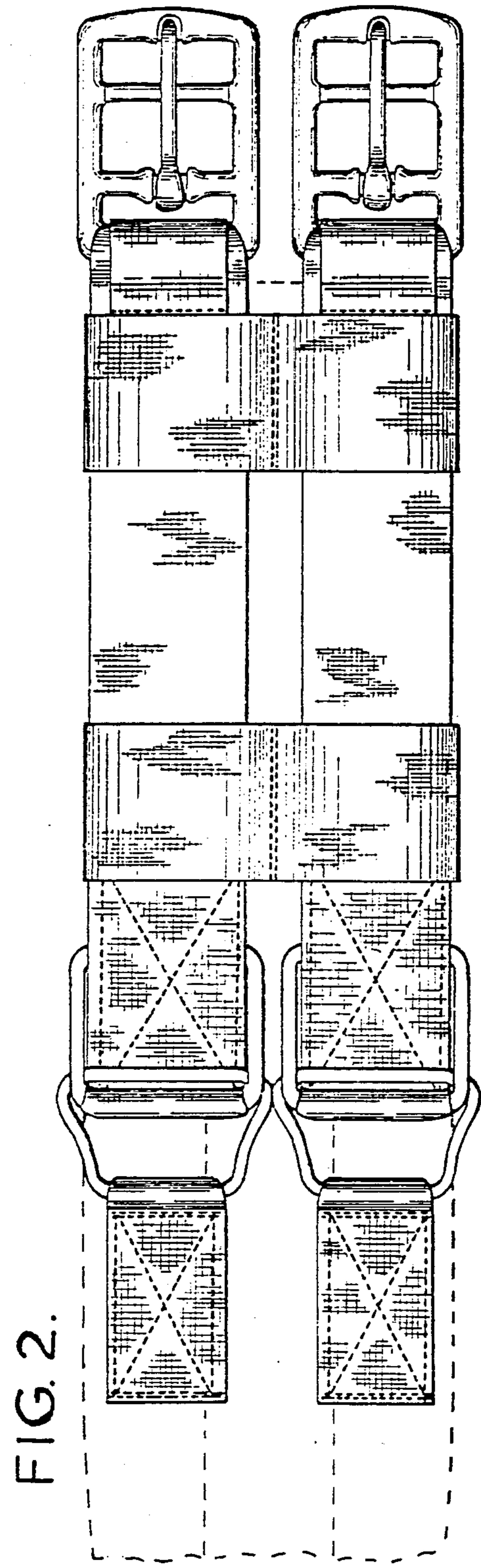


FIG. 3.

