

[54] TRANSLUCENT BUILDING BLOCK OR THE LIKE

[75] Inventors: Thomas J. Pirosko, McMurray; Francis J. Zavada, Aliquippa, both of Pa.

[73] Assignee: Pittsburgh Corning Corporation, Pittsburgh, Pa.

[**] Term: 14 Years

[21] Appl. No.: 583,417

[22] Filed: Feb. 24, 1984

[52] U.S. Cl. D25/108

[58] Field of Search D25/721, 80, 86, 94, D25/91, 92; 52/306, 308, 608

[56] References Cited

U.S. PATENT DOCUMENTS

- D. 85,320 10/1931 Bowman .
- D. 109,025 3/1938 Perkins .
- D. 114,085 4/1939 Lockart D25/72
- D. 114,086 4/1939 Lockart D25/72
- D. 193,392 8/1962 Kingsbury .
- D. 196,971 11/1963 Virkkala .
- D. 198,626 7/1964 Lockart et al. .
- D. 210,372 3/1968 Behnk et al. D25/72
- D. 210,373 3/1968 Behask et al. .
- D. 217,924 6/1970 Clostermann et al. .

- 2,086,185 7/1937 Keaney 52/306
- 3,798,861 3/1974 Weiss 52/608 X
- 4,023,319 5/1977 Kurata 52/306 X

OTHER PUBLICATIONS

Glass Block by Pittsburgh Corning, Exterior and Interior applications, Mar. 1978, p. 6, center block, lower central photograph, corner blocks.

Primary Examiner—A. Hugo Word
Attorney, Agent, or Firm—Stanley J. Price, Jr.

[57] CLAIM

The ornamental design for a translucent building block or the like, as shown and described.

DESCRIPTION

FIG. 1 is a perspective view of the translucent building block or the like illustrating our new design.


FIG. 2 is a top plan view of the block illustrated in FIG. 1.

FIG. 3 is a view in front elevation of the block illustrated in FIG. 1.

FIG. 4 is a view in side elevation of the block illustrated in FIG. 1.

FIG. 5 is another view in side elevation of the block illustrated in FIG. 2.

FIG. 6 is another view in side elevation of the block illustrated in FIG. 1.






FIG. 1

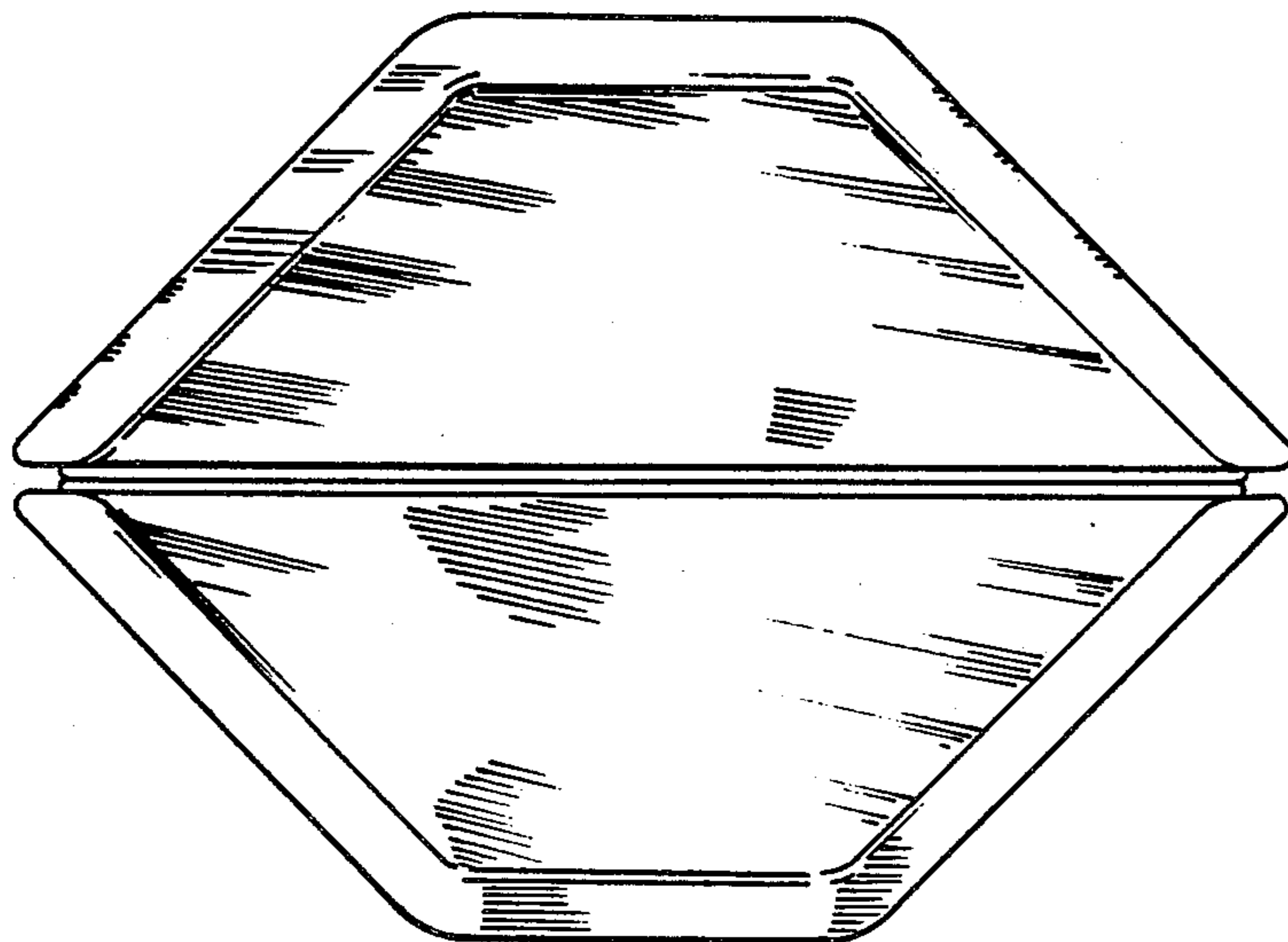


FIG. 2

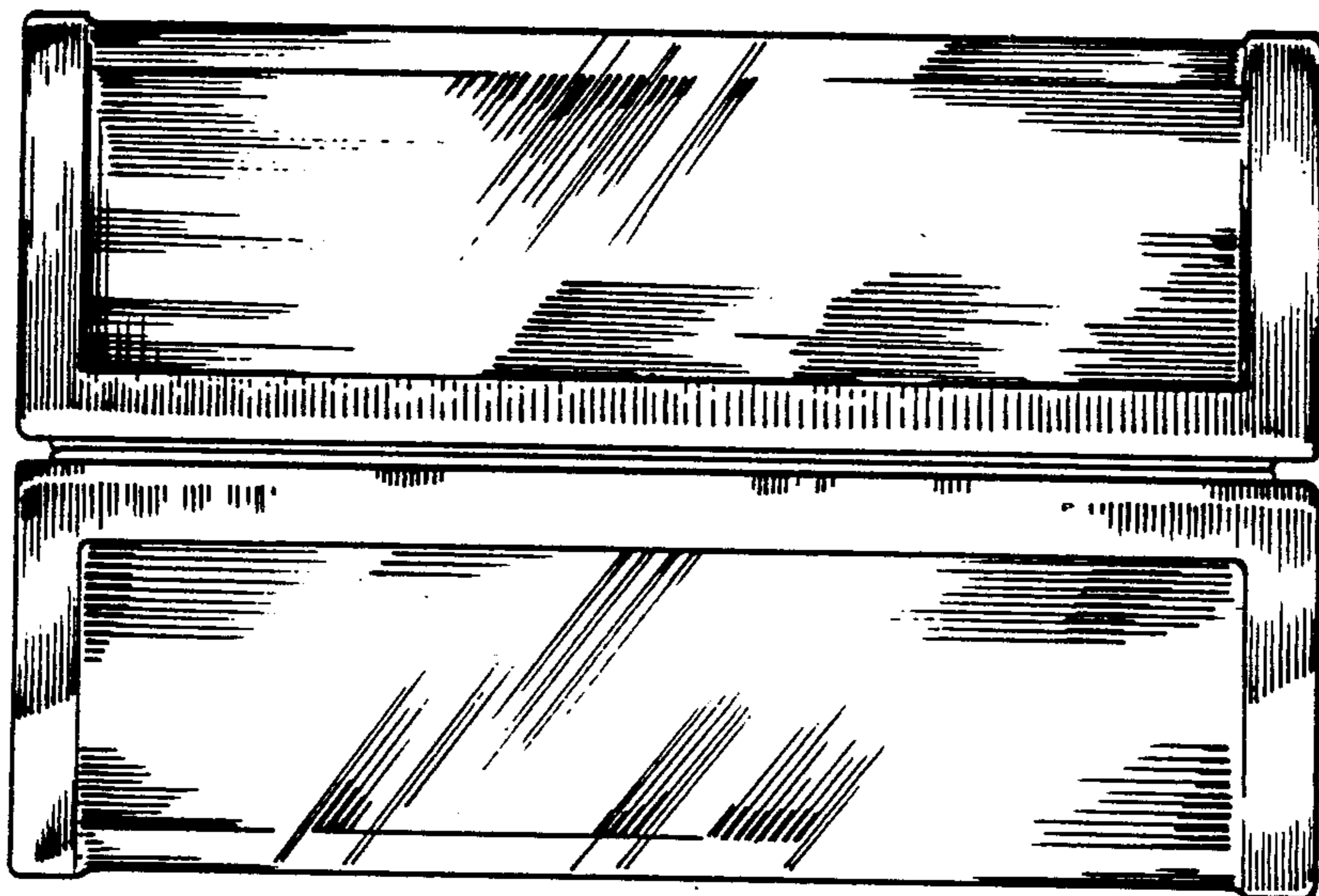


FIG. 4




FIG. 3

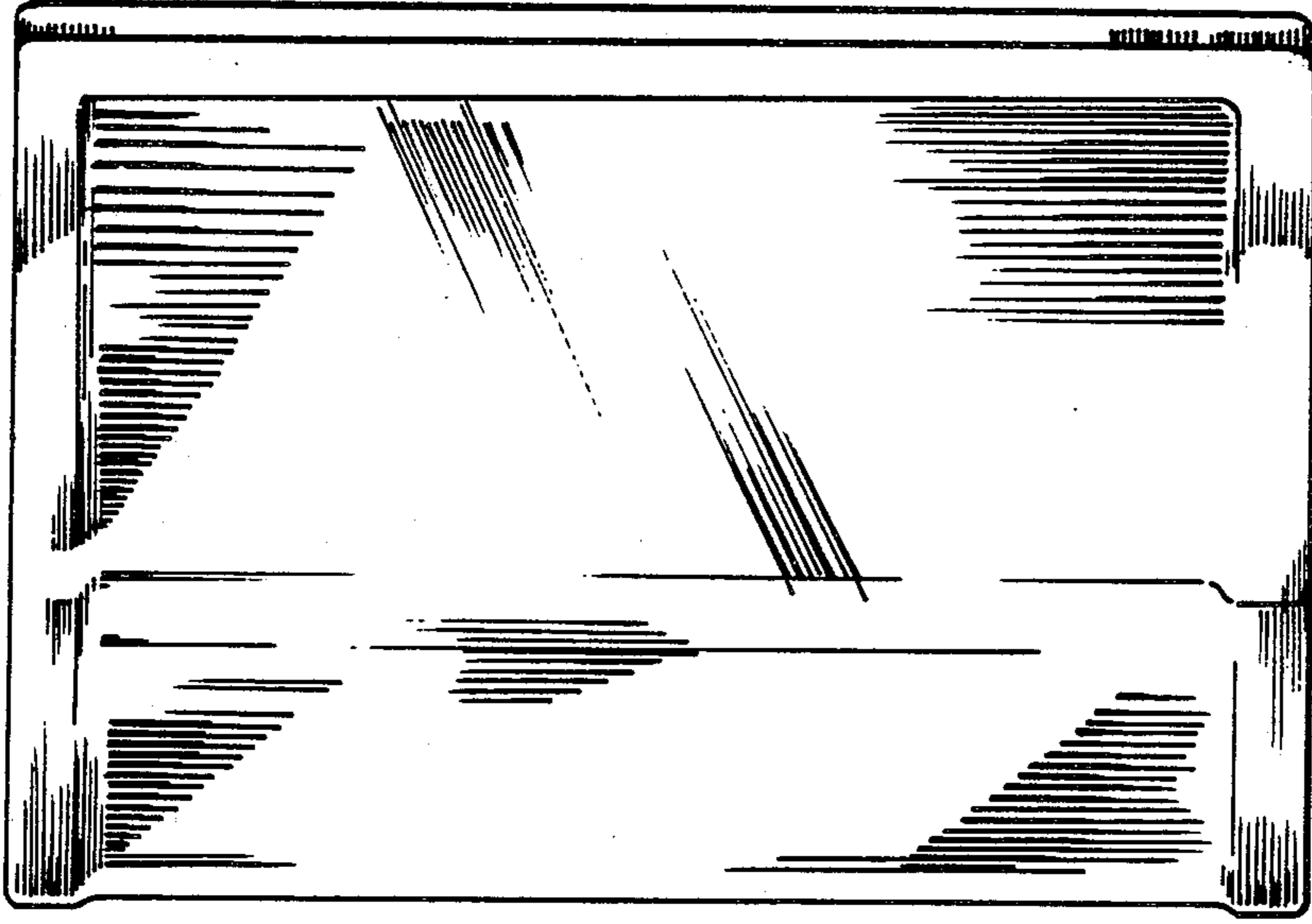


FIG. 6

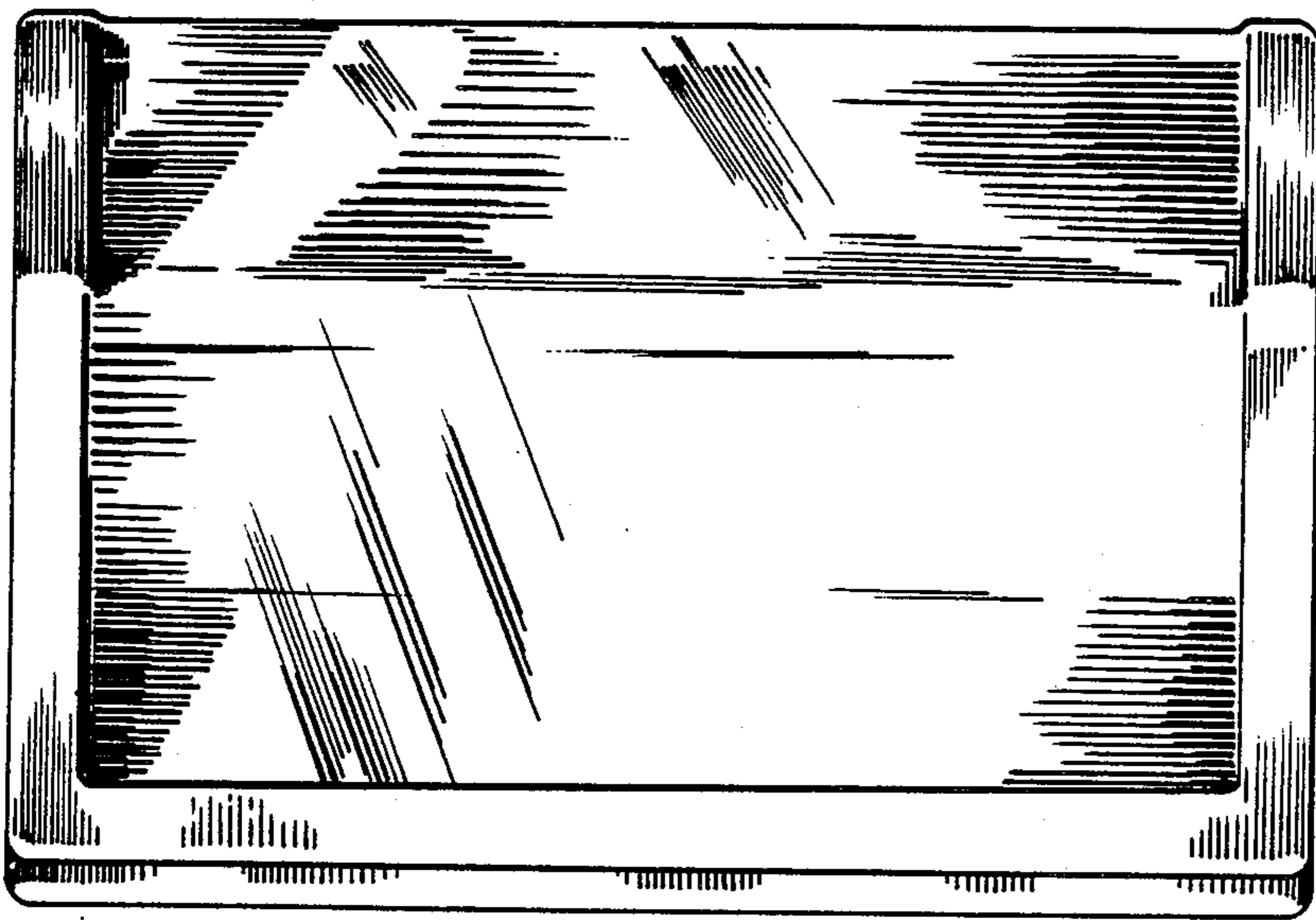


FIG. 5