

- [54] AIR SEPARATOR FOR AN AIR COMPRESSOR UNIT
- [76] Inventor: Ying-Chung Chang, No. 37, Lane 359, Ta Ya Rd., Tai Chung City, Taiwan
- [\*\*] Term: 14 Years
- [21] Appl. No.: 609,824
- [22] Filed: May 14, 1984
- [52] U.S. Cl. .... D23/207
- [58] Field of Search ..... D23/1-4; 55/159, 220, 315, 385 D, 385 R, 400, 529; 210/443-449, 282, 288, 91-93, 167-169

3,883,428 5/1975 Waring ..... 210/282 X

OTHER PUBLICATIONS

Black & Decker brochure—"Air Lubricator".

Primary Examiner—Wallace R. Burke  
Assistant Examiner—Brian N. Vinson  
Attorney, Agent, or Firm—Asian Pacific International Patents & Trademark Office

[56] References Cited  
U.S. PATENT DOCUMENTS

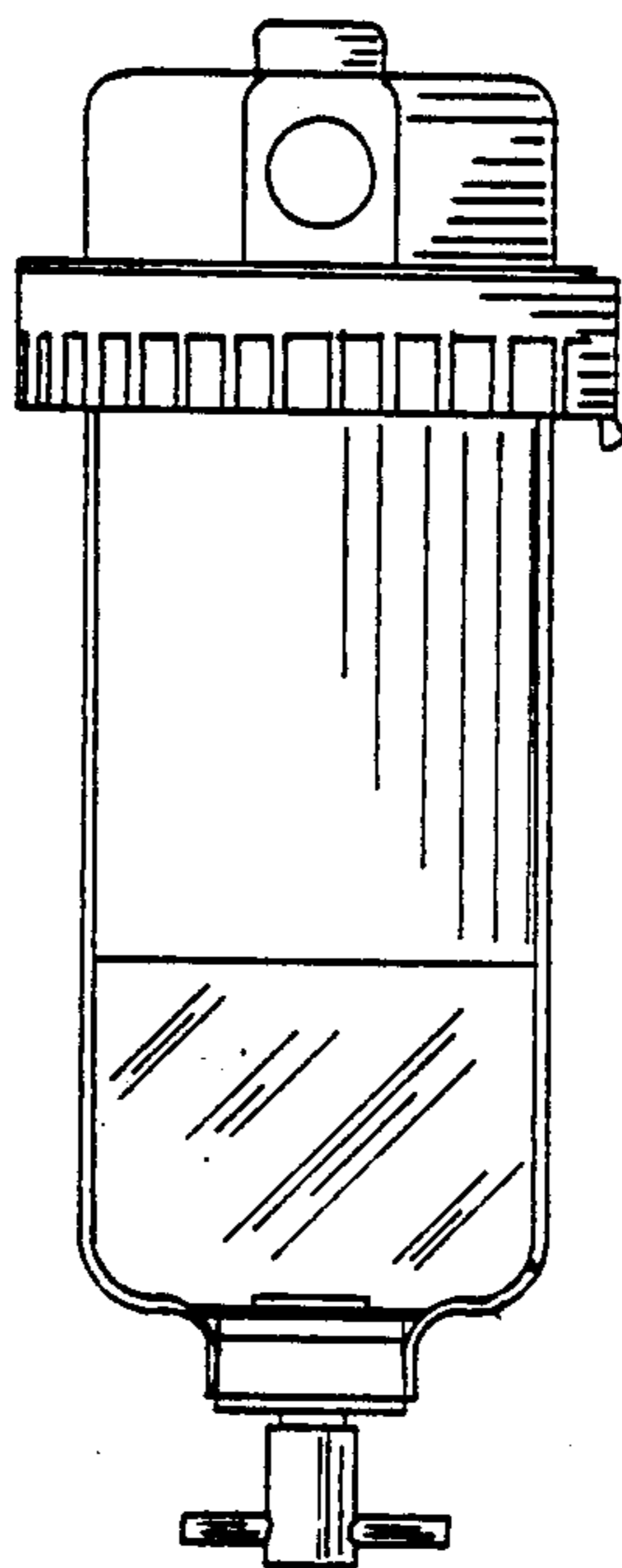
- D. 170,472 9/1953 Monsarrat ..... D23/3  
D. 188,688 8/1960 Sicard ..... D23/4  
D. 220,263 3/1971 Hughes ..... D23/4  
D. 236,264 8/1975 Taylor ..... D23/3  
D. 236,265 8/1975 Dussardies ..... D23/4

[57] CLAIM

The ornamental design of an air separator for an air compressor unit, as shown and described.

DESCRIPTION

FIG. 1 is a front elevational view of an air separator for an air compressor unit showing my new design;  
FIG. 2 is a top plan view thereof;  
FIG. 3 is a bottom plan view thereof;  
FIG. 4 is a left side elevational view thereof;  
FIG. 5 is a right side elevational view thereof; and  
FIG. 6 is a rear elevational view thereof.



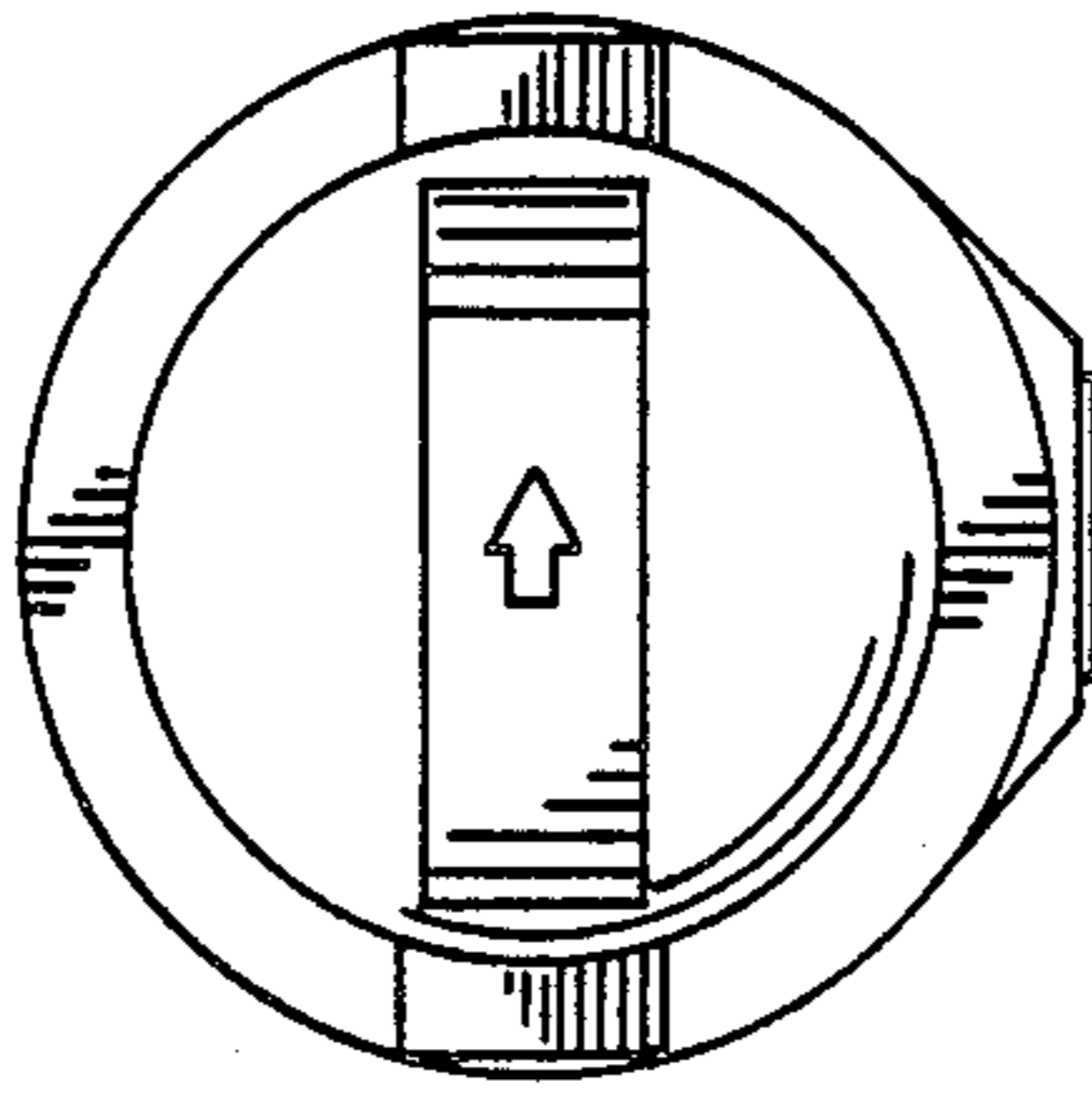


FIG. 2

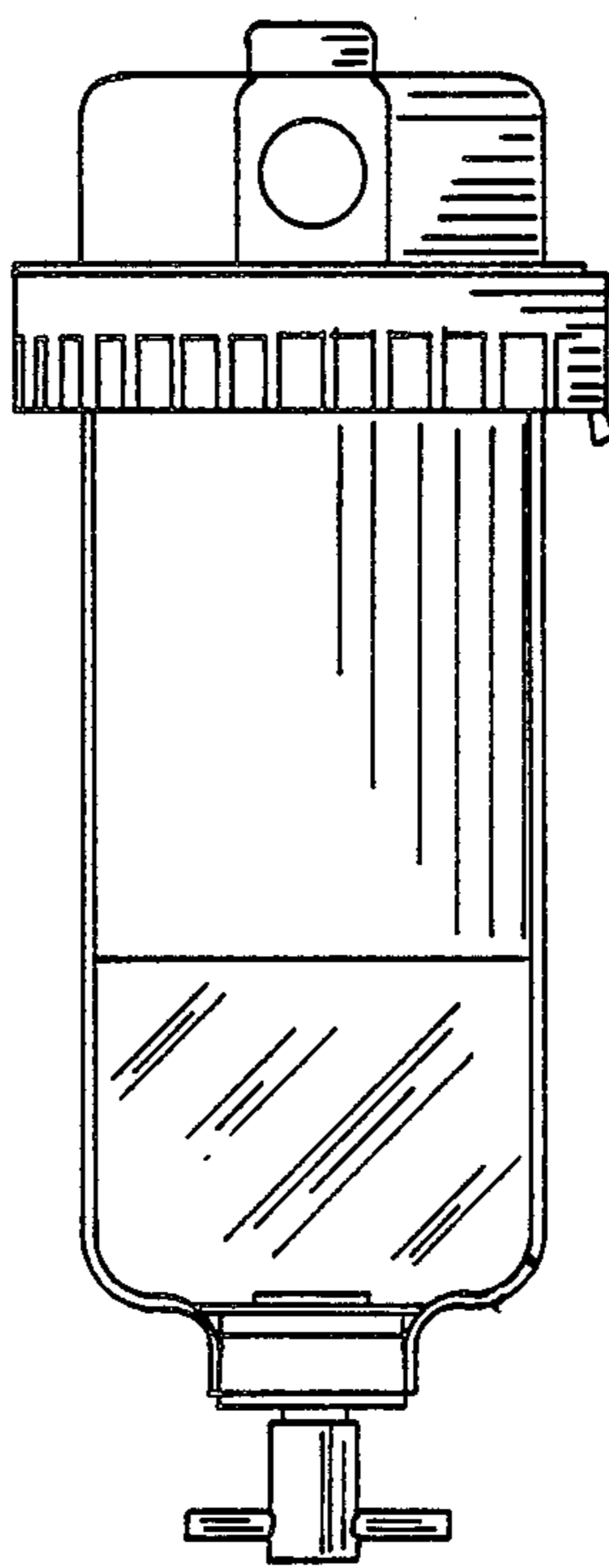


FIG. 1

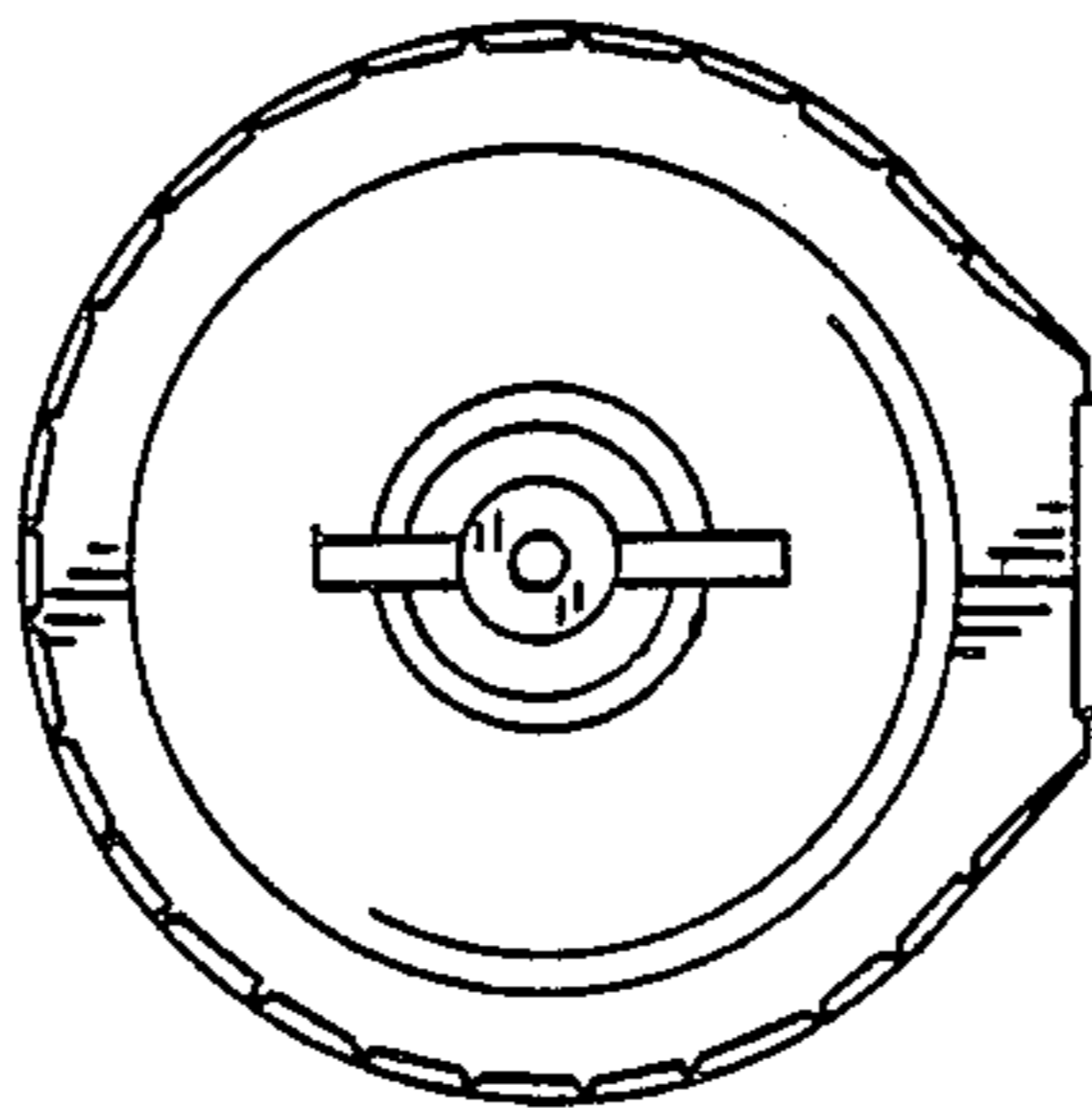


FIG. 3




FIG. 5




FIG. 4




FIG. 6