

United States Patent [19]

Richardson et al.

[11] Patent Number: Des. 293,442

[45] Date of Patent: ** Dec. 29, 1987

[54] TELEPHONE HANDSET

[75] Inventors: Deane Richardson, Worthington; Gregg Davis, Columbus; Fran Blackman, Dublin; Peter Koloski, Columbus, all of Ohio

[73] Assignee: Trillium Telephone Systems, Inc., Kanata, Canada

[**] Term: 14 Years

[21] Appl. No.: 845,355

[22] Filed: Mar. 19, 1986

[52] U.S. CL. D14/63

[58] Field of Search D14/53, 63, 64, 58; D21/111; 379/433, 428, 436, 435, 440

[56] References Cited

U.S. PATENT DOCUMENTS

D. 242,928	1/1977	Buchin et al.	D14/63
D. 244,211	5/1977	Bleven	D14/53
D. 262,107	12/1981	Thomas	D21/111
D. 262,207	12/1981	Kaczkos	D14/53
D. 263,049	2/1982	Cobb	D14/63
D. 274,515	7/1984	Kraemer	D14/58
D. 279,004	5/1985	Ryan	D14/63

D. 284,858	7/1986	Kao	D14/63
D. 288,442	2/1987	Brown	D14/63
3,400,226	9/1968	Krumreich et al.	179/179 X
4,445,008	4/1984	Rocca et al.	379/440

FOREIGN PATENT DOCUMENTS

0099852	6/1982	Japan	379/433
2073542A	10/1981	United Kingdom	D14/63 UX R
2154391A	9/1985	United Kingdom	179/179


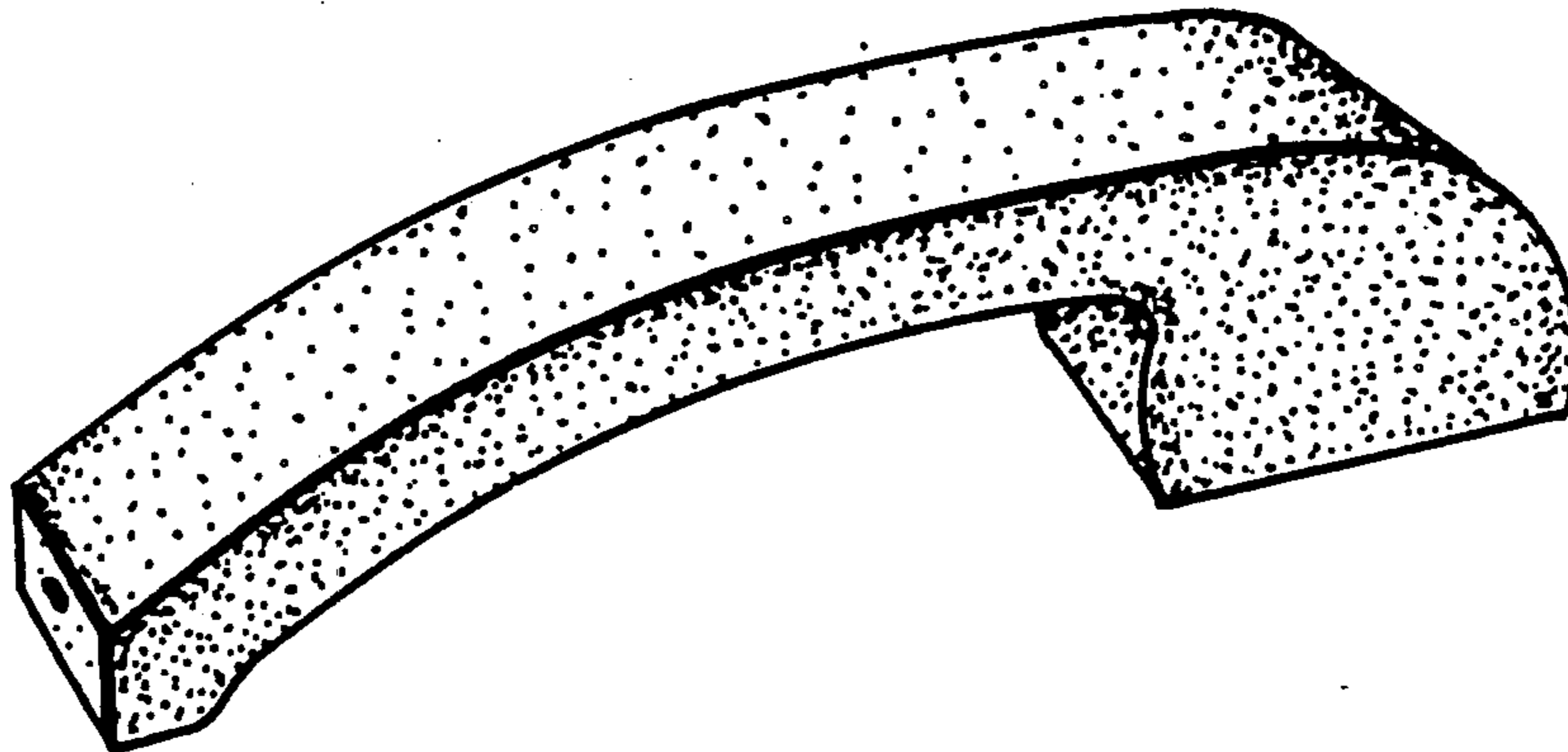
Primary Examiner—Wallace R. Burke
Assistant Examiner—Horace B. Fay
Attorney, Agent, or Firm—Alan H. Levine

[57] CLAIM

The ornamental design for a telephone handset, substantially as shown and described.

DESCRIPTION

FIG. 1 is a partial top and right side perspective view of a telephone handset showing our new design; FIGS. 2 and 3 are respectively top and bottom plan views thereof; FIG. 4 is a right side elevational view thereof, the left side elevational view being a mirror image; and FIGS. 5 and 6 are respectively front and rear elevational views thereof.



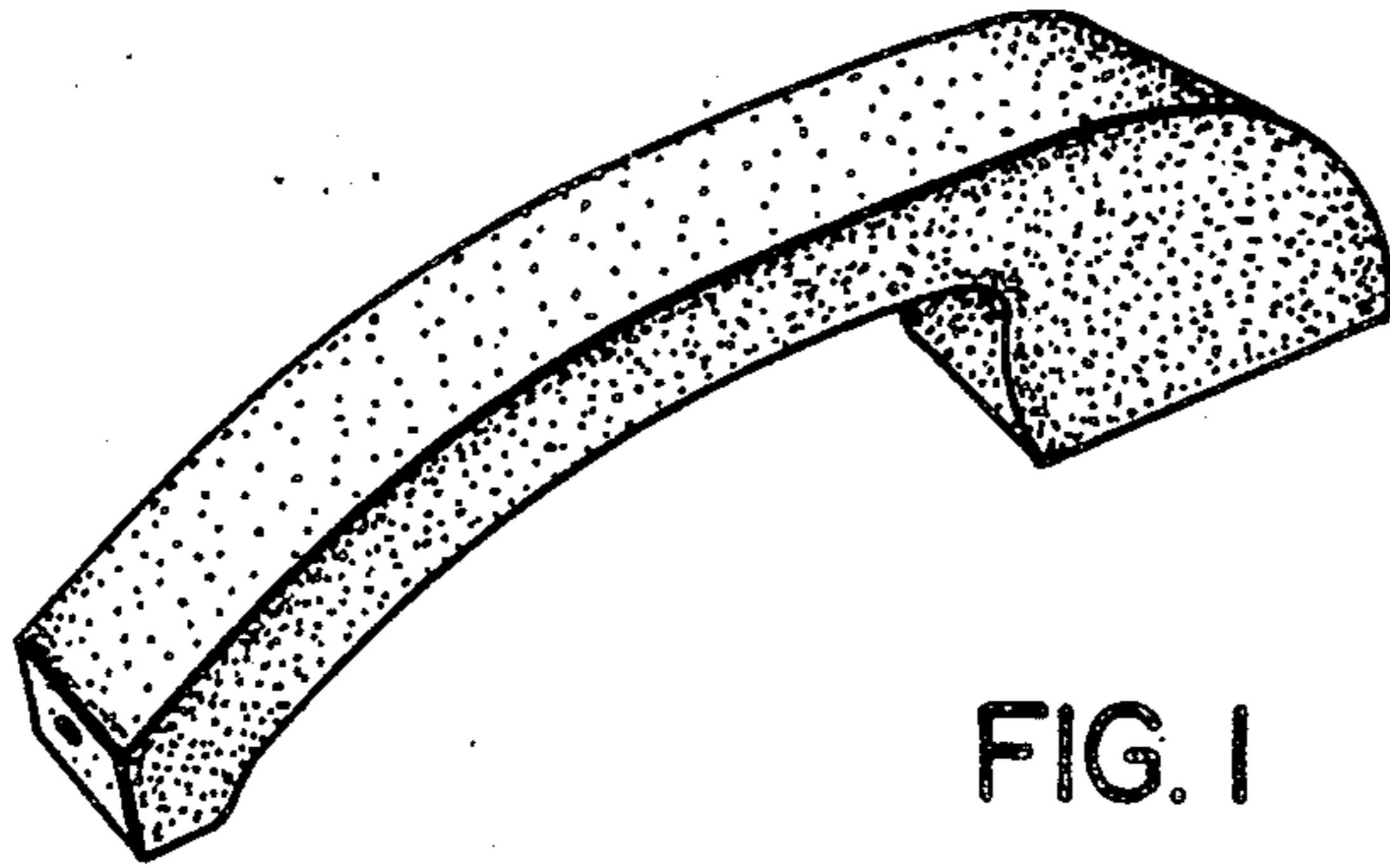


FIG. 1




FIG. 2




FIG. 3

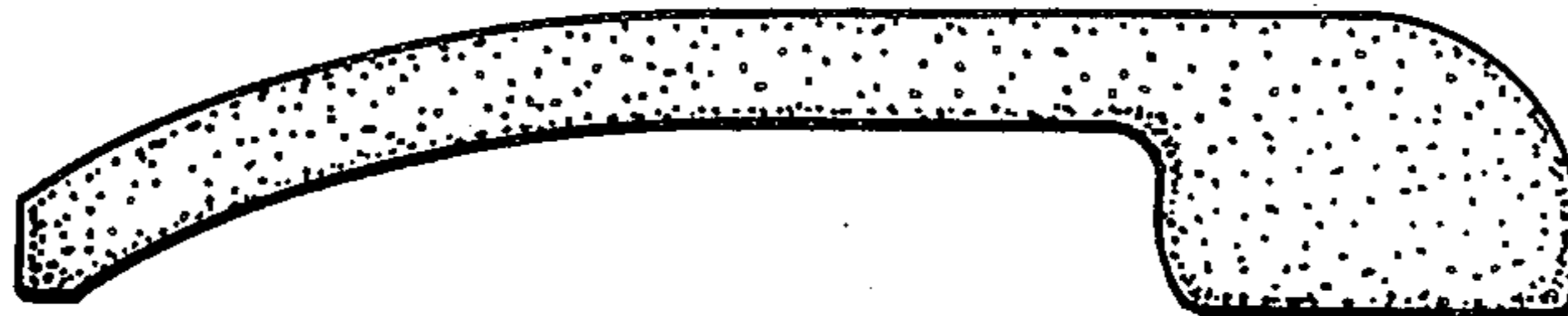


FIG. 4




FIG. 5




FIG. 6