

[54] **WATCH CASE**

[75] **Inventor:** Yasuyuki Sakamaki, Kanagawa, Japan

[73] **Assignee:** Citizen Watch Co., Ltd., Tokyo, Japan

[\*\*] **Term:** 14 Years

[21] **Appl. No.:** 735,808

[22] **Filed:** May 17, 1985

[52] **U.S. Cl.** ..... D10/30; D10/38

[58] **Field of Search** ..... D10/30-39,  
D10/122-126, 15; 368/239-242, 276-285

[56] **References Cited**

**U.S. PATENT DOCUMENTS**

D. 269,952	8/1983	Uchihori	.....	D10/38
D. 277,264	1/1985	Maglioli	.....	D10/31
D. 278,804	5/1985	Tanikawa	.....	D10/125
D. 279,966	8/1985	Kano	.....	D10/125

**OTHER PUBLICATIONS**

*Hong Kong Enterprises-1/82-p. 237-Watch at 2nd from left.*

*Hong Kong Enterprises-6/81-p. 123-Watch at left.*

*Jeweler's Circular-Keystone-2/82-p. 216-Watch at lower-right.*

*Jeweler's Circular-Keystone-8/83-p. 177-Watches at top and bottom.*

*Primary Examiner-Nelson C. Holtje*

*Attorney, Agent, or Firm-Koda and Androlia*

[57] **CLAIM**

The ornamental design for a watch case, as substantially shown and described.

**DESCRIPTION**

FIG. 1 is a front elevational view of a watch case showing my new design;

FIG. 2 is a rear elevational view thereof;

FIG. 3 is a left side elevational view thereof;

FIG. 4 is a right side elevational view thereof;

FIG. 5 is a top plan view thereof; and

FIG. 6 is a bottom plan view thereof.

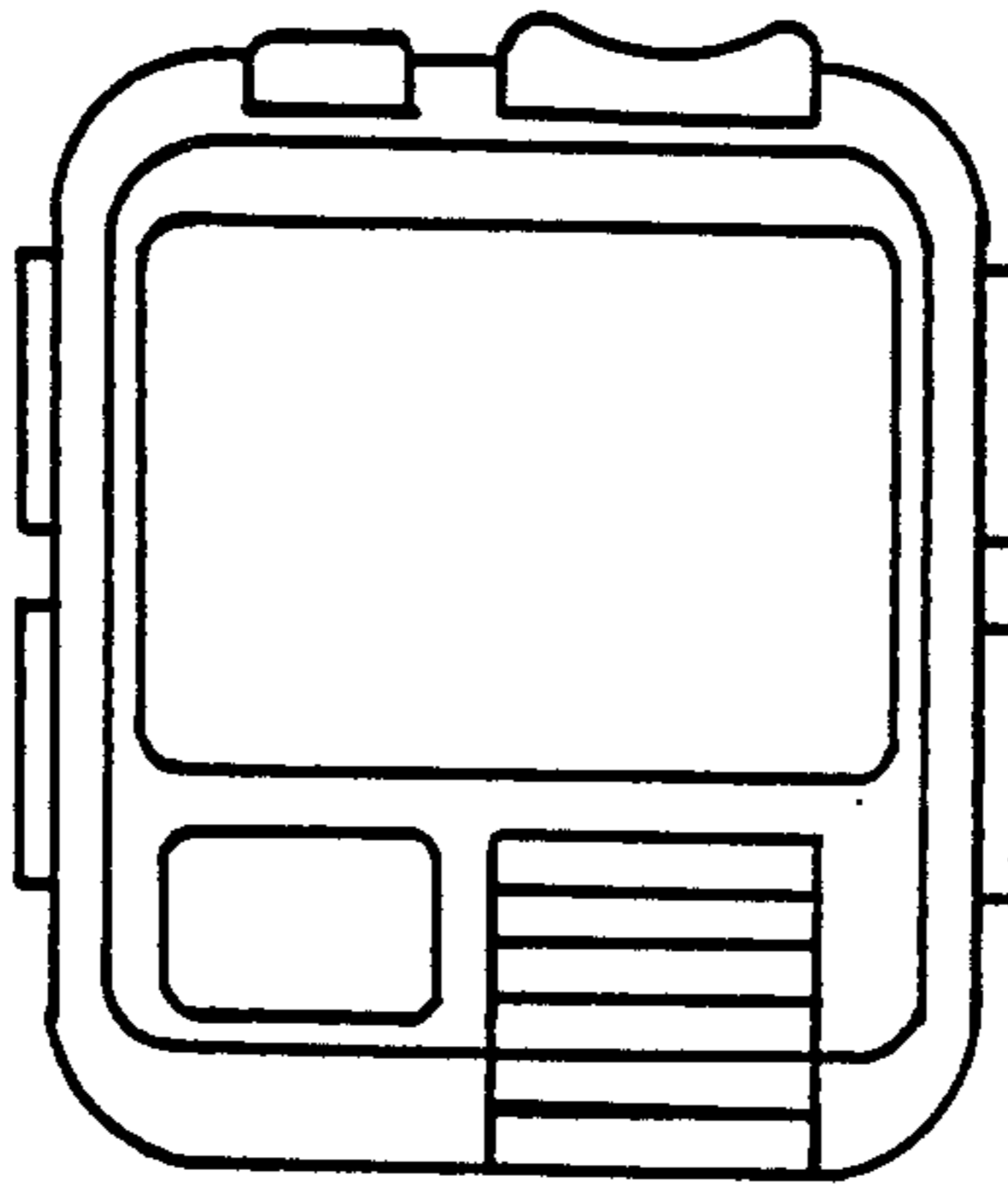


FIG. 1

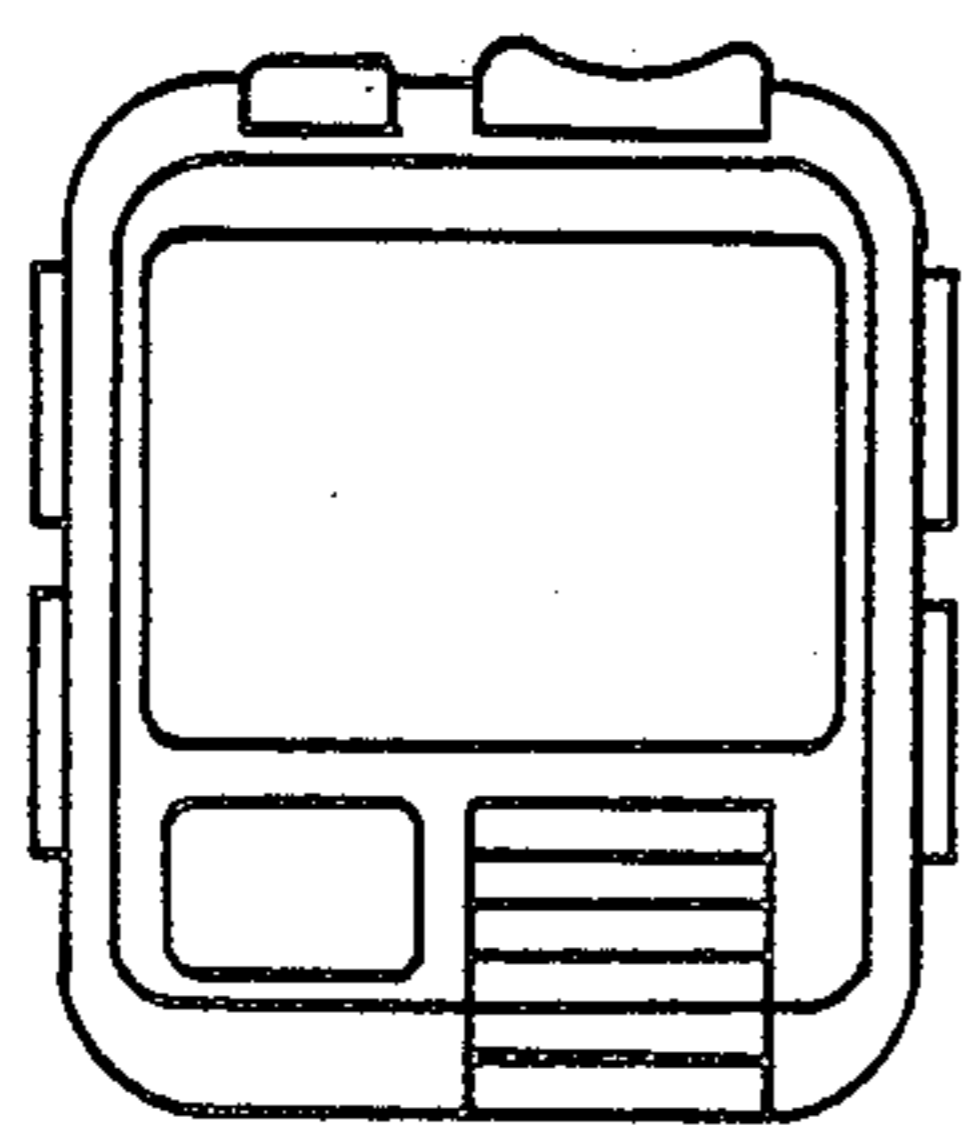


FIG. 2

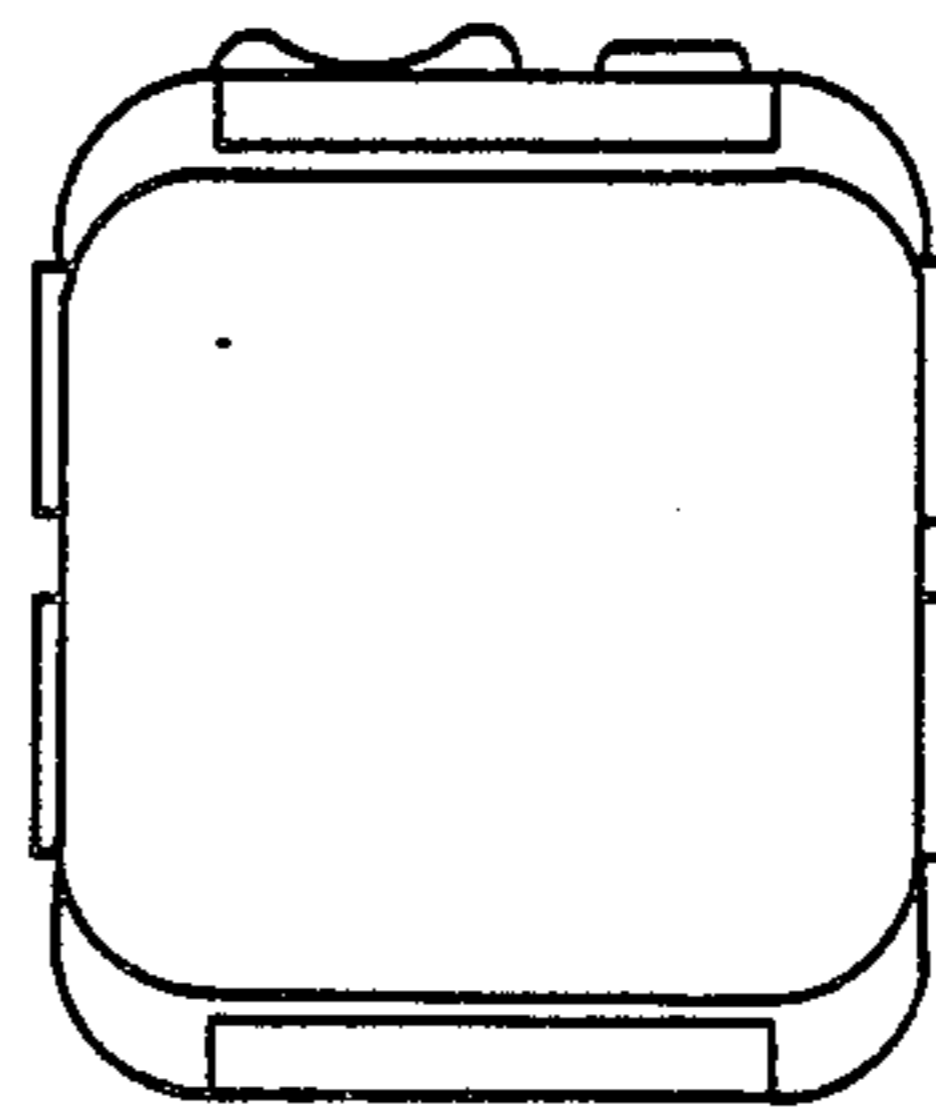


FIG. 3



FIG. 4

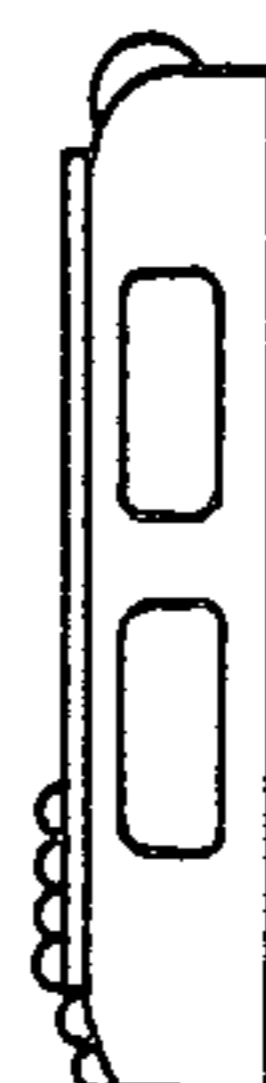


FIG. 5



FIG. 6

