

[54] **MICROWAVE OVEN**

[75] **Inventor: Hiroshi Moritani, Osaka, Japan**

[73] **Assignee: Sharp Corporation, Osaka, Japan**

[**] **Term: 14 Years**

[21] **Appl. No.: 703,107**

[22] **Filed: Feb. 19, 1985**

[52] **U.S. Cl. D7/351**

[58] **Field of Search D7/348-349,
D7/350-351; 219/10.55 R, 10.55 B; 126/273 R,
275 R, 275 E**

[56] **References Cited**

U.S. PATENT DOCUMENTS

- D. 239,250 3/1976 Kawata et al. D7/351
- D. 280,968 10/1985 Song D7/351
- D. 281,138 10/1985 Fuji et al. D7/351

Primary Examiner—Wallace R. Burke
Assistant Examiner—Ruth Takemoto
Attorney, Agent, or Firm—Flehr, Hohbach, Test,
Albritton & Herbert

[57] **CLAIM**

The ornamental design for a microwave oven, as shown and described.

DESCRIPTION

FIG. 1 is a perspective view of a microwave oven with the control panel extended showing my new design; FIG. 2 is a perspective view thereof with the control panel retracted; FIG. 3 is a front elevational view thereof; FIG. 4 is a rear elevational view thereof; FIG. 5 is a top plan view thereof; FIG. 6 is a bottom plan view thereof; FIG. 7 is a right side elevational view thereof; and FIG. 8 is a left side elevational view thereof.







FIG-1







FIG_1




FIG_2



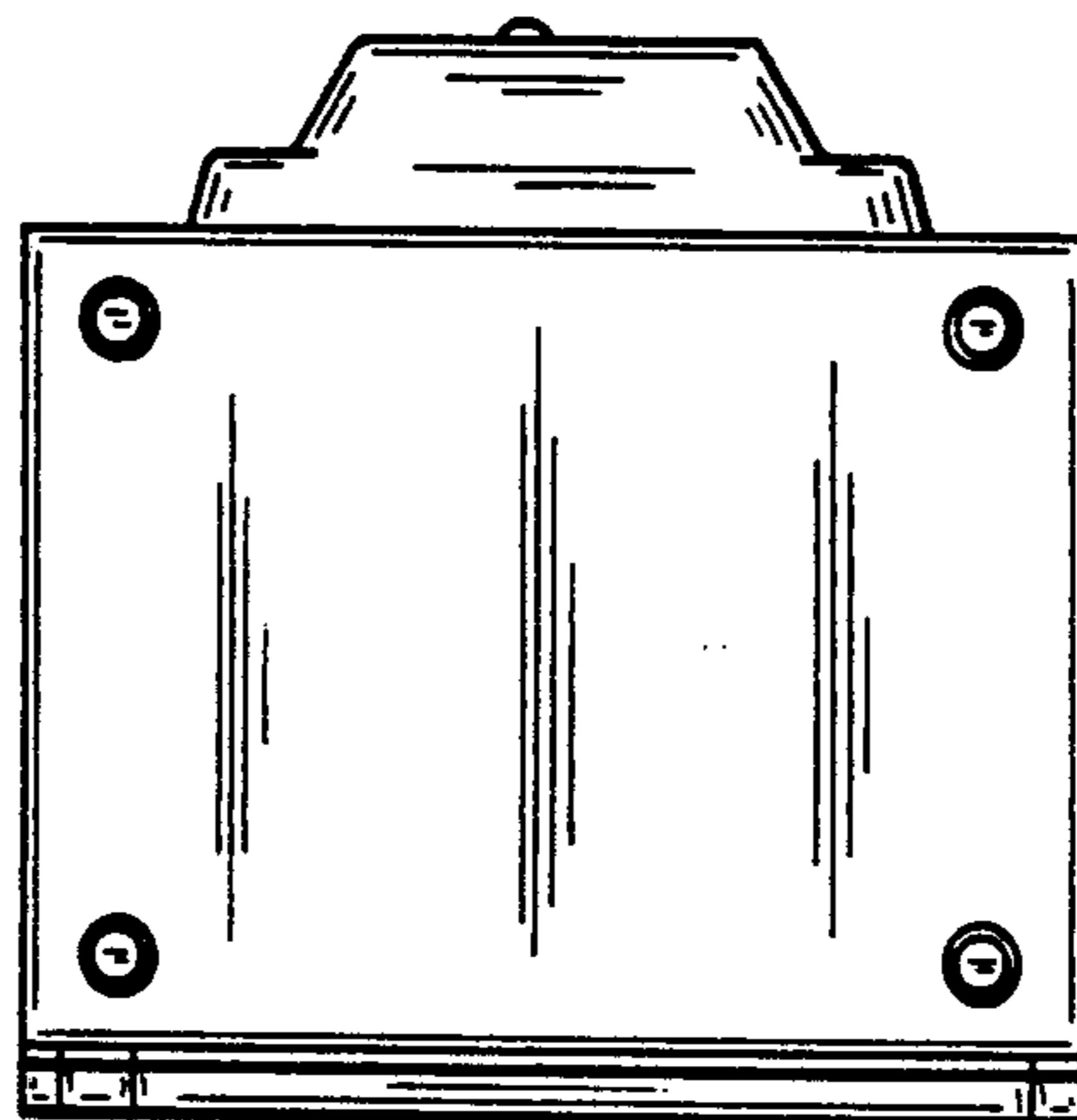
FIG_3




FIG_4




FIG_5



FIG_6



FIG_7



FIG_8