

United States Patent [19]
Blackwell

[11] **Patent Number: Des. 293,376**
[45] **Date of Patent: ** Dec. 22, 1987**

[54] **WATER HOLDING TUB FOR SUN TANNING**

[76] **Inventor: James C. Blackwell, R.R. 2, Box 138,
Franklin, Ind. 46131**

[**] **Term: 14 Years**

[21] **Appl. No.: 723,073**

[22] **Filed: Apr. 15, 1985**

[52] **U.S. Cl. D24/39**

[58] **Field of Search D23/48-56;
D24/37-39; 4/496, 546, 573; 5/449**

[56] **References Cited**

U.S. PATENT DOCUMENTS

D. 191,193	8/1961	O'Brien et al.	D23/52
D. 233,262	10/1974	Tersch et al.	D24/38
D. 265,759	8/1982	Weber	D24/39
D. 266,788	11/1982	DuBois et al.	D24/38
D. 267,430	12/1982	Lee	D24/38
1,842,192	1/1932	Patterson	D23/48 X
1,936,398	11/1933	Kienlp	D23/48 X

2,886,828	5/1959	Lattuca	D23/52 X
3,170,172	2/1965	Kessman	5/449 X
3,835,482	9/1974	Tersch	4/573
3,997,927	12/1976	Culligan	5/420

Primary Examiner—James R. Largen
Attorney, Agent, or Firm—Barnes & Thornburg

[57] **CLAIM**

The ornamental design for a water holding tub for sun tanning, as shown and described.

DESCRIPTION

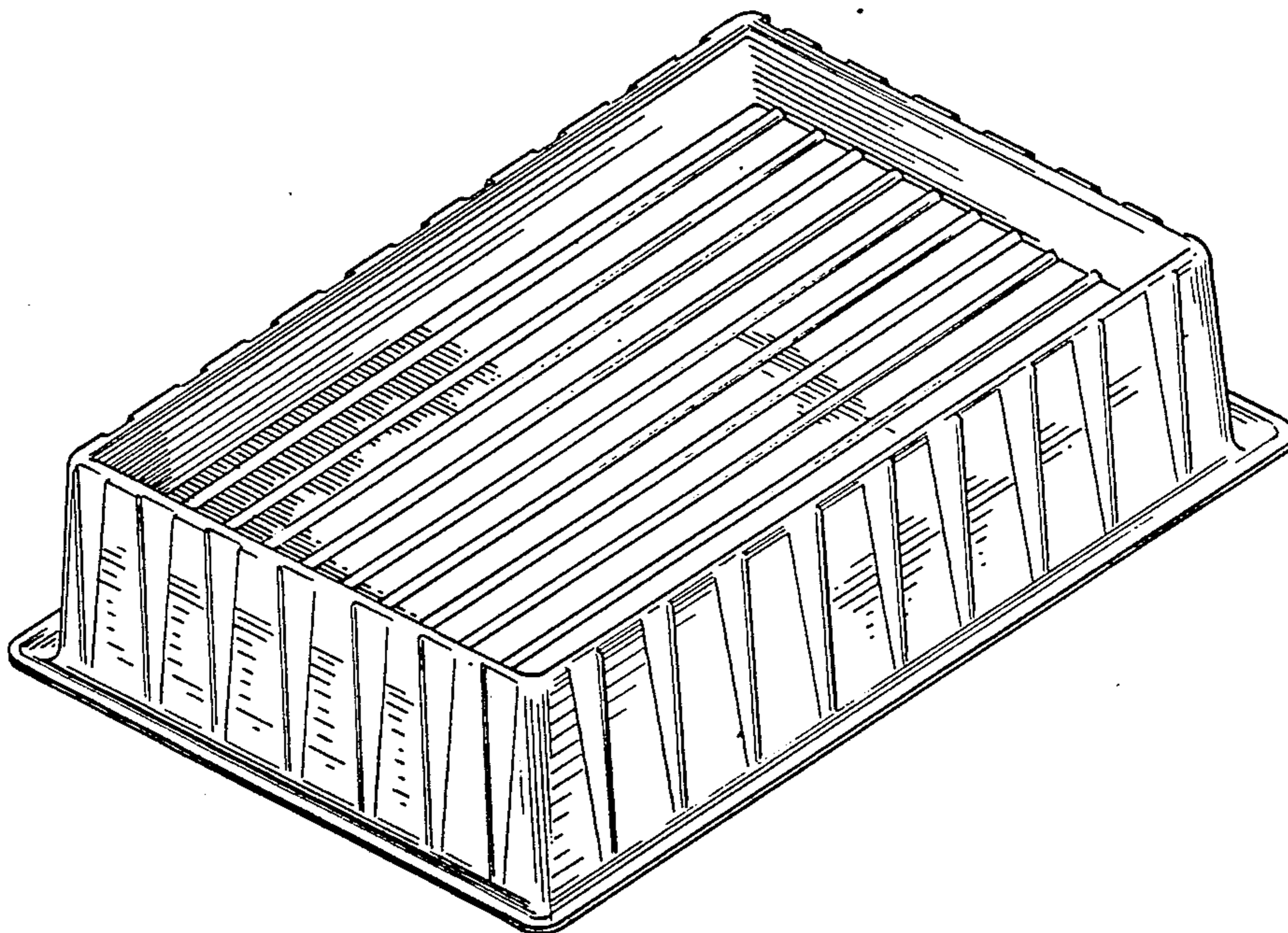
FIG. 1 is a perspective view taken from the top, one end and one side of a water holding tub for sun tanning showing my new design;

FIG. 2 is an end elevational view thereof, the opposite end being the same as the end shown;

FIG. 3 is a side elevational view thereof, the opposite side being the same as the side shown;

FIG. 4 is a top plan view thereof; and,

FIG. 5 is a bottom plan view thereof.



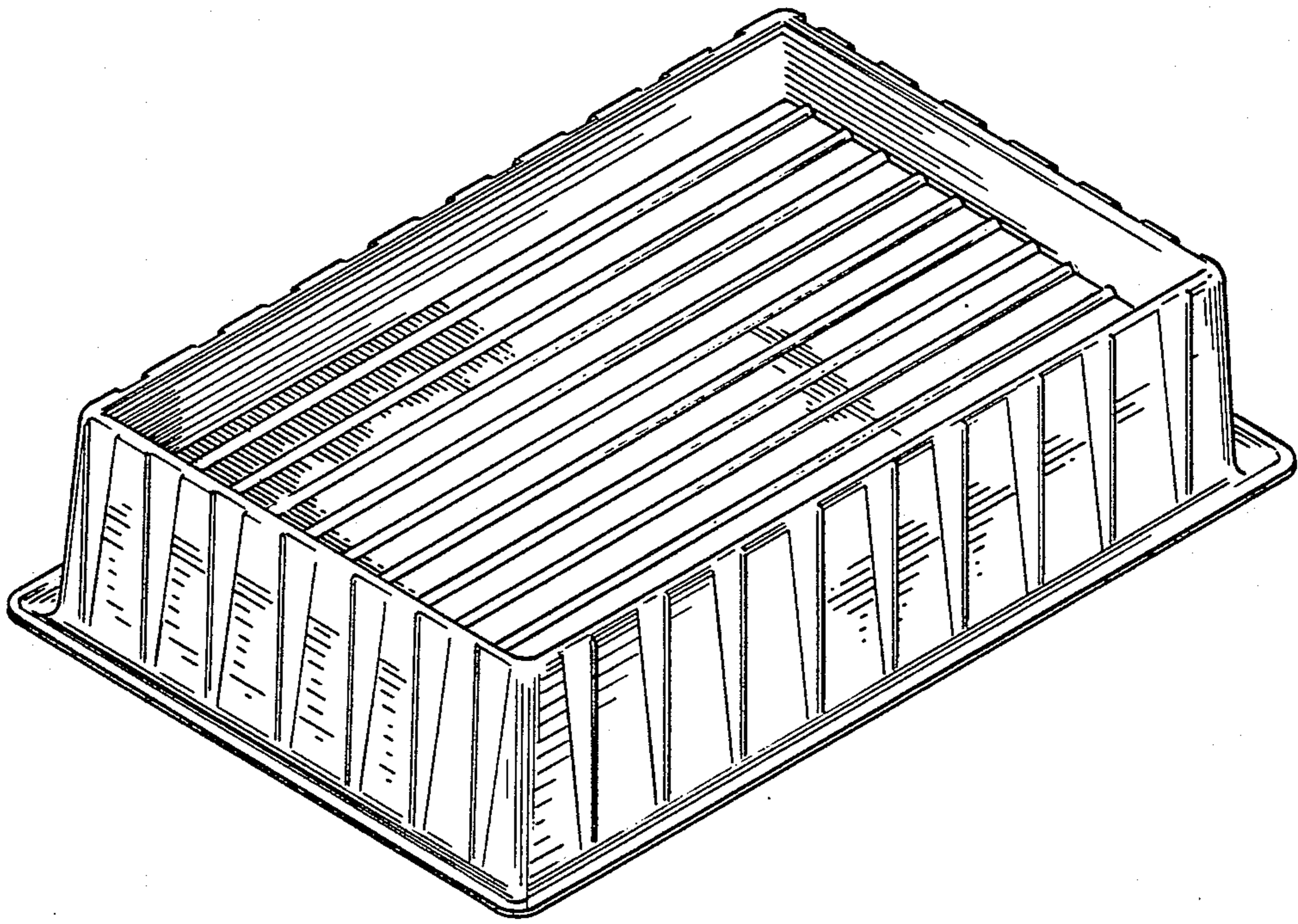


FIG. 1

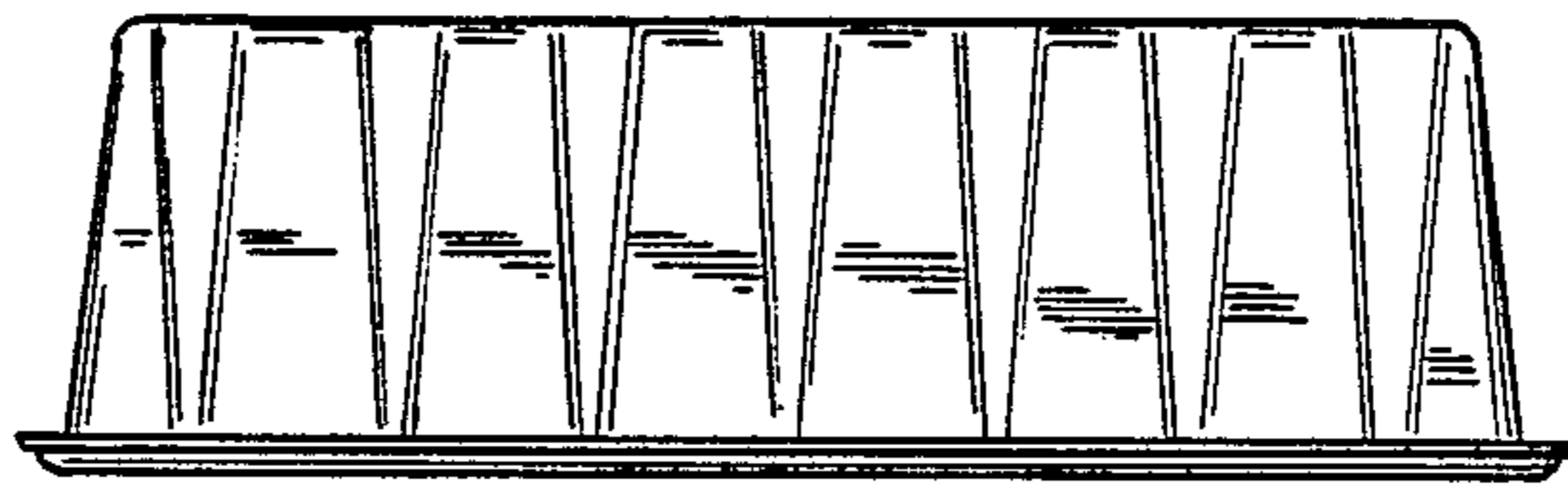


FIG. 2

FIG. 3





FIG. 4

FIG. 5

