

**United States Patent** [19]  
**Burgdorf**

[11] **Patent Number: Des. 293,337**  
[45] **Date of Patent: \*\* Dec. 22, 1987**

[54] **PAPER CLIP**

[76] **Inventor: Fred Burgdorf, 46711 Crawford #15,  
Fremont, Calif. 94539**

[\*\*] **Term: 14 Years**

[21] **Appl. No.: 746,632**

[22] **Filed: Jun. 20, 1985**

[52] **U.S. Cl. .... D19/65; D19/34**

[58] **Field of Search ..... D19/65, 34; D8/395;  
24/3 K, 545-548, 67.9, DIG. 9**

[56] **References Cited**

**U.S. PATENT DOCUMENTS**

D. 47,558 7/1915 Goldsmith ..... D19/65  
D. 53,554 7/1919 Averill ..... D19/65  
D. 168,191 11/1952 Saksa ..... D19/65

D. 241,342 9/1976 Carroll ..... D19/34  
2,052,887 9/1936 Lewis ..... 24/547  
2,056,215 10/1936 Smith ..... 24/547  
3,673,641 7/1972 Lorber ..... 24/545

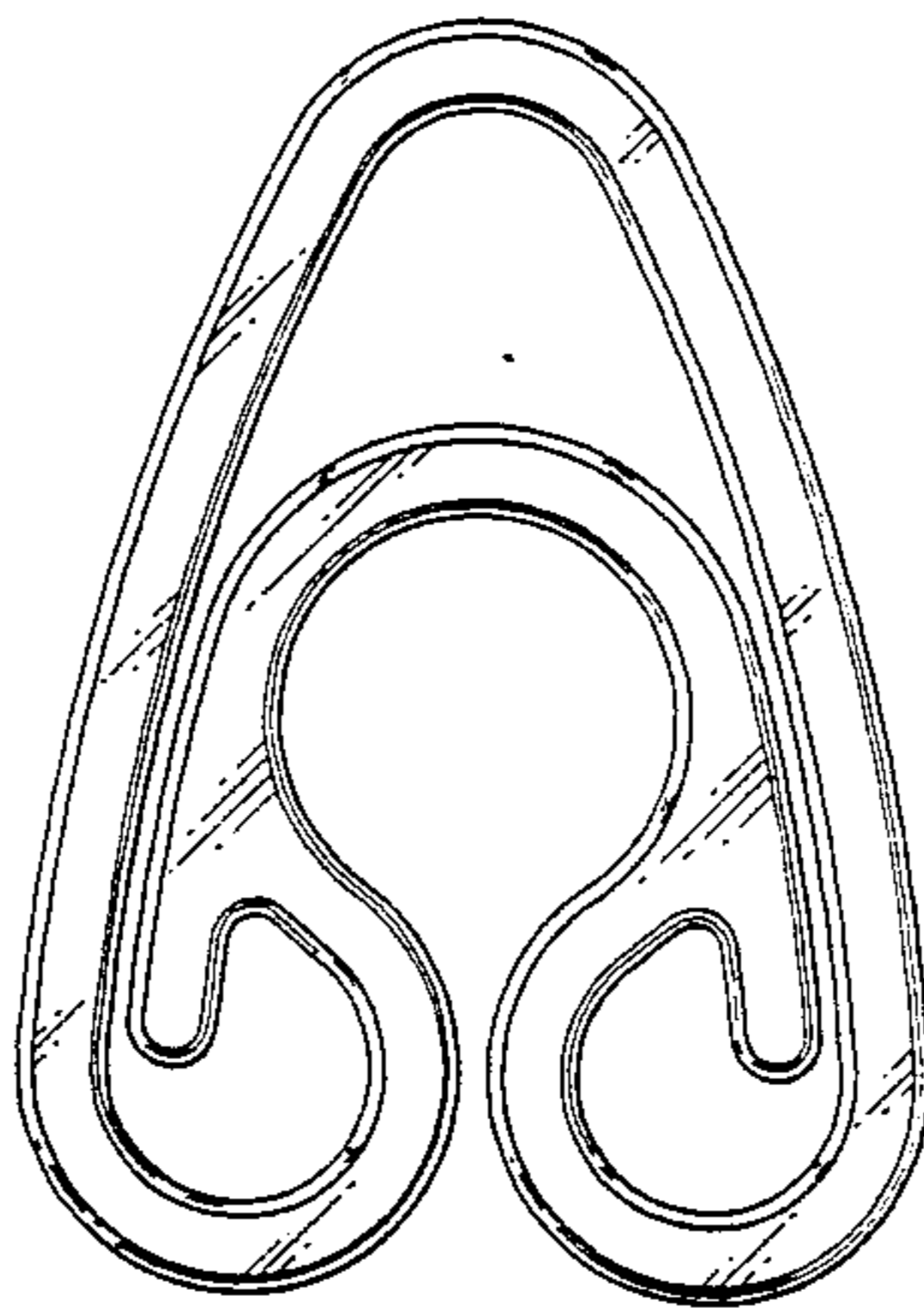

*Primary Examiner*—George P. Word

[57] **CLAIM**

The ornamental design for a paper clip, as shown and described.

**DESCRIPTION**

FIG. 1 is a front elevational view of a paper clip showing my new design, the rear elevational view being a mirror image thereof;  
FIG. 2 is a top plan view;  
FIG. 3 is a bottom plan view; and  
FIG. 4 is a left side elevational view the right side being a mirror image thereof.






FIG. 2



FIG. 4

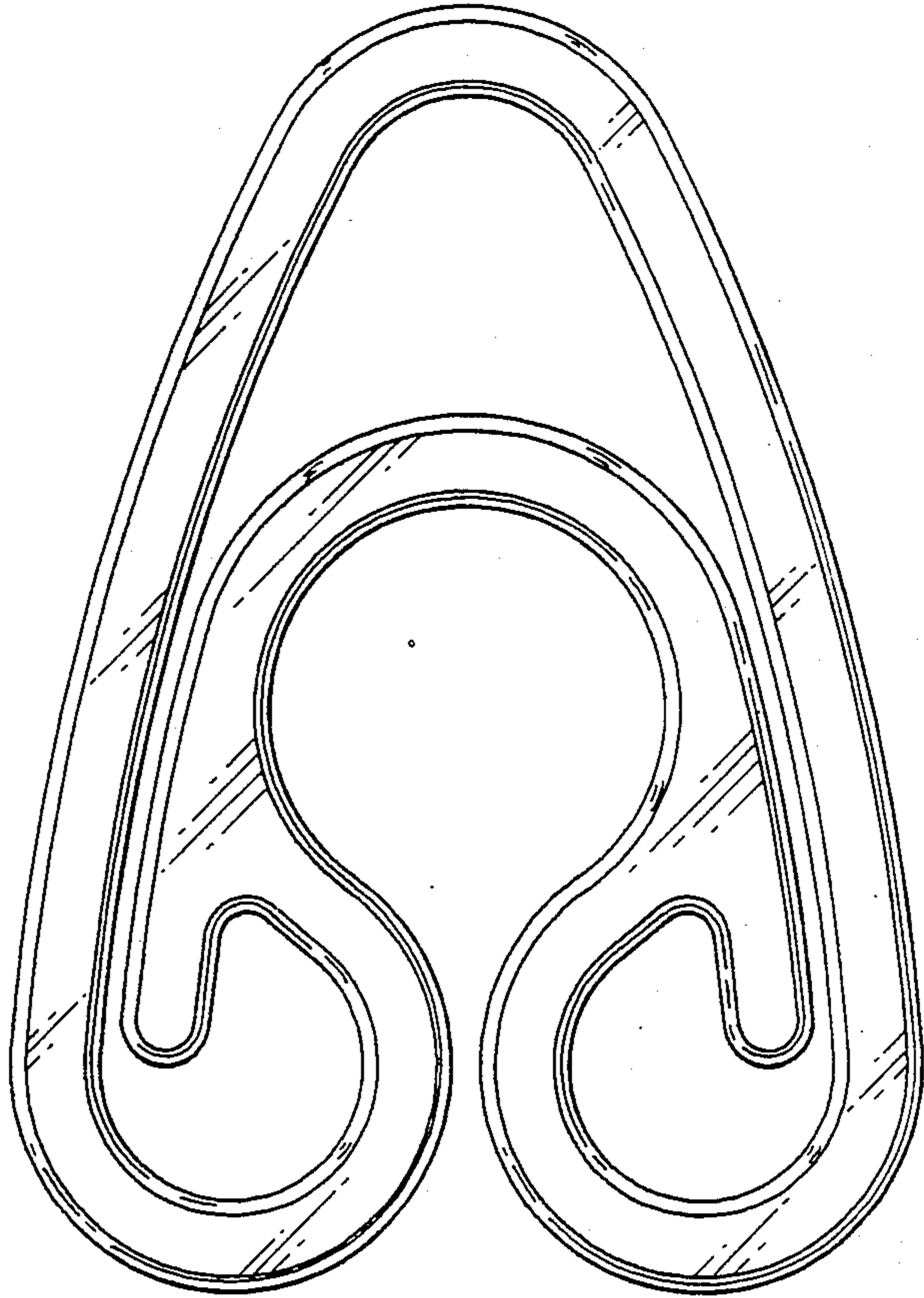


FIG. 1



FIG. 3