

**United States Patent** [19]  
**Humbert**

[11] **Patent Number: Des. 293,334**  
[45] **Date of Patent: \*\* Dec. 22, 1987**

[54] **PAPER GUIDE CLIP**

[76] **Inventor: James R. Humbert, P.O. Box 3677,  
South Bend, Ind. 46628**

[\*\*] **Term: 14 Years**

[21] **Appl. No.: 806,008**

[22] **Filed: Nov. 21, 1985**

[52] **U.S. Cl. .... D18/22; D18/12**

[58] **Field of Search .... D18/13, 22, 23, 12;  
D14/107, 114; 400/689-694, 610.2, 619, 622,  
630, 642, 645**

[56] **References Cited**

**U.S. PATENT DOCUMENTS**

D. 265,569 7/1982 Prisbe ..... D18/22

**OTHER PUBLICATIONS**

Nashua Corp. brochure, p. C-26—Side Guides 1 at top photo.

*Primary Examiner*—Louis S. Zarfes  
*Attorney, Agent, or Firm*—James D. Hall

[57] **CLAIM**

The ornamental design for a paper guide clip, substantially shown and described.

**DESCRIPTION**

FIG. 1 is a perspective view of a paper guide clip showing my new design;  
FIG. 2 is an side elevational view;  
FIG. 3 is an elevational view of the side opposite that shown in FIGS. 1 and 2;  
FIG. 4 is an end elevational view;  
FIG. 5 is an elevational view of the end opposite that shown in FIG. 4;  
FIG. 6 is a top plan view; and  
FIG. 7 is a bottom plan view.

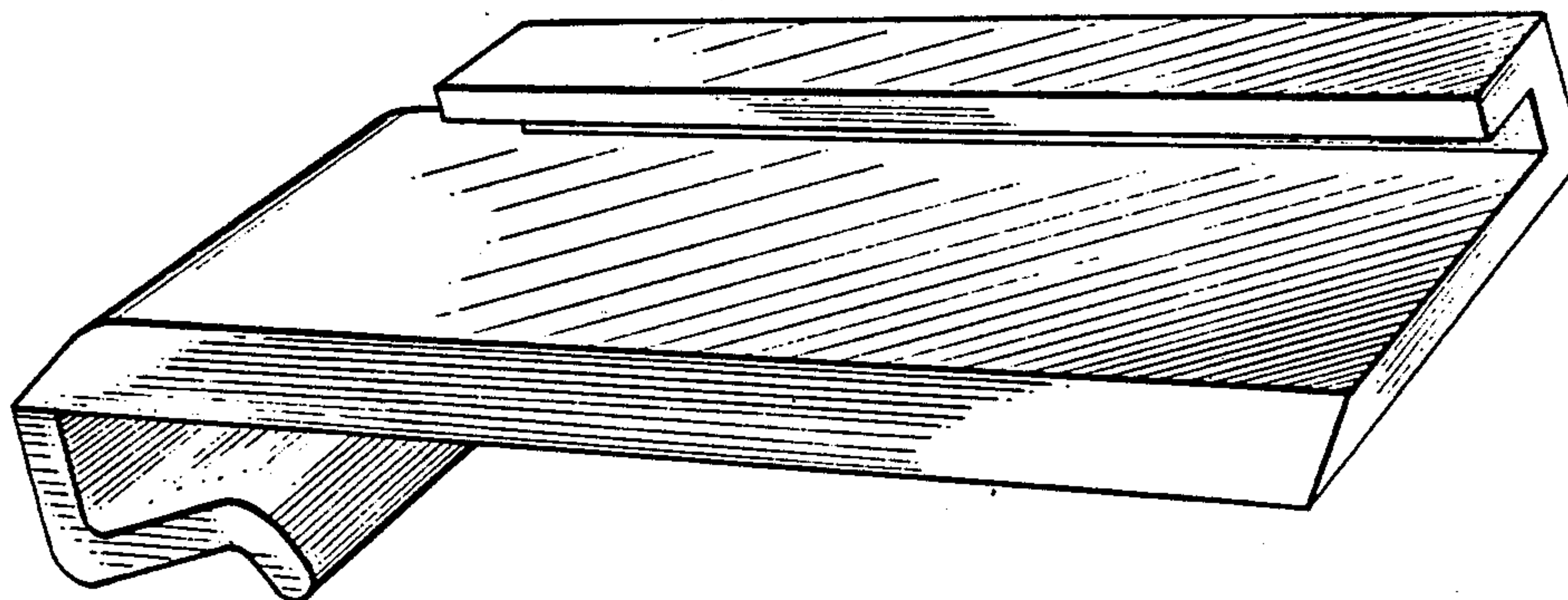


Fig. 1

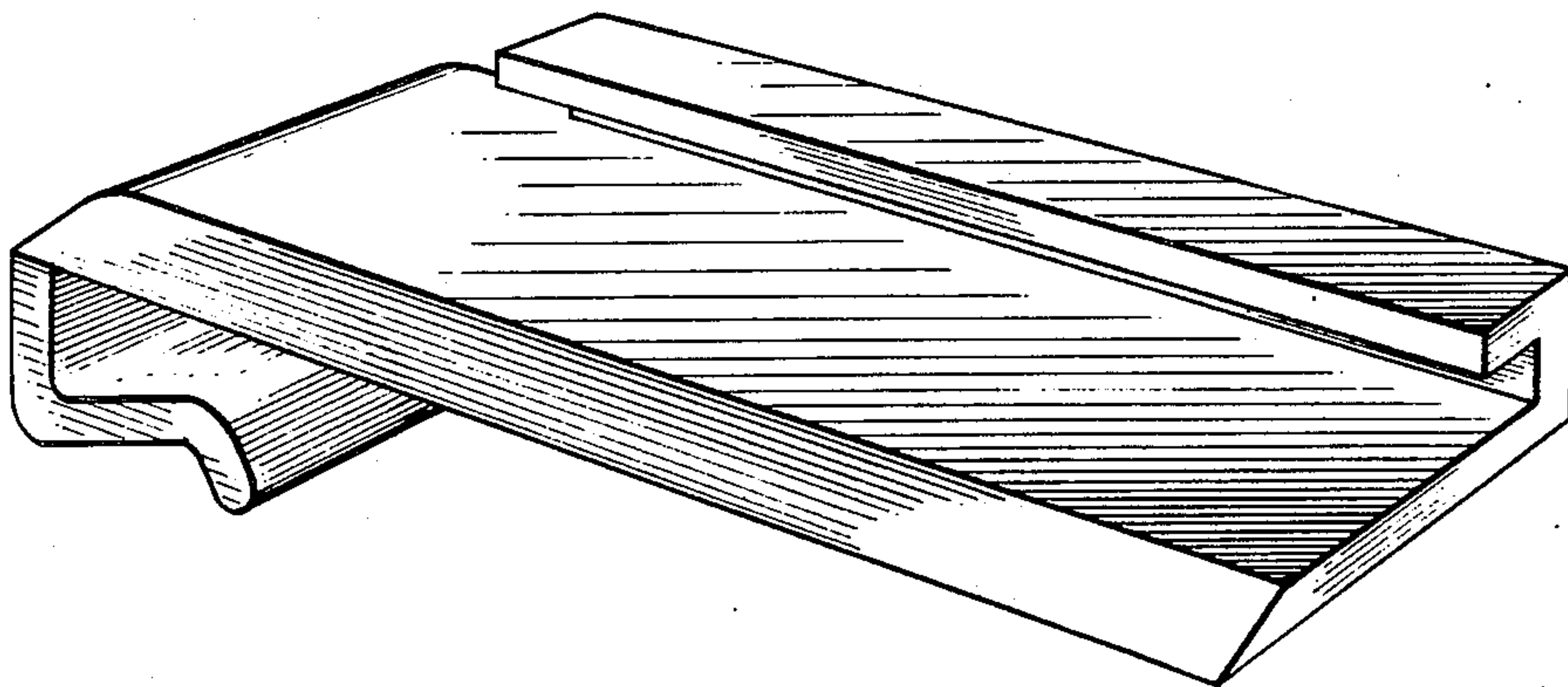


Fig. 2




Fig. 3

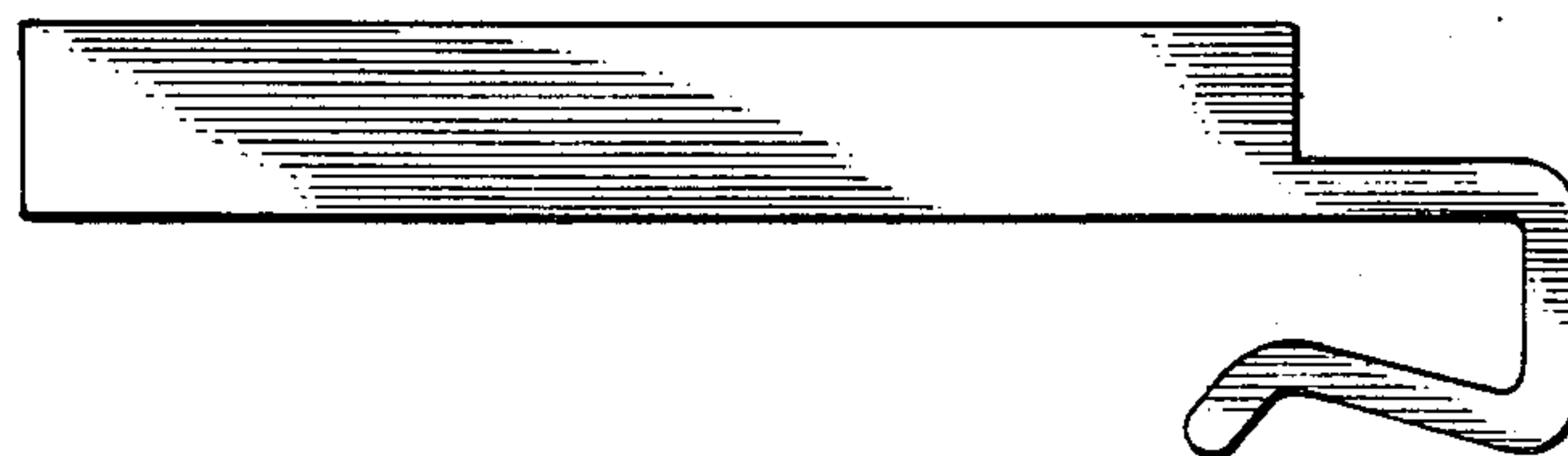


Fig. 4




Fig. 5




Fig. 6




Fig. 7

