

# United States Patent [19]

Slattery et al.

[11] Patent Number: Des. 293,323

[45] Date of Patent: \*\* Dec. 22, 1987

[54] KNIFE HOLDER FOR TUFTING MACHINES

4,207,825 6/1980 Bleasdale ..... 112/80.6

[75] Inventors: Ian Slattery, Hixson, Tenn.; Harold B. Bardsley, Euxton, Near Chorley; Ian Beverly, Blackburn, both of England

## FOREIGN PATENT DOCUMENTS

1154255 6/1969 United Kingdom ..... 112/80.6

[73] Assignee: Spencer Wright Industries, Inc., Chattanooga, Tenn.

Primary Examiner—Melvin B. Feifer  
Attorney, Agent, or Firm—Alan Ruderman

[\*\*] Term: 14 Years

## [57] CLAIM

The ornamental design for a knife holder for tufting machines, substantially as shown and described.

[21] Appl. No.: 735,216

## DESCRIPTION

[22] Filed: May 17, 1985

## [30] Foreign Application Priority Data

Apr. 2, 1985 [GB] United Kingdom ..... 1025927

[52] U.S. Cl. .... D15/78

[58] Field of Search ..... D15/78, 66; 112/80.6, 112/80.55, 80.56

FIG. 1 is a front perspective view of a knife holder for tufting machines embodying our new design, and illustrating one knife in phantom for illustrative purposes only;

FIG. 2 is a front elevational view thereof;

FIG. 3 is a side elevational view thereof as viewed from the left side of FIG. 2, the right side thereof being illustrated in FIG. 1 and is a mirror image of that illustrated in FIG. 3;

FIG. 4 is a rear elevational view thereof;

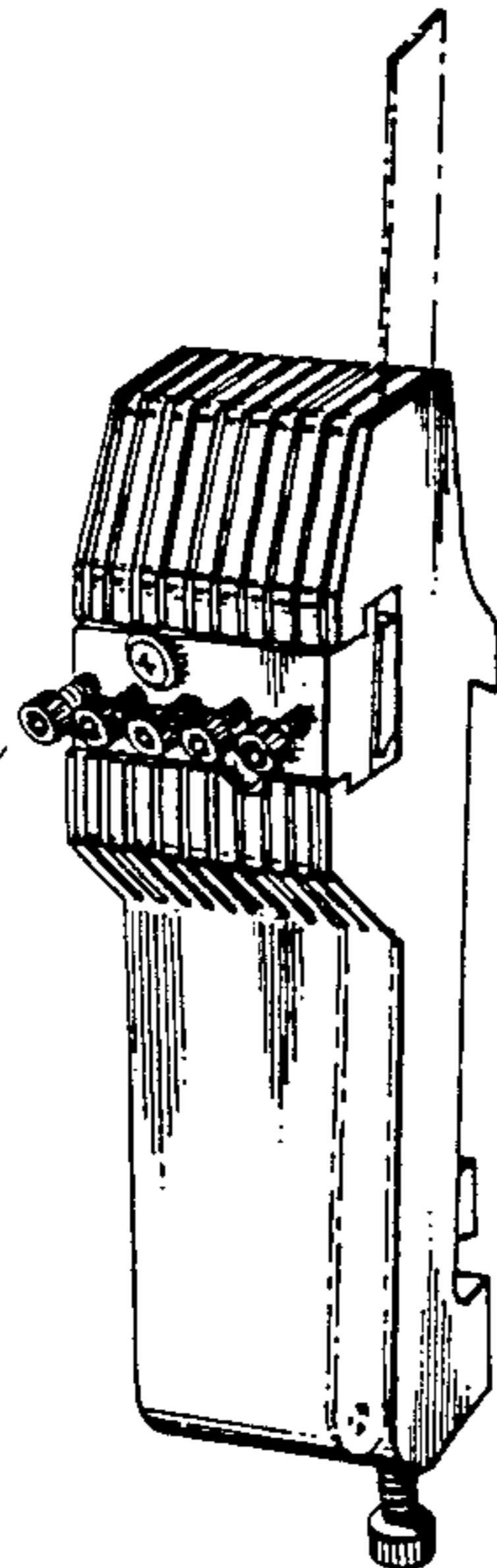
FIG. 5 is a top plan view thereof; and

FIG. 6 is a bottom plan view thereof.

## [56] References Cited

### U.S. PATENT DOCUMENTS

3,757,709 9/1973 Cobble ..... 112/80.6



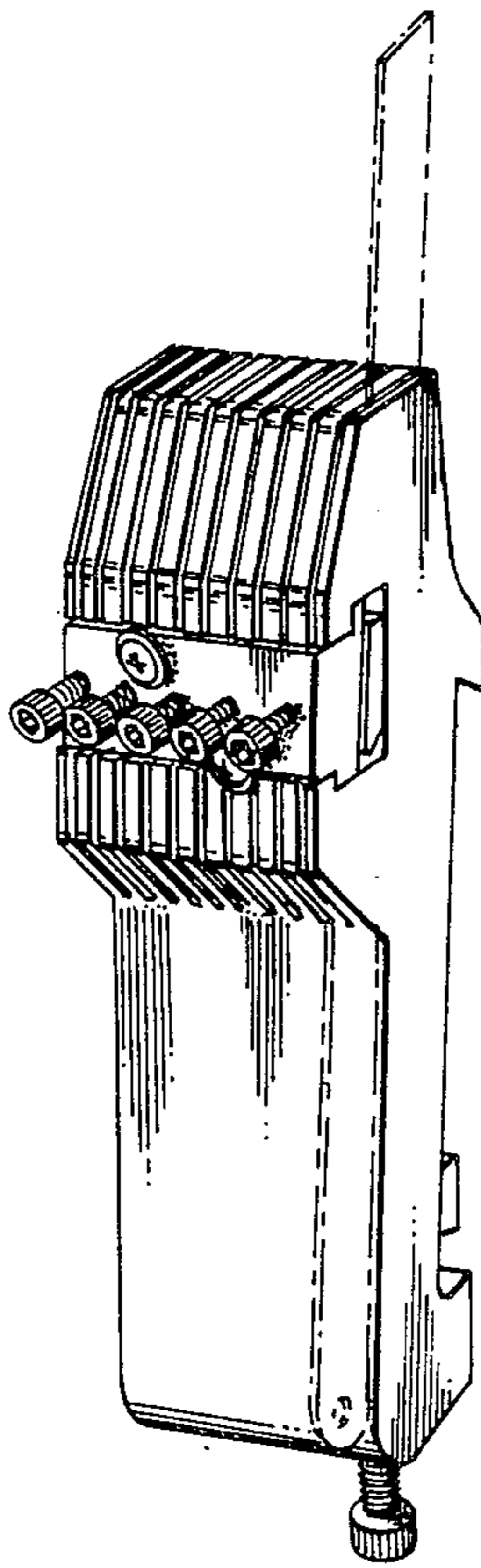


FIG. 1




FIG. 2

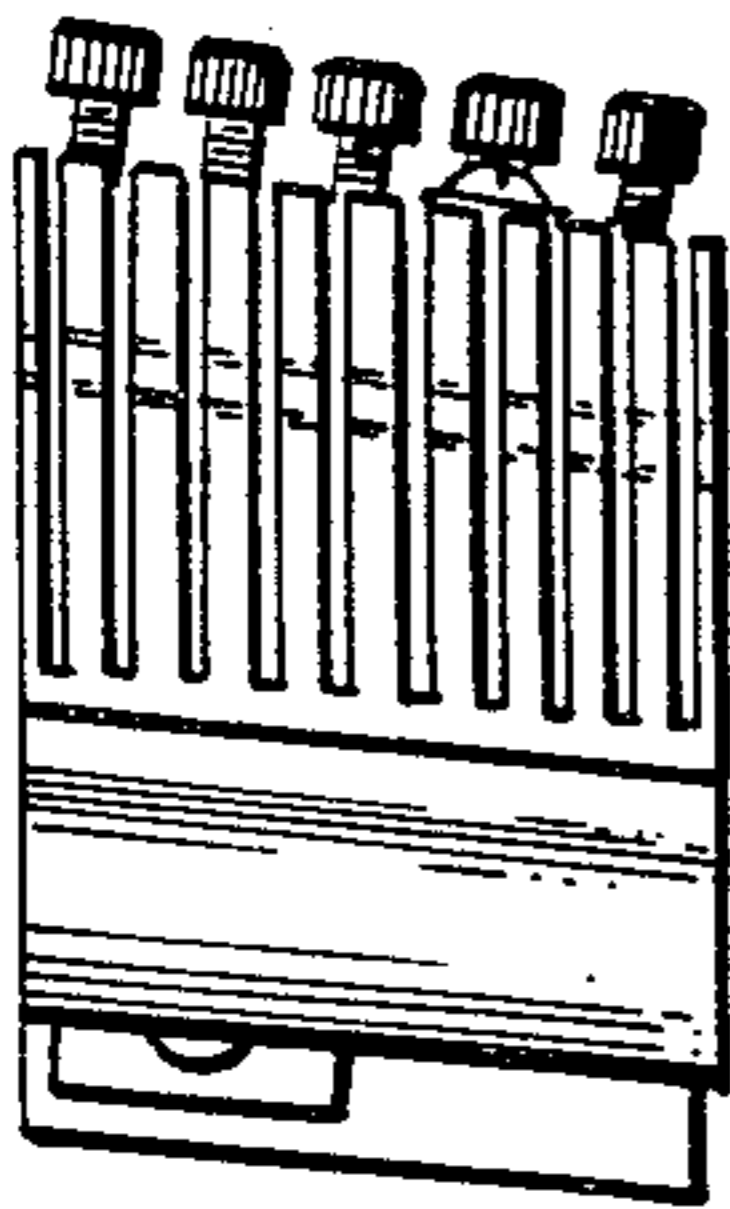


FIG. 5

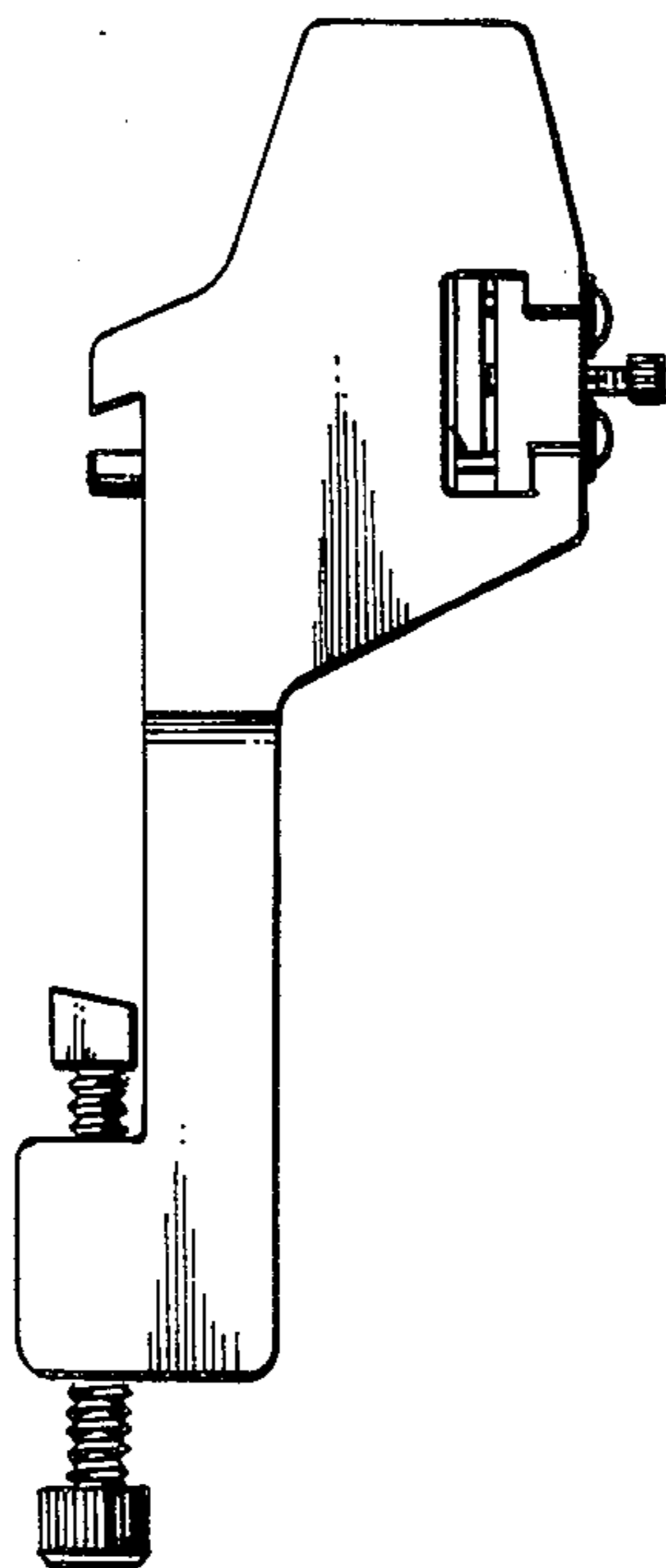


FIG. 3




FIG. 4




FIG. 6