

United States Patent [19]

Cauque et al.

[11] Patent Number: Des. 293,287

[45] Date of Patent: ** Dec. 22, 1987

[54] COMBINED KEY RING, TORCH,
PHOTOGRAPH HOLDER AND LCD WATCH

[75] Inventors: Michele Cauque, Paris, France; Avry
Ben-Zeev, Kowloon, Hong Kong

[73] Assignee: Sparklight Corporation, Kowloon,
Hong Kong

[**] Term: 14 Years

[21] Appl. No.: 713,800

[22] Filed: Mar. 20, 1985

[30] Foreign Application Priority Data

Sep. 20, 1984 [GB] United Kingdom ... 84 1 022 166/86

[52] U.S. Cl. D3/62; D3/63;
D10/31; D26/38

[58] Field of Search D3/61-65;
D11/79; D10/31; D26/38; 70/456 R

[56] References Cited

U.S. PATENT DOCUMENTS

D. 76,424 9/1928 Schlacht D10/31
D. 154,549 7/1949 Koester D26/38
D. 210,016 5/1965 Holland D3/62

D. 266,555 10/1982 McNally D3/62
D. 278,950 5/1985 Vaughan D3/62
1,321,026 11/1919 Freed et al. D26/38
2,218,932 10/1940 Collins 70/456 R

OTHER PUBLICATIONS

W. Bell Cat. 1981, p. 87, Item "N".

Primary Examiner—George P. Word

Attorney, Agent, or Firm—Fay, Sharpe, Beall, Fagan,
Minnich & McKee

[57] CLAIM

The ornamental design for a combined key ring, torch,
photograph holder and LCD watch, substantially as
shown and described.

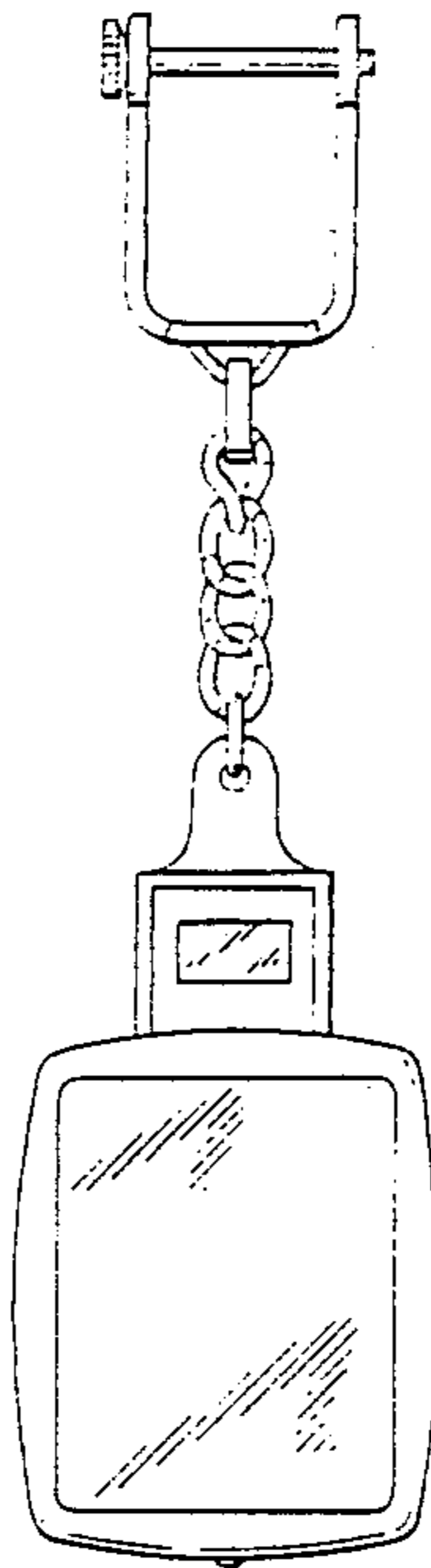
DESCRIPTION

FIG. 1 is a front elevational view of a combined key
ring, torch, photograph holder and LCD watch, the
rear elevational view being a mirror image, showing
our new design;

FIG. 2 is a left side elevational view thereof;

FIG. 3 is a front elevational view showing the LCD
watch in a fully extended position thereof; and

FIG. 4 is a bottom plan view thereof;



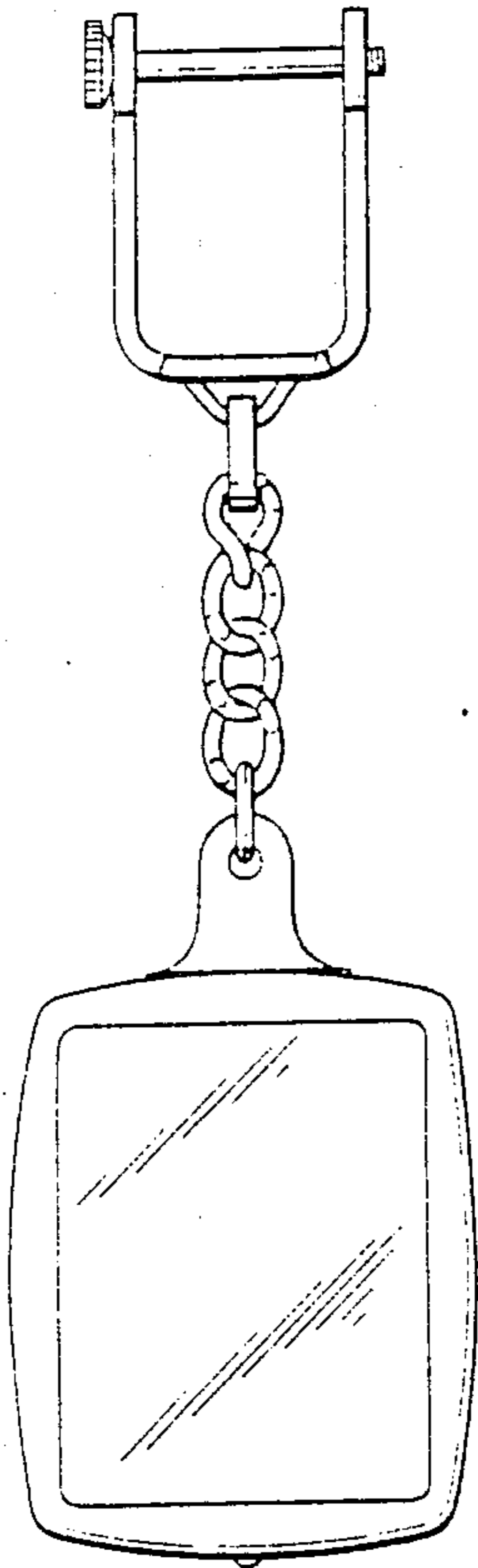


FIG. 1

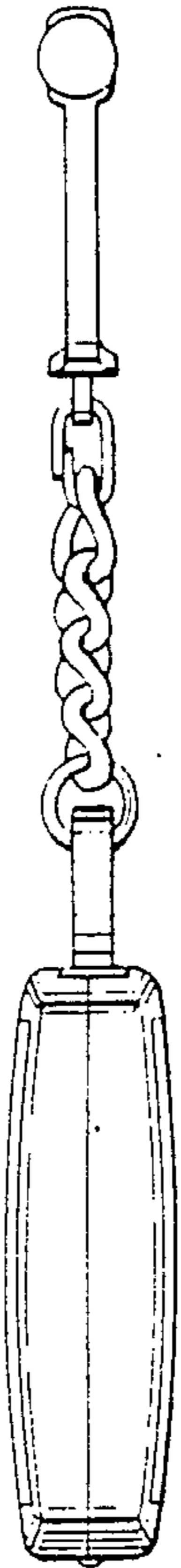


FIG. 2

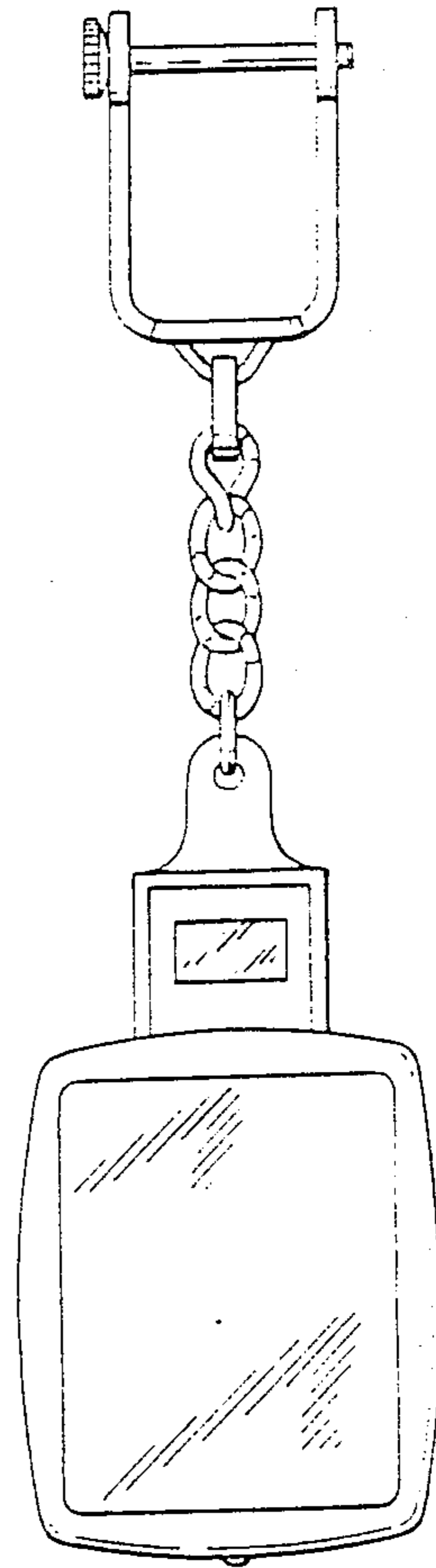


FIG. 3

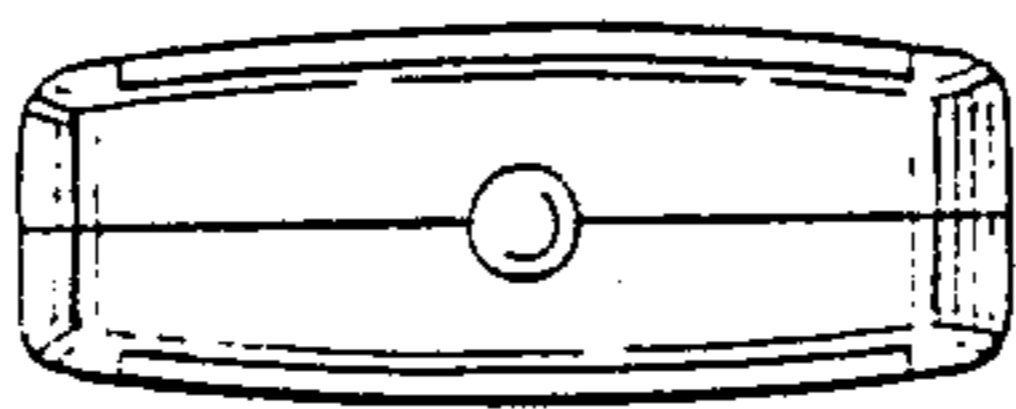


FIG. 4