

[54] BOOT SOLE

[76] Inventor: Seel de Meij, Hogelandsingel 135,
7512 GD Enschede, Netherlands

[**] Term: 14 Years

[21] Appl. No.: 766,404

[22] Filed: Aug. 16, 1985

[30] Foreign Application Priority Data

Feb. 28, 1985 [XH] Hague DM/004851

[52] U.S. Cl. D2/320; D2/274

[58] Field of Search D2/274, 309-311,
D2/319-324; 36/24.5, 25 R, 32 R, 59 R, 59 A,
59 C

[56] References Cited

U.S. PATENT DOCUMENTS

- D. 94,080 12/1934 Fowler D2/320
- D. 189,234 11/1960 Crane D2/320
- D. 198,199 5/1964 Messinger D2/320
- D. 257,799 1/1981 Combaret D2/320
- D. 257,911 1/1981 Ostberg D2/320

- D. 258,774 4/1981 Denu D2/320
- D. 265,776 8/1982 Bell D2/320 X
- 2,985,971 5/1961 Murawski 36/59 C X
- 3,086,532 4/1963 Mistarz 36/32 R X
- 4,345,387 8/1982 Daswick 36/43

FOREIGN PATENT DOCUMENTS

- 63641 9/1955 France 36/32 R
- 5017 of 1914 United Kingdom 36/59 C
- 2134770 8/1984 United Kingdom 36/129

Primary Examiner—Nelson C. Holtje
Attorney, Agent, or Firm—John P. Snyder

[57] CLAIM

The ornamental design for a boot sole, as shown and described.

DESCRIPTION

FIG. 1 is a bottom and left front perspective view of a boot sole showing my new design;
FIG. 2 is a left side elevational view thereof;
FIG. 3 is a bottom plan view thereof, the top being flat, plain, and unornamented;
FIG. 4 is a right side elevational view thereof.

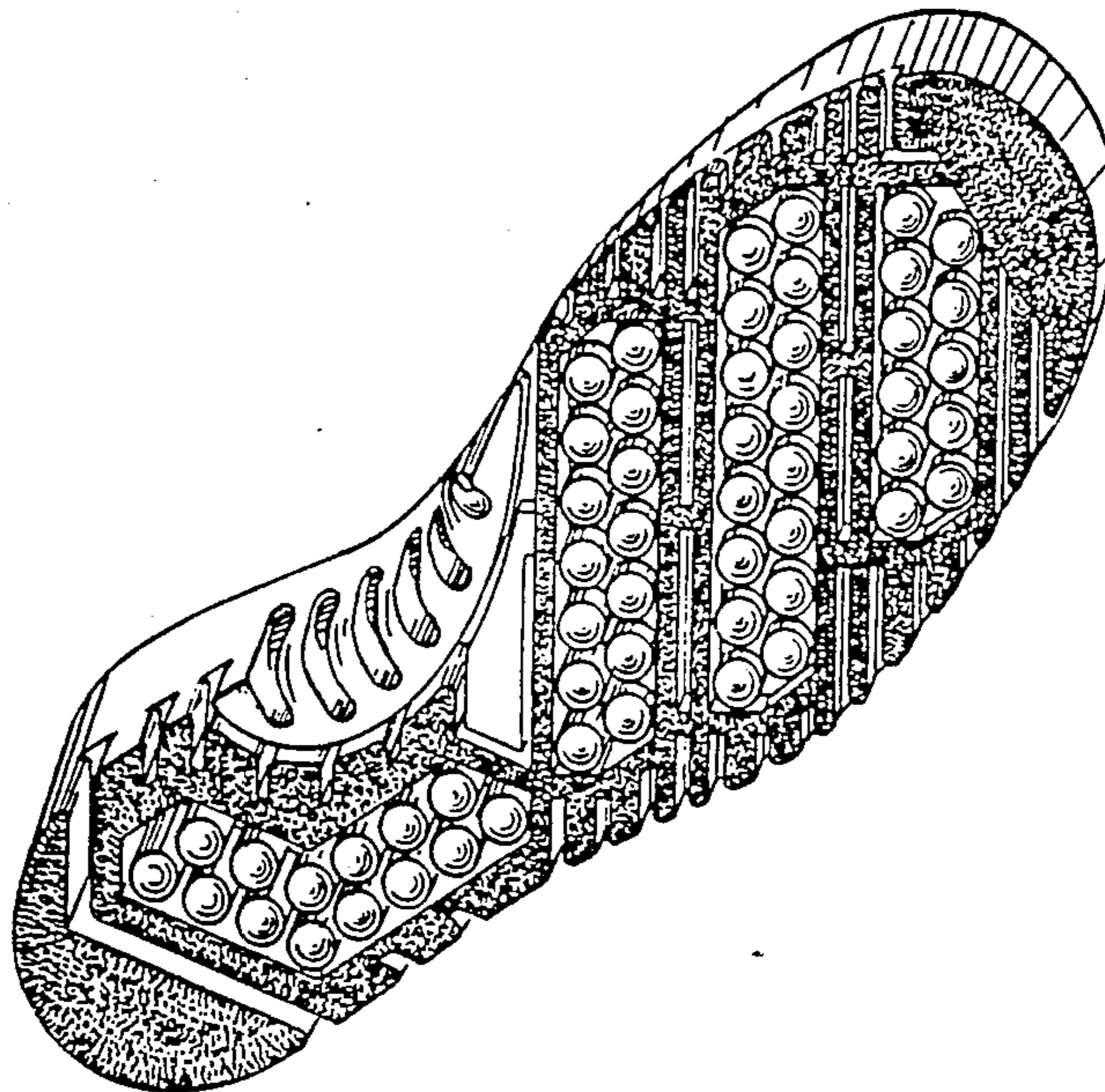


FIG. 4



FIG. 3

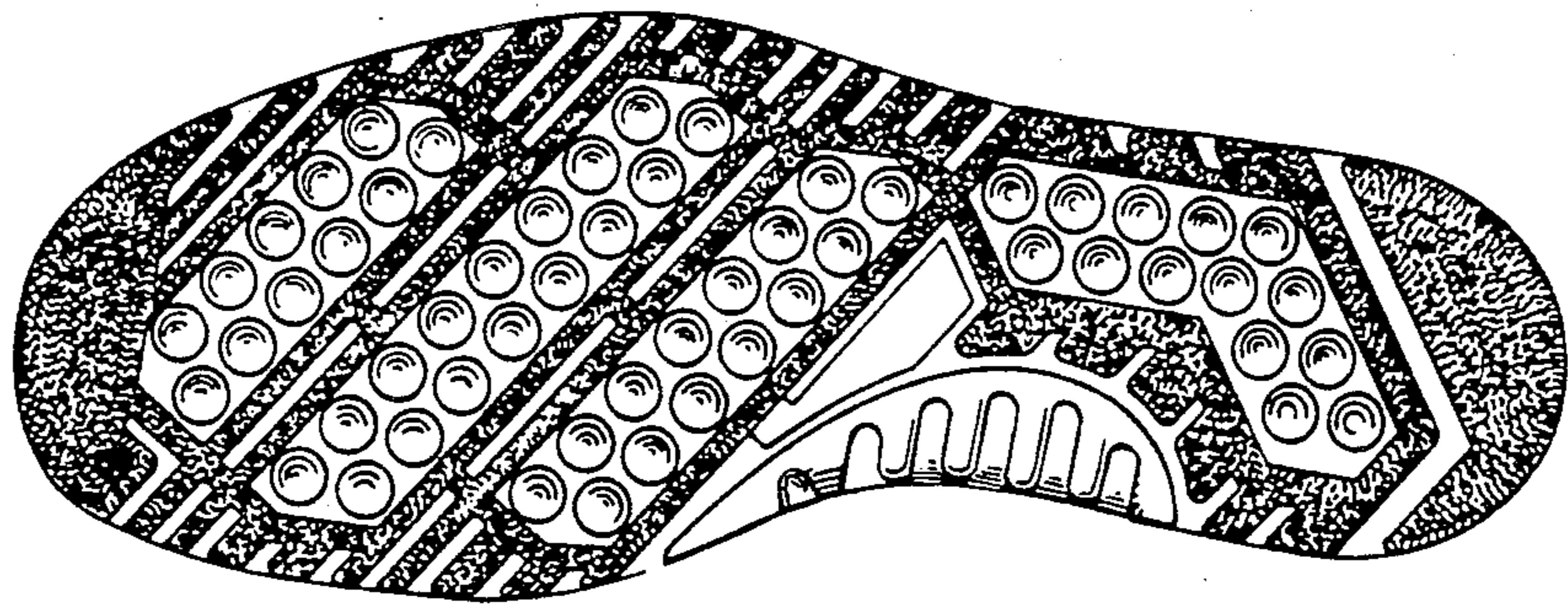


FIG. 2

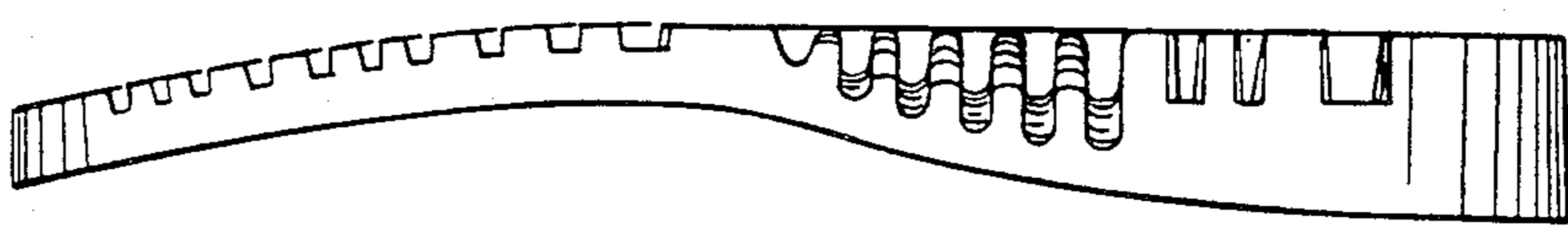


FIG. 1

