

[54] **BOOT SOLE**

[76] Inventor: **Seel de Meij, Hogelandsingel 135,
7512 GD Enschede, Netherlands**

[**] Term: **14 Years**

[21] Appl. No.: **766,403**

[22] Filed: **Aug. 16, 1985**

[30] **Foreign Application Priority Data**

Mar. 21, 1985 [XH] Hague DM/004 962

[52] U.S. Cl. **D2/320; D2/274**

[58] Field of Search **D2/274, 309-311,
D2/319-324; 36/24.5, 25 R, 32 R, 59 R, 59 A,
59 C**

[56] **References Cited**

U.S. PATENT DOCUMENTS

D. 94,080	12/1934	Fowler	D2/320
D. 189,234	11/1960	Crane	D2/320
D. 198,199	5/1964	Messinger	D2/320
D. 257,799	1/1981	Combaret	D2/320
D. 257,911	1/1981	Ostberg	D2/320

D. 258,774	4/1981	Denu	D2/320
D. 265,776	8/1982	Bell	D2/320 X
2,985,971	5/1961	Murawski	36/59 C X
3,086,532	4/1963	Mistarz	36/32 R X
4,345,387	8/1982	Daswick	36/43

FOREIGN PATENT DOCUMENTS

63641	9/1955	France	36/32 R
5017	of 1914	United Kingdom	36/59 C
2134770	8/1984	United Kingdom	36/129

Primary Examiner—Nelson C. Holtje
Attorney, Agent, or Firm—John P. Snyder

[57] **CLAIM**

The ornamental design for a boot sole, as shown and described.

DESCRIPTION

FIG. 1 is a bottom and right front perspective view of a boot sole showing my new design;
FIG. 2 is a right side elevational view thereof;
FIG. 3 is a bottom plan view thereof, the top being flat, plain, and unornamental;
FIG. 4 is a left side elevational view thereof.

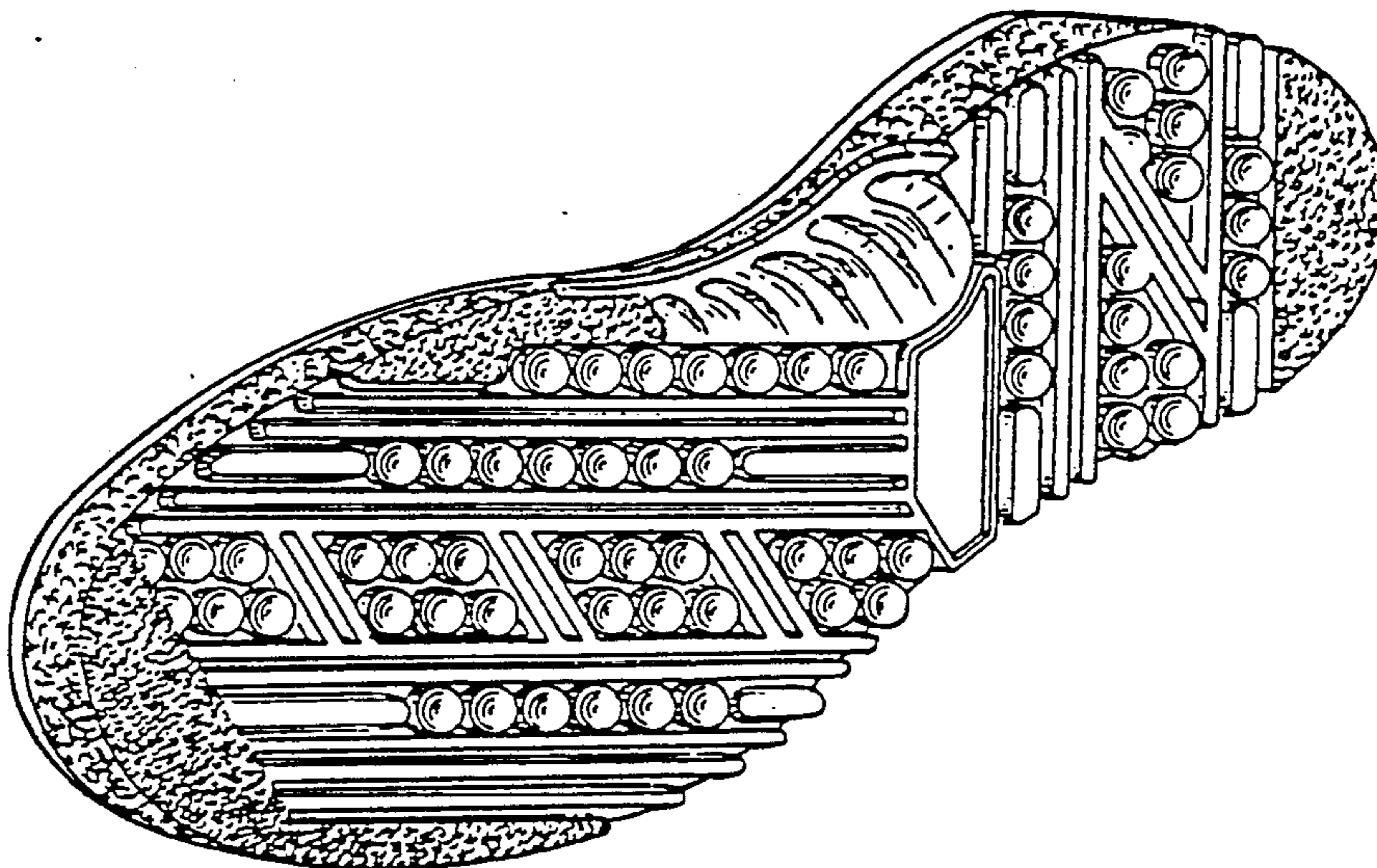


FIG. 4

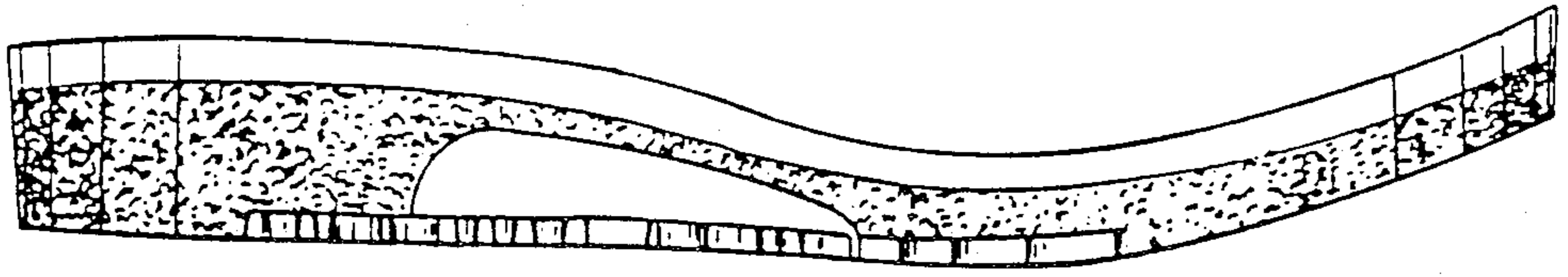


FIG. 3

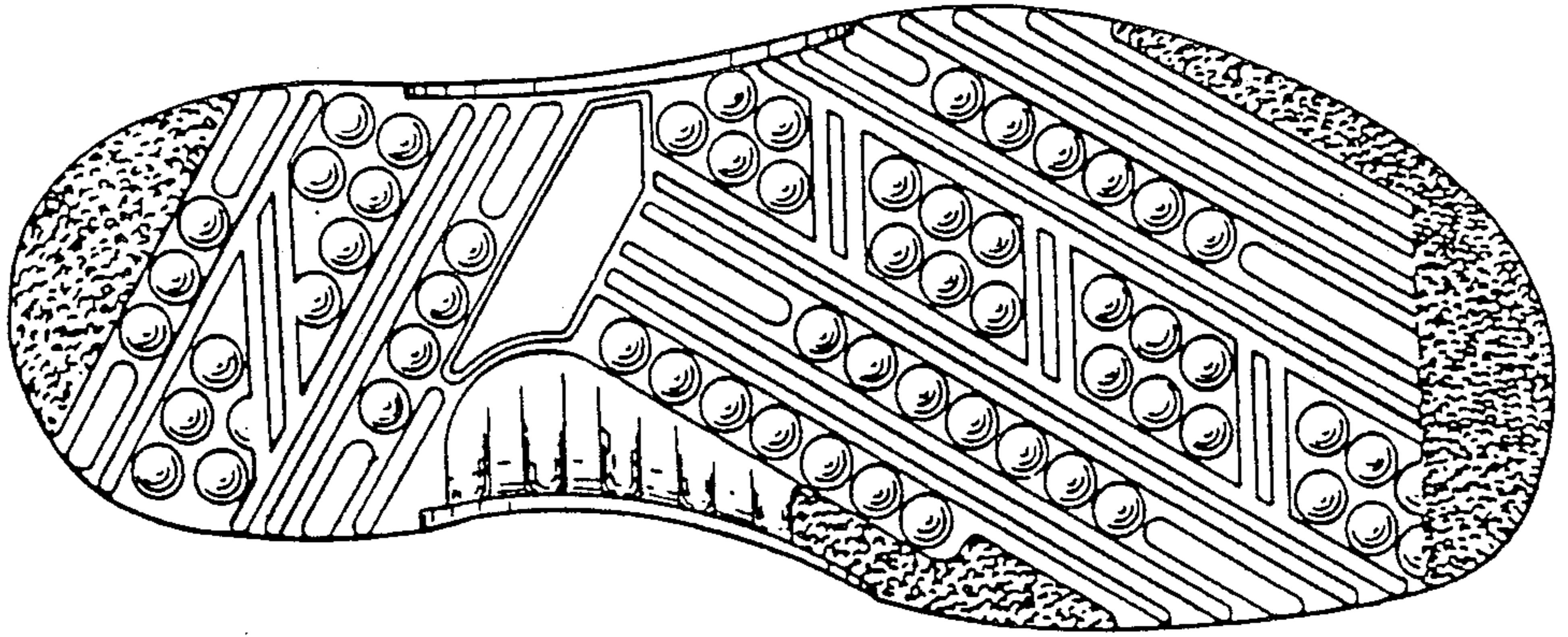


FIG. 2

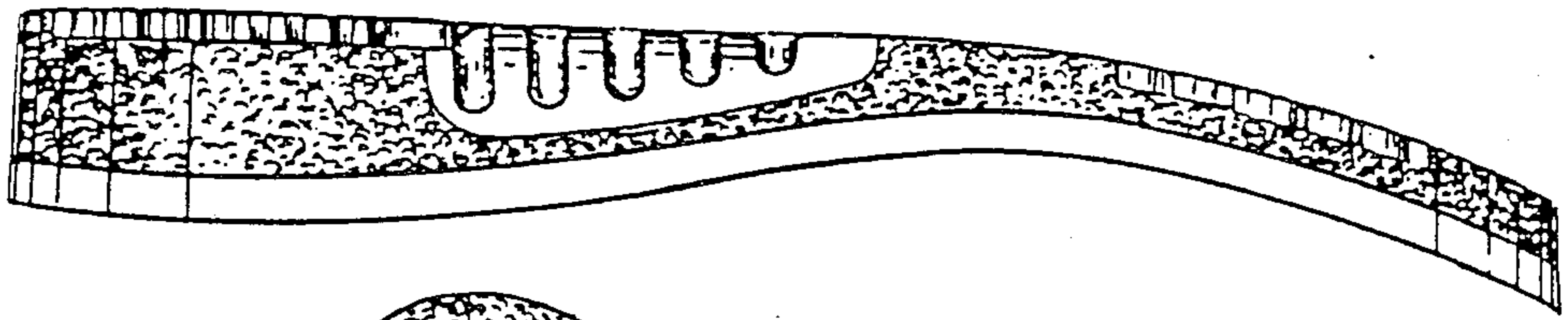


FIG. 1

