

# United States Patent [19]

Ronayne

[11] Patent Number: Des. 293,263

[45] Date of Patent: \*\* Dec. 15, 1987

[54] IN-TANK AUTOMATIC TOILET CLEANING DEVICE

[75] Inventor: Walter M. Ronayne, Westfield, N.J.

[73] Assignee: Boyle-Midway Household Products, Inc., New York, N.Y.

[\*\*] Term: 14 Years

[21] Appl. No.: 693,397

[22] Filed: Jan. 22, 1985

[52] U.S. Cl. .... D23/208

[58] Field of Search ..... D23/1, 3, 4, 48, 69; 239/310; 4/222-224, 227-228, 231; 222/54, 173, 180

[56] **References Cited**

**U.S. PATENT DOCUMENTS**

D. 276,646	12/1984	Ronayne	.....	D23/3
D. 283,726	5/1986	Jones et al.	.....	D23/3
D. 284,693	7/1986	Ronayne	.....	D23/3
650,161	5/1900	Williams	.....	4/228
1,175,032	3/1916	Williams	.....	4/228
4,432,102	2/1984	Woodruff et al.	.....	4/228
4,453,278	6/1984	Doggett et al.	.....	4/228

4,453,278	6/1984	Doggett et al.	.....	4/228
4,455,692	6/1984	Hegge et al.	.....	4/228
4,459,710	7/1984	Keyes et al.	.....	4/228

**FOREIGN PATENT DOCUMENTS**

2090884	7/1982	United Kingdom	.....	4/227
---------	--------	----------------	-------	-------

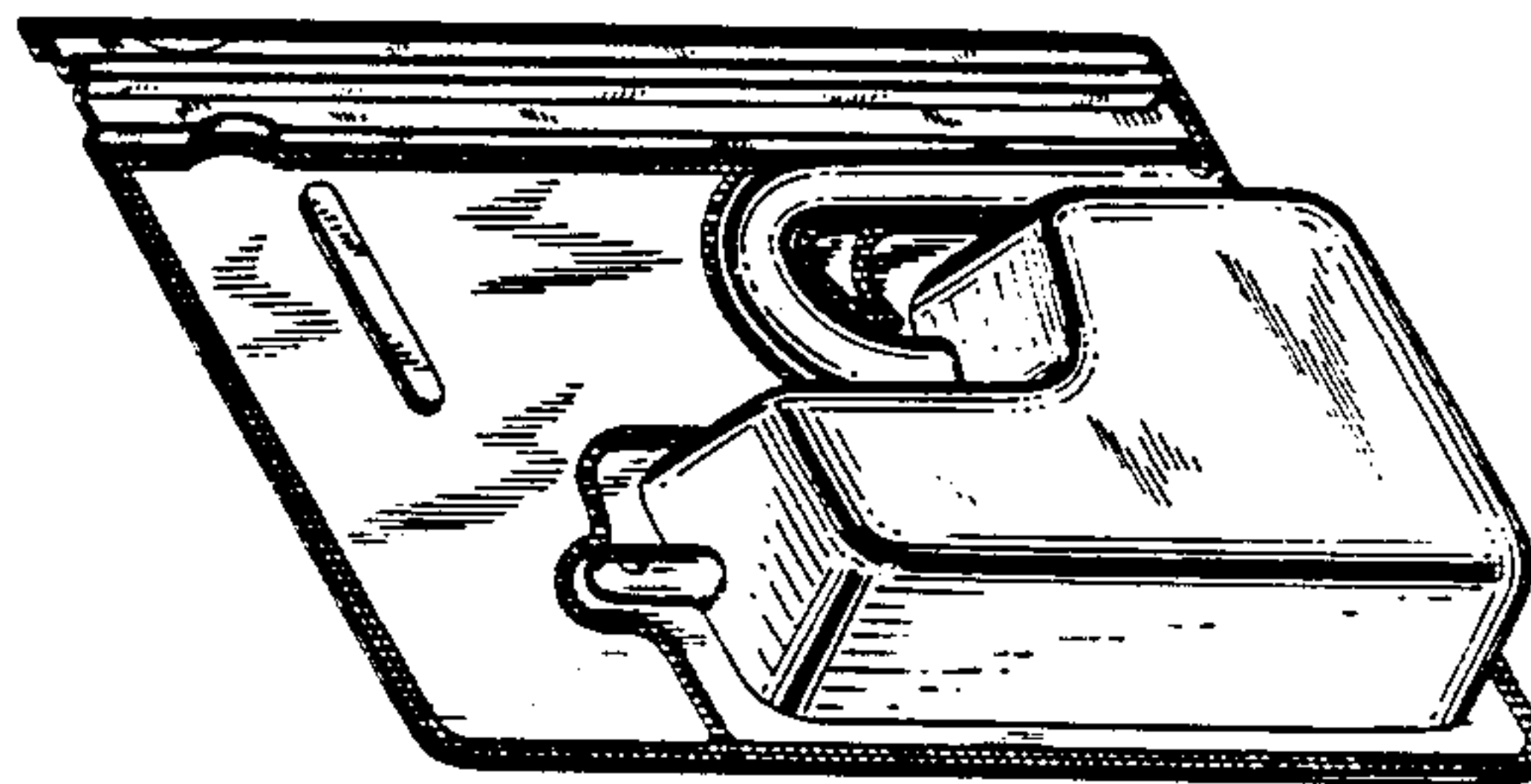
*Primary Examiner*—Wallace R. Burke  
*Assistant Examiner*—Brian N. Vinson  
*Attorney, Agent, or Firm*—Arthur E. Wilfond

[57] **CLAIM**

The ornamental design for an in-tank automatic toilet cleaning device, as shown.

**DESCRIPTION**

FIG. 1 is a perspective view of an in-tank automatic toilet cleaning device showing my new design; FIG. 2 is a top plan view thereof; FIG. 3 is a front elevational view thereof; FIG. 4 is a right side elevational view thereof; FIG. 5 is a left side elevational view thereof; FIG. 6 is a rear elevational view thereof; and FIG. 7 is a bottom plan view thereof. The cross-lining of elements in FIGS. 1 and 3 is to indicate a contrast in materials.






FIG. 2

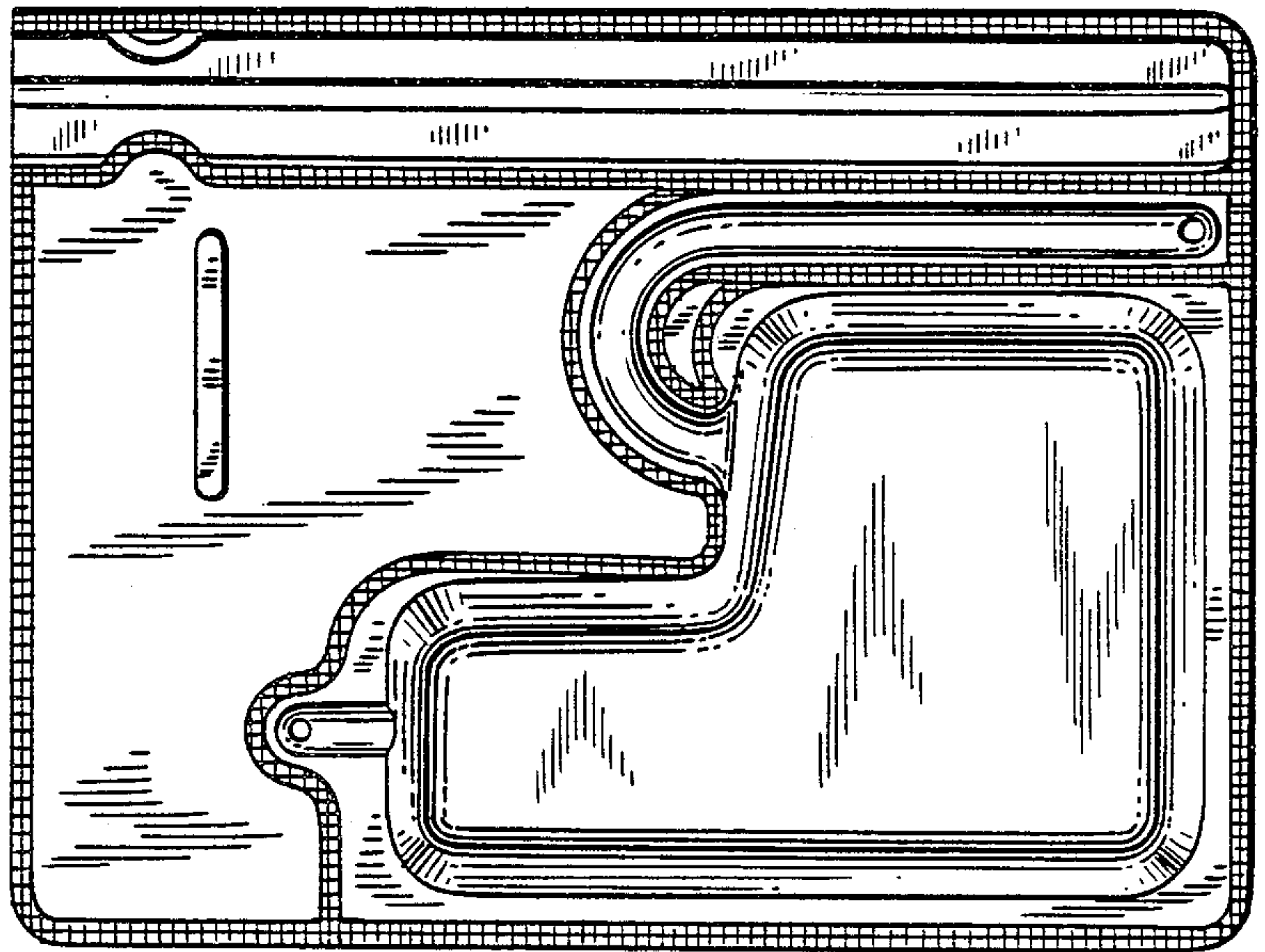


FIG. 3

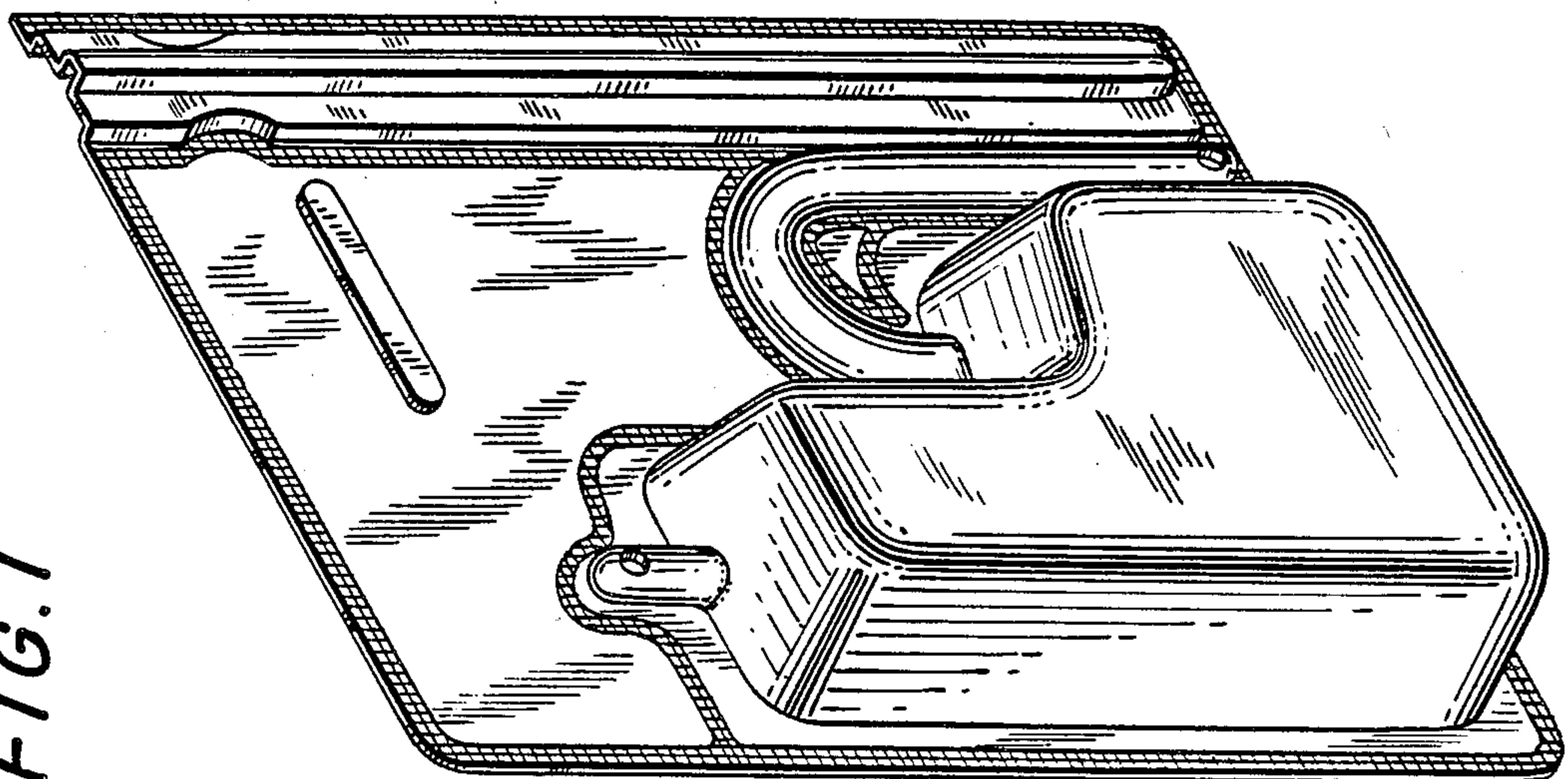


FIG. 1

FIG. 5




FIG. 6

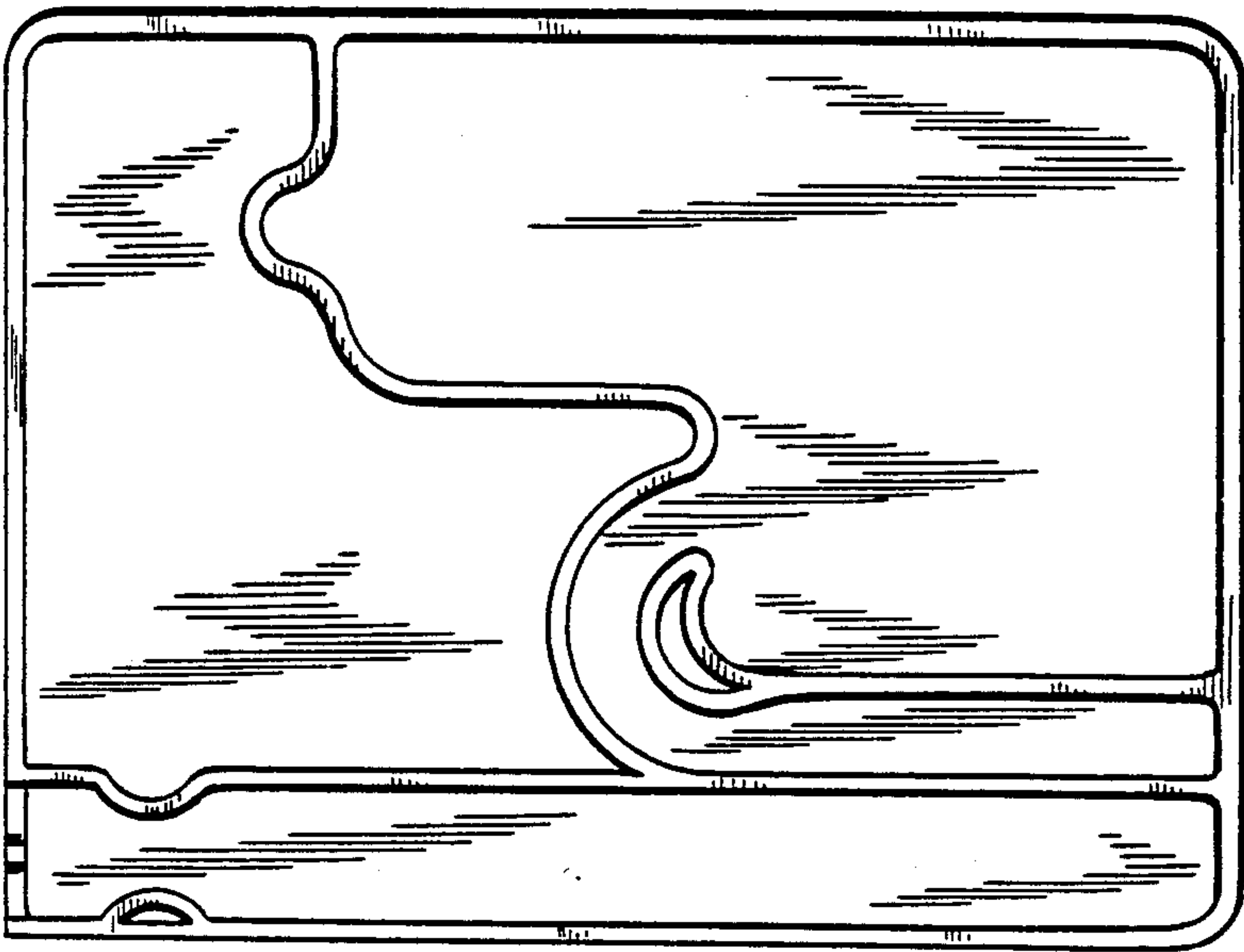


FIG. 4




FIG. 7

